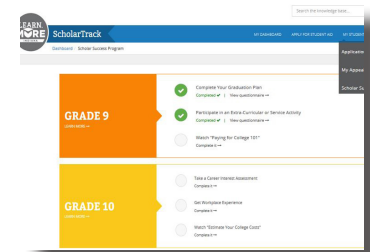
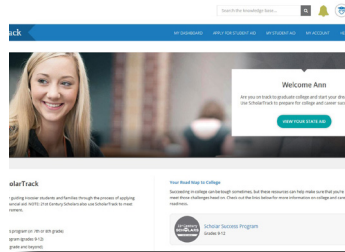



Tracking your progress toward earning your 21st Century Scholarship is simple! ScholarTrack will guide you through the Scholar Success Program—required activities you must complete each year of high school to help you prepare for college and career success. Once you graduate, you'll use ScholarTrack to keep track of your state financial aid information.

You must use ScholarTrack to confirm completion of all required activities before June 30 of your senior year of high school to remain eligible for your Scholarship.

## STUDENTS: Create your Account



1

### GET STARTED

Visit [ScholarTrack.IN.gov](http://ScholarTrack.IN.gov) (or [Scholars.IN.gov](http://Scholars.IN.gov) and click “Log in to ScholarTrack.”) Click “Create an Account” and select “I am a student.”\*

2

### CREATE AN ACCOUNT

Students can create a full or limited account. Students will need their name, date of birth, email address and SSN (full) or Scholar ID (limited).

3

### START TRACKING

Click “My Student Aid” and “Scholar Success Program” to complete the required Scholar Success Program activities in each grade of high school.

\*If you had a ScholarTrack account prior to February 2017, you should have received an email notification to reset your password. Or, use the “Forgot Password” option on the login page.

## Keep Your Contact Information Updated.

Keep your contact information up to date in your ScholarTrack account via the “My Account” tab. You will receive important updates and information to help you earn your Scholarship and prepare for college and career success.

## Don't Have a Computer?

If you do not have a computer with Internet access at home, use a computer at school, a public library or a friend's house. Or, talk to your school counselor, parents or teachers for help.

## Questions?

Email [Scholars@che.IN.gov](mailto:Scholars@che.IN.gov) or call **1-888-528-4719** for assistance.