



State of Indiana eCivis Grants Portal Subrecipient User Guide

Award & Management for Subrecipients

November 2023

Contents

Definitions.....	2
Purpose	4
Step 1: Accepting or Declining the Award	4
Step 2: Viewing Award Details.....	8
Step 3: Adding Additional Team Members to an Award	10
Step 3a: Accepting the Invitation to Join the Grant Project Team.....	12
Step 4: Submitting Activity Reports	13
Step 5: Submitting Financial Reports	15
Step 6: Submitting a Grant Amendment	19
Step 7: Award Closeout.....	24
Conclusion.....	27
Appendix A – eCivis Report and Award Descriptions	28

Definitions

Agency eCivis User – A user of eCivis Grants Network. This is a State of Indiana staff person using the system as a Grantee or Grantor. See Grantee and Grantor.

Application Workspace – An Application Workspace is created for authorized Agency eCivis users to view and create their application and evaluation forms outside of any State of Indiana required fields for competitive solicitations. It will also include the budget selected at solicitation, but it is not editable. The Application Workspace allows Agency eCivis users to identify application review team members, make application review assignments, and tabulate review results and scores. See also Solicitation and Zengine.

Award Approval Package – The collection of documents, within a task, which support the finalization of a grant award captured in eCivis Grants Network. This includes an auto-generated award notice from eCivis Grants Network, awarded budget, and goal setting (if enabled as part of the solicitation setup)—along with any specific documents uploaded and provided to the Subrecipient by the Grantor (agreement, further post-award guidance, reporting template, etc.).

Budget – The financial information Applicants are required to submit to the Funder or Grantor detailing how they will spend grant funds, if awarded. This budget is carried over to the awarded grant so that the Grantee or Subrecipient reports financial information at the level of detail required by each grant program.

Cash Match – A portion of project costs not paid by Federal funds as a direct project expense ([2 CFR 200.306](#)). This portion of the project costs are provided as cash from the Indiana State Agency or State of Indiana resources.

eCivis – The software vendor that created eCivis Grants Network (Indiana State Agencies as Grantees/Grantors) and eCivis Grants Portal (Applicants/Subrecipients to Indiana State Agencies' grant programs).

eCivis Project – Project is used in two ways within eCivis Grants Network, Grantee project and Grantor project. See Grantee Project and Grantor Project.

Financial Report (Payment or Reimbursement Request) – The task assigned to a Grantee or Subrecipient to submit financial data. Financial reports can also include payment or reimbursement requests within them. These reports are usually recurring in nature through the grant term.

Grant Amendment – An amendment (either initiated by the Grantor or Grantee/Subrecipient) that will officially change the terms of the agreement. An amendment can edit the scope of work, grant term, or financial information.

Grantee – Persons or organizations who receive funding from another party. Indiana State Agencies operate in the role of a Grantee when they receive funding from external parties like the Federal government. A Grantee is also referred to as a Subrecipient.

Grantee Project – Indiana State Agencies can manage grants that they pursue from pre-award to post-award by creating a project.

Grantor – Persons or organizations that provide grant funding to another party. Indiana State Agencies operate as Grantors when they distribute grant funds to Subrecipients (Grantees). Also, referred to as a Funder.

Grantor Project – A project title is required for each application submitted by an Applicant and an award granted by an Indiana State Agency. The Subrecipient or the Grantor (Indiana State Agency) can edit the project title at any time. The project title is called Project or Project Name in eCivis Grants Network.

Grants Network (GN) – The eCivis name for the software. eCivis also refers to the system as “eCivis,” “eCivis Grants Network,” or “GN.”

In-Kind Match (Third-Party In-Kind Contribution) – The value of a non-cash contribution (i.e., property or services) that—(1) benefit a Federally-assisted project or program; and (2) are contributed by non-Federal third parties, without charge, to a non-Federal entity under a Federal award ([2 CFR 200.1](#)).

Notice of Funding Opportunity (NOFO) – A formal announcement of the availability of funding through a financial assistance program from an awarding agency.

Portal (eCivis Grants Portal) – The public-facing portal for Applicants of all Indiana State Agency grant programs released in eCivis Grants Network. URL: <https://portal.ecivis.com/#/login>.

Program – The release of funds to Subrecipients. Programs are also referred to as “grant programs.” For example, The Office of Community and Rural Affairs releases a grant program to accept applications for the Community Development Block Grant (CDBG) application.

Reimbursement Request – The process a Subrecipient undertakes in eCivis to be reimbursed for allowable program activity. This is completed through the financial reporting feature in eCivis Grants Network, indicating that it is a reimbursement request.

Solicitation – The public-facing notification of available grant funding. The solicitation setup in eCivis Grants Network creates either public-facing or internal content, dependent upon program-specific settings. See Notice of Funding Opportunity (NOFO).

Subrecipient – An entity that receives a grant from an Indiana State Agency utilizing eCivis Grants Network. Also, it can be referred to as a Grantee of the Indiana State Agency.

Subrecipient Award Owner – The initial Subrecipient representative awarded by the Grantor in eCivis Grants Network is established as the Subrecipient Award Owner. If needed, the Grantor can transfer award ownership in eCivis Grants Network.

Engine – The third-party tool used for the configuration of online applications, application review forms, assignment of reviewers to applications, and online review and scoring of submitted grant applications. This is also referred to as the Application Workspace.

Purpose

The purpose of this user guide is to provide instructions to Subrecipients administering their award(s) in the eCivis Grants Portal. This guide will discuss how to manage team members, submit activity and financial reports, and request grant amendments.

Step 1: Accepting or Declining the Award

Once the application has been approved, the Applicant will be notified by email. This email will also contain a PDF file of the award notification.

- 1) After receiving this email, the Applicant will click the email link to the award. This will prompt the Applicant to log into the [eCivis Grants Portal](#).

Award Notification Letter

Dear Applicant,

Congratulations! An award package has been created for the following program:

Project: IDOE Award #1
Program: IDOE - TEST
Approved Amount: \$135,000.00
Federal Awards:

- US17341 Coronavirus State and Local Fiscal Recovery Fund (CSFRF/CLFRF) - FY 2021: \$135,000.00
 - Agency: U.S. Department of the Treasury
 - Fiscal Year: 2021
 - CFDA: 21.027

Total Federal: \$135,000.00

Other Awards: No non-federal funds were included in this award.

Total Match: \$0.00

Period of Performance: 07/01/2023 - 06/30/2024

Award/Contract Number: IDOE - 2023 - 0001

Note from grantor:

Congratulations on your award!

Please find your award letter attached. To see full award details and accept your award, please click [here](#).

For any questions pertaining to this award package, please contact your grantor at:

agencyecivisuser@sba.IN.gov

Please contact support@ecivis.com for technical issues or questions.

Sincerely,

Program Manager


Phone Number


Address


- 2) The Applicant will see that the **Award Status** has changed to *Pending Acceptance* within the corresponding eCivis **Project Title**. Click the *Horizontal Lines icon*  and then *Accept/Decline Award*.

My Awards

Show 10 entries Search:

Grant Title	Project Title	Award/Contract Number	Award Type	Award Status	Notification Date	Performance Period	Role	Actions
State of Indiana Title IV (V2)	Northeastern School District Application	DOE-FY23-00006	N/A	Pending Acceptance	N/A	5/1/23 - 11/30/23	Owner	 Accept/Decline Award >
		N/A	N/A	Awarded	03/15/2023	3/1/23 - 3/31/23		

- 3) The Applicant will land on a page with the opportunity to download files, such as an Award Letter. Please refer to any specific program guidance provided by the Grantor Indiana State Agency on whether these files must be downloaded or not. Click the *Continue button* .

Award Acceptance
 State of Indiana Title IV (V2) 


Offered by: WOB Demo
 Project Title: Northeastern School District Application
 Approved amount: \$130,000.00
 Match type:
 Performance period: 05/01/2023 -11/30/2023

DOWNLOAD FILES FINALIZE BUDGET ATTACH FILES




The grantor has attached the following files for you to download. Please download and review any files before continuing.

Award Files

Show 10 entries Search:



File Name	File Size	Actions
Approval File: awardNotification.pdf		

Showing 1 to 2 of 2 entries Previous 1 Next


  

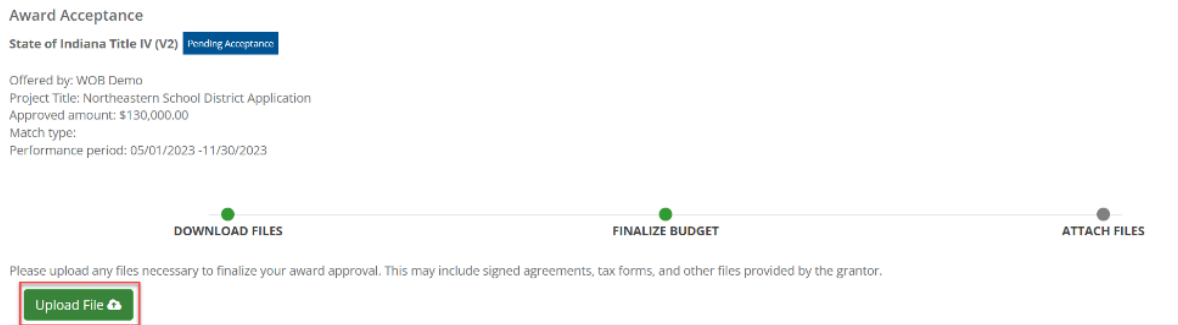
- 4) The new page will prompt the Applicant to review and finalize the budget based on the Applicant’s award amount. It will also contain communication from the Grantor Indiana State Agency regarding the Applicant’s originally submitted budget.

The Applicant may make updates to their budget by the specific program’s categories, as needed. Besides this budget action, there is a required narrative section to provide context to the stated budget categories and amounts entered.

Click the *Save Changes button* , followed by the *Accept and Continue button*  at the bottom of the page.

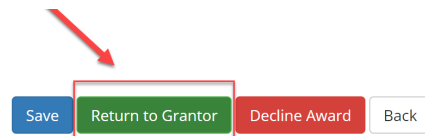
- a. There may be a difference between the award amount requested and the amount awarded. If the Applicant believes there is an error with their award, the Applicant can contact the Grantor Indiana State Agency by selecting the *Request Budget Change button* Request Budget Change, which will notify the Grantor Indiana State Agency that the Applicant would like a revision to their award. The Grantor Indiana State Agency will review and communicate its approval or rejection of that revision.

- 5) If the Applicant is required by the Grantor Indiana State Agency’s specific program guidance to upload files, select the *Upload File button* Upload File , as shown below.



Please review the specific program guidance and any communications regarding the award to ensure all documents are submitted. If the Grantor Indiana State Agency established goals for this solicitation, the Applicant may see an additional step labeled **Finalize Goals**. In this screen, the Applicant may view, edit, or accept target units.

- 6) Click the *Finalize and Submit button* Finalize and Submit if the Applicant would like to accept the award.
 - a. If the Applicant changed any of the award details, the screen will no longer show the *Finalize and Submit button* Finalize and Submit, and will rather display a *Return to Grantor button* Return to Grantor. This action returns changes to the Grantor Indiana State Agency.



NOTE: Once the Applicant accepts the award, the Applicant becomes registered as a Subrecipient in eCivis Grants Network.

- b. If declining the Award Acceptance, click *Decline Award button* Decline Award. If the Applicant desires to change award details or the budget, **do not** click the *Decline Award button* Decline Award.

Award Acceptance

State of Indiana Title IV (V2) Pending Acceptance

Offered by: WOB Demo
Project Title: Northeastern School District Application
Approved amount: \$130,000.00
Match type:
Performance period: 05/01/2023 -11/30/2023

DOWNLOAD FILES

FINALIZE BUDGET

ATTACH FILES

Please upload any files necessary to finalize your award approval. This may include signed agreements, tax forms, and other files provided by the grantor.

Upload File

Award Files

Show 10 entries

Search:

File Name	File Size	Actions
No files have been uploaded		

Showing 0 to 0 of 0 entries

Previous Next

Save Finalize and Submit Decline Award Back



NOTE: If *Decline Award* is selected, the award process ends, and the Applicant may not reverse this decision. If the award was declined erroneously, please contact the Grantor Indiana State Agency.

- c. Upon clicking the *Decline Award button* Decline Award, an additional screen will appear. A note to the Grantor Indiana State Agency is required regarding the award decline. Click the *Save button* Save to finish the award denial.

Decline Award

Are you sure you wish to decline this award? Please enter a note to the awarding pass-through entity: *

5000 characters remaining.

Cancel Save

- 7) Once the award has been accepted and submitted, the Grantor Indiana State Agency will receive the award and begin their review. The Applicant will see the Award Status update to "Pending Final Approval."

My Awards

Show 10 entries

Search:


Grant Title	Project Title	Award/Contract Number	Award Type	Award Status	Notification Date	Performance Period	Role	Actions
Indiana Title IV	Southern School District	N/A	N/A	Pending Final Approval	N/A	8/1/23 - 3/30/24	Owner	


Step 2: Viewing Award Details


The Subrecipient can complete the following steps to locate their award:

- 1) On the **eCivis Grants Portal** homepage, the Subrecipient will now see that the **Award Status** of the corresponding **Grant Title/Project Title** will be **Awarded**.
 - a. The Applicant can also navigate to their award using the *My Awards* tab located at the left of the page.

Grant Title	Project Title	Award/Contract Number	Award Type	Award Status	Notification Date	Performance Period	Role	Actions
State of Indiana Title IV (V2)	Northeastern School District Application	DOE-FY23-00006	N/A	Awarded	07/25/2023	5/1/23 - 11/30/23	Owner	


- 2) To view further details of the award, click the *My Awards* tab, select the *Horizontal Lines icon*  under the **Actions** column, and then click *Manage Award*.

Grant Title	Project Title	Award/Contract Number	Award Type	Award Status	Notification Date	Performance Period	Role	Actions
State of Indiana Title IV (V2)	Northeastern School District Application	DOE-FY23-00006	N/A	Awarded	07/25/2023	5/1/23 - 11/30/23	Owner	
		N/A	N/A	Awarded	03/15/2023	3/1/23 - 3/31/23		Manage Award >

- 3) This will bring the Subrecipient to the **Award Dashboard** which displays information regarding the Subrecipient's award. To view more information about the funding source, or "Funding Details", click the *Plus Sign icon*  next to the **Approved Amount**.

Award Dashboard

Award Detail | View Budget | View Files | Submit Financial Report | Submit Activity Report | Request Grant Amendment | Award Closeout | Manage Project Team

Subrecipient: Northeastern School District Application
Project: Northeastern School District Application
Award Status: Awarded
Approval Date: 07/25/2023
Approved amount: \$130,000.00 
Total Federal Award: \$130,000.00


Program: State of Indiana Title IV (V2)
Award ID: DOE-FY23-00006

Funding Details

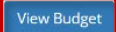






Federal:

Postsecondary Education Programs (Title III and Title V): \$130,000.00
Eligibility Designations and Applications for Waiving Eligibility Requirements - FY 2023
Agency: U.S. Department of Education
Fiscal Year: 2023
CFDA: 84.031H


No non-federal funds were included in this award.

- 4) If there was a budget component with the application and award process, it can be viewed in the **Award Dashboard**. Click the *View Budget button*  to view the approved budget. This will bring the Subrecipient to the **Application Budget** screen.

Award Dashboard


Award Detail       

Budget Stage: Post-Award

Actions 

Budget Summary

\$130,000.00	Total Direct Costs	\$0.00	Match / Cost Share
\$0.00	Total Indirect Costs	\$0.00	Program Income
\$130,000.00	Total Amount (Direct + Indirect)		

- a. This can also be exported to Excel by clicking the *Excel logo icon*  in the **Application Budget**.

Budget Stage: Post-Award

Actions 

- 5) In this screen, a more detailed budget can be viewed by clicking on *Budget Items*, followed by a specific budget category.

Budget Items

1. Personnel

	Ext Cost	Direct Cost	Ind Cost	Cost Share
Personnel Totals:	\$100,000.00	\$100,000.00	\$0.00	\$0.00

Title	Description	Units	Unit Cost	Extended Cost	Cost	GL Code	Item Type
Personnel	Personnel	1.00	\$100,000.00	\$100,000.00	\$100,000.00		Direct Cost

2. Fringe Benefits

	Ext Cost	Direct Cost	Ind Cost	Cost Share
Fringe Benefits Totals:	\$20,000.00	\$20,000.00	\$0.00	\$0.00

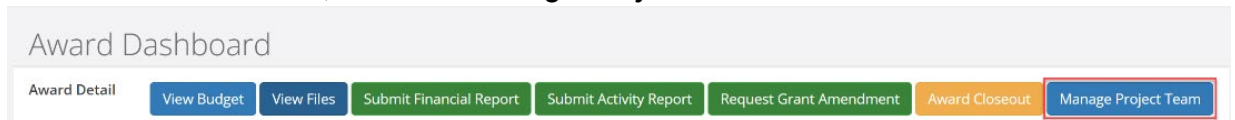
Title	Description	Units	Unit Cost	Extended Cost	Cost	GL Code	Item Type
Fringe Benefits	Fringe Benefits	1.00	\$20,000.00	\$20,000.00	\$20,000.00		Direct Cost

Step 3: Adding Additional Team Members to an Award

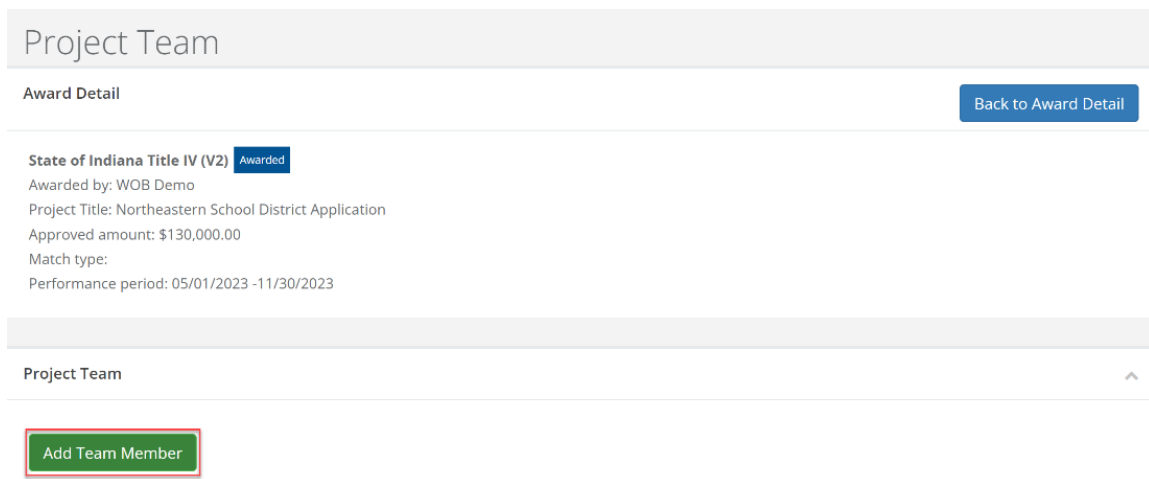
- 1) The Subrecipient Award Owner, or the individual who first submitted the awarded application, may add additional team members to assist with the award. In terms of viewing and submitting reports, all team members will have the same permissions and level of access to view and submit reports to the Grantor Indiana State Agency. If the notifications checkbox is selected, Subrecipient team members will receive notifications—via an eCivis Grants Network email—when a task has been submitted, approved, rejected, or returned. This is further shown in the [step 5](#)) of this section.
 - a. If the Subrecipient Award Owner is no longer able to access eCivis Grants Portal, the Grantor Indiana State Agency can change the Subrecipient Award Owner. If this is the case, please contact the Grantor Indiana State Agency.
- 2) In the eCivis Grants Portal's **My Awards** tab, the Subrecipient Award Owner will click the corresponding eCivis **Project Title** to which it would like to add team members.


Grant Title	Project Title	Award/Contract Number	Award Type	Award Status	Notification Date	Performance Period	Role	Actions
State of Indiana Title IV (V2)	Northeastern School District Application	DOE-FY23-00006	N/A	Awarded	07/25/2023	5/1/23 - 11/30/23	Owner	Manage Award
	Change Owner	N/A	N/A	Awarded	03/15/2023	3/1/23 - 3/31/2		

- 3) In the **Award Dashboard**, click the *Manage Project Team button* 



- 4) Click the *Add Team Member button* 



- 5) The system will prompt the Subrecipient to enter the email address of the additional team member. If the *Receive notifications for this award* checkbox is selected, the team member will receive notifications for the award such as due dates, Subrecipient monitoring, and reminders for tasks. Only one team member can be added at a time. Once the email address has been entered, click the *Add Member button* .

Add Project Team Member

The following person will be invited to your project to help collaborate.

Email address:

Receive notifications for this award.

- 6) eCivis Grants Network will then send an invitation email to the entered email address. The corresponding team member's row in the eCivis **Project Team** table will appear as *Pending*. This means the email was successfully sent. In this table, the Subrecipient Award Owner can resend or revoke the invitation or revoke access to team members.

Project Team

Show 10 entries Search:

Invitation Email	Accepted By	Status	Actions
agencyecivisuser@SBA.IN.gov		Pending	

- 7) The prospective team member will need to accept the invitation by clicking on the link provided in the email invitation. Please see [Step 3a: Accepting the Invitation to Join the Grant Project Team](#) for more information about accepting the invitation.

has invited you to join their grant project team on the eCivis Portal.

Project Name: Northeastern School District Application

Please use the following link to respond. You may be required to create a free account if you do not already have an account on the eCivis Portal:

<https://portal.ecivis.com/#/loginTeam/7D970F63-A205-4119-B565-6E0924049FE9>

- 8) Once the prospective team member completes the appropriate steps to be added to the eCivis Project, the team member's row in the **Project Team** table will read *Accepted* under the **Status** column.

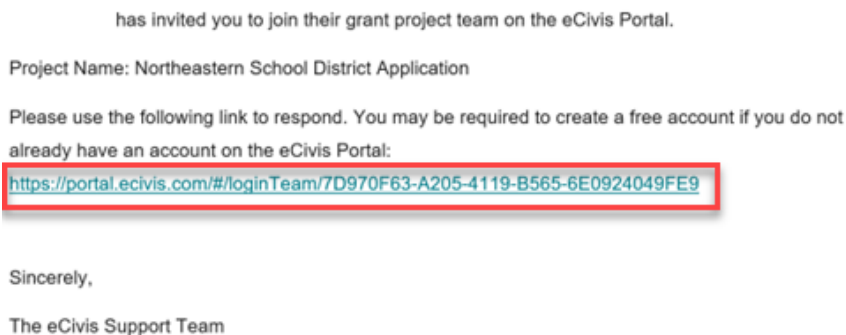
Project Team


Show 10 entries Search:

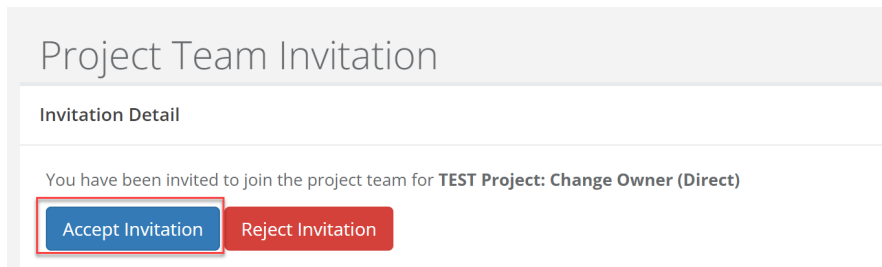
Invitation Email	Accepted By	Status	Actions
		Accepted	

Step 3a: Accepting the Invitation to Join the Grant Project Team

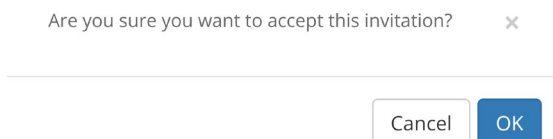
- 1) Once the Subrecipient Award Owner has entered the prospective team member's email into the eCivis project, the prospective team member will receive an email from eCivis Grants Network.
- 2) The prospective team member will click on the link provided within the invitation email.
 - a. If an email is not received, please notify the Subrecipient Award Owner as they can resend an invitation and verify that the email address was entered correctly.



- 3) Once the link in the invitation email (shown above) has been clicked, log into the corresponding homepage. If the prospective team member does not have an account with the eCivis Grants Portal, reference the *SOI User Guide - Grantor 1. Creating a Solicitation* to create one prior to clicking on the link in the invitation email.
- 4) The prospective team member will then see the **Project Team Invitation** screen. Click the *Accept Invitation button* .



- 5) The next screen will prompt a verification. Click the *OK button*  to verify.





- 6) Once this verification step has been completed, the team member will be taken to the **My Awards** tab. The system will note the team member's eCivis Grants Portal Account as a **Team Member** under the **Role** column.

My Awards

Show 10 entries Search:

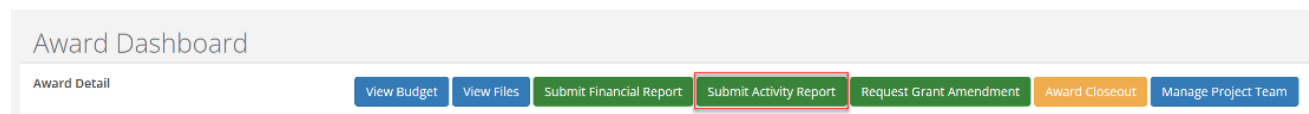
Grant Title	Project Title	Award/Contract Number	Award Type	Award Status	Notification Date	Performance Period	Role
State of Indiana Title IV (V?)	Northeastern School District Application	DOE-FY23-00006	N/A	Awarded	07/25/2023	5/1/23 - 11/30/23	Owner

- 7) Click the *Horizontal Lines icon*  under the **Actions** column, and then *Manage Award* to begin accessing the award.

Grant Title	Project Title	Award/Contract Number	Award Type	Award Status	Notification Date	Performance Period	Role	Actions
		N/A	N/A	Awarded	03/15/2023	3/1/23 - 3/31/23	Team Member	 Manage Award >

Step 4: Submitting Activity Reports

- 1) In the **Award Dashboard**, the Subrecipient Award Owner and team members can submit activity reports directly to the Grantor Indiana State Agency. The activity reports can be submitted in relation to reporting tasks automatically established by the Grantor Indiana State Agency as part of the award or submitted ad-hoc. Click the *Submit Activity Report button*  to begin.



- 2) In the **Activity Report Details**, click the **Reporting Period*** text box to provide the dates of the activity report. This field is required. Click the *Apply button*  when finished.

Activity Report

Reporting Period: *

< Jul 2023 Aug 2023 >

Su	Mo	Tu	We	Th	Fr	Sa	Su	Mo	Tu	We	Th	Fr	Sa
25	26	27	28	29	30	1	30	31	1	2	3	4	5

3) Under **Report Narrative***, enter a brief description of the activity report in the text box.

Please develop your narrative below including key metrics, and other pertinent details.

Report Narrative: *

</> H1 H2 H3 **B** *I* U [List Icons] [Link Icon]

8000 characters remaining

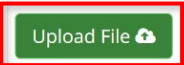
4) If applicable under **Activity Report Metrics**, Subrecipients may enter updates to the goals defined by the Grantor Indiana State Agency.

Goal / Objective	Completed Units	Award Spend	Match Spend	Program Income Spend
Number of Beneficiaries Assisted	10.00	\$ 0.00	\$ 0.00	\$ 0.00
Subgoals				
Number of Children Assisted	10.00	\$ 0.00	\$ 0.00	\$ 0.00

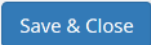
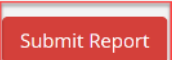

5) Files may also be uploaded under the **Activity Report Files** tab by clicking on the **Upload File button** .


Activity Report Files

Please upload any files necessary for your activity report.





6) When all information is entered, click the **Submit Report button** .


  

7) A warning page will appear notifying the Subrecipient that this report will be sent to the Grantor Indiana State Agency. Click the **OK button** .

Warning!

Are you sure you want to submit your activity report? This will send the contents of this form to the grantor for approval.




 

- 8) If the report is associated with an assigned **Activity Report Task** in the **Pending Tasks** table, click the *Horizontal Lines icon*  next to the corresponding task and click *Mark Task Complete*.

Pending Tasks

Show 10 entries

Search:

Task Type	Date Created	Due Date	Actions
Activity Report Request	07/25/2023	08/15/2023	
Closeout Approval	07/25/2023	01/31/2024	
Activity Report Request	07/25/2023	07/15/2023	

Showing 1 to 3 of 3 entries


Create Activity Report

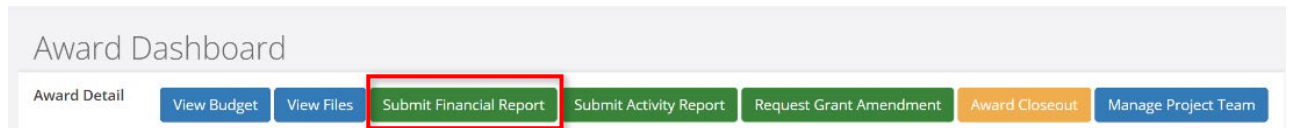
Mark Task Complete

Previous 1 Next

Step 5: Submitting Financial Reports

- 1) In the **Award Dashboard**, the Subrecipient Award Owner and team members can submit financial reports directly to the Grantor Indiana State Agency. As with activity reports, financial reports can be submitted in relation to reporting tasks that are automatically established by the Grantor Indiana State Agency as part of the award or can be submitted on an ad-hoc basis.

Click the *Submit Financial Report button*  to begin.



- 2) The **Award Detail** on the page that follows provides a summary of award information.

Award Detail

State of Indiana Title IV (V2) 

Awarded by: Demo

Project Title:

Approved amount: \$130,000.00

Match type:

Performance period: 05/01/2023 -11/30/2023

- 3) The **Award Financial Overview** is not editable, and automatically updates when new amounts are submitted in **Financial Report Details**. When completed, a summary of the Award Total Spend to Date and the Award Remaining to Date will appear.

Award Financial Overview

This overview will update in real time as you complete your financial request. The data here reflects all submitted spending reports, even those still in the approval process.

Payments Received To Date	Advance	Reimbursement	Total Disbursed	Pending Disbursement
	\$ 0.00	\$ 0.00	\$ 0.00	\$ 0.00
<hr/>				
	Spend	Match	Spend + Match	
Award Total Spend to Date	\$ 0.00	\$ 0.00	\$ 0.00	
	0.00 %	0.00 %		
Award Remaining to Date	\$ 130,000.00	\$ 0.00	\$ 130,000.00	
Award Total Program Income	Received	Expended		
	\$ 0.00	\$ 0.00		

- 4) In the **Financial Report Details**, click the **Reporting Period*** text box to provide the start and end dates of the relevant reporting period. This field is required, as denoted by the red asterisk (*). Click the *Apply button* **Apply** when finished.

Reporting Period: *

07/24/2023 - 07/31/2023

📅 07/03/2023 📅 07/31/2023 **Apply** Cancel

Jul 2023							Aug 2023						
Su	Mo	Tu	We	Th	Fr	Sa	Su	Mo	Tu	We	Th	Fr	Sa
25	26	27	28	29	30	1	30	31	1	2	3	4	5
2	3	4	5	6	7	8	6	7	8	9	10	11	12
9	10	11	12	13	14	15	13	14	15	16	17	18	19
16	17	18	19	20	21	22	20	21	22	23	24	25	26
23	24	25	26	27	28	29	27	28	29	30	31	1	2
30	31	1	2	3	4	5	3	4	5	6	7	8	9

- 5) When the **Reporting Period** is entered, the following screen will prompt the Subrecipient to enter spend and match amounts. This field is required.
- Spend** is the amount of grant award funds spent.
 - Match** is the amount of match funds spent.

Reporting Period: *

07/03/2023 - 07/31/2023

Category	a) Spend	b) Match	Award Approved	Match Approved	Award Remaining	Match Remaining	Total Remaining
1. Personnel	\$ 20,000.00	\$ 0.00	\$ 100,000.00	\$ 0.00	\$ 80,000.00	\$ 0.00	\$ 80,000.00
2. Fringe Benefits	\$ 5,000.00	\$ 0.00	\$ 20,000.00	\$ 0.00	\$ 15,000.00	\$ 0.00	\$ 15,000.00
Report Total	Spend	Match	Total Award Approved	Total Match Approved	Total Award Remaining	Total Match Remaining	Total Remaining
	\$ 25,000.00	\$ 0.00	\$ 130,000.00	\$ 0.00	\$ 105,000.00	\$ 0.00	\$ 105,000.00
	100.00 %	0.00 %		0.00 %	0.00 %	0.00 %	0.00 %

- 6) The Subrecipient may only report categories that have been awarded. If a category is grayed out, the category was not awarded (refer to 3. *Travel* and 4. *Equipment* below) and can only be edited through a budget modification (amendment) from the Grantor Indiana State Agency. Please contact the Grantor Indiana State Agency if a budget modification is necessary.
- a. See [Step 6: Submitting a Grant Amendment](#) for more information.

Reporting Period: *

07/03/2023 - 07/31/2023

Category	Spend	Match	Award Approved	Match Approved	Award Remaining	Match Remaining	Total Remaining
1. Personnel	\$ 20,000.00	\$ 0.00	\$ 100,000.00	\$ 0.00	\$ 80,000.00	\$ 0.00	\$ 80,000.00
2. Fringe Benefits	\$ 5,000.00	\$ 0.00	\$ 20,000.00	\$ 0.00	\$ 15,000.00	\$ 0.00	\$ 15,000.00
3. Travel	\$ 0.00	\$ 0.00	\$ 0.00	\$ 0.00	\$ 0.00	\$ 0.00	\$ 0.00
4. Equipment	\$ 0.00	\$ 0.00	\$ 0.00	\$ 0.00	\$ 0.00	\$ 0.00	\$ 0.00
5. Supplies	\$ 0.00	\$ 0.00	\$ 10,000.00	\$ 0.00	\$ 10,000.00	\$ 0.00	\$ 10,000.00

- 7) The **Spend**, **Match**, and **Award Remaining** columns will automatically calculate the costs when the **Spend** and **Match** amounts are updated. Additionally, the **Report Totals** will automatically calculate the breakdown of the amounts and percentages of funds declared in the **Reporting Period**.

Reporting Period: *

07/03/2023 - 07/31/2023

Category	Spend	Match	Award Approved	Match Approved	Award Remaining	Match Remaining	Total Remaining
1. Personnel	\$ 20,000.00	\$ 0.00	\$ 100,000.00	\$ 0.00	\$ 80,000.00	\$ 0.00	\$ 80,000.00
2. Fringe Benefits	\$ 5,000.00	\$ 0.00	\$ 20,000.00	\$ 0.00	\$ 15,000.00	\$ 0.00	\$ 15,000.00
3. Travel	\$ 0.00	\$ 0.00	\$ 0.00	\$ 0.00	\$ 0.00	\$ 0.00	\$ 0.00
4. Equipment	\$ 0.00	\$ 0.00	\$ 0.00	\$ 0.00	\$ 0.00	\$ 0.00	\$ 0.00
5. Supplies	\$ 0.00	\$ 0.00	\$ 10,000.00	\$ 0.00	\$ 10,000.00	\$ 0.00	\$ 10,000.00
6. Contractual	\$ 0.00	\$ 0.00	\$ 0.00	\$ 0.00	\$ 0.00	\$ 0.00	\$ 0.00
7. Construction	\$ 0.00	\$ 0.00	\$ 0.00	\$ 0.00	\$ 0.00	\$ 0.00	\$ 0.00
8. Other	\$ 0.00	\$ 0.00	\$ 0.00	\$ 0.00	\$ 0.00	\$ 0.00	\$ 0.00
Report Total	Spend	Match	Total Award Approved	Total Match Approved	Total Award Remaining	Total Match Remaining	Total Remaining
	\$ 25,000.00	\$ 0.00	\$ 130,000.00	\$ 0.00	\$ 105,000.00	\$ 0.00	\$ 105,000.00
	100.00 %	0.00 %		0.00 %	0.00 %	0.00 %	0.00 %

- 8) If seeking reimbursement as part of the financial report, click the *Reimbursement Request* checkbox. The text box will automatically populate with the amount from the **Spend** column. If this amount is different, please change it to the correct amount requested for reimbursement. Amounts can be different due to programmatic reasons, such as prior reimbursements or forward payments.

Report Total	Spend	Match	Total Award Approved	Total Match Approved
	\$ 25,000.00	\$ 0.00	\$ 130,000.00	\$ 0.00
	100.00 %	0.00 %		0.00 %
Program Income	Received	Expended		
	\$ 0.00	\$ 0.00		

<input checked="" type="checkbox"/> Reimbursement Request*	
\$ 25,000.00	


- 9) At the bottom of the page, include any spending details and a brief description of the financial report in the required **Financial Report Narrative** text box.

Financial Report Narrative *

Please develop your narrative below including key metrics, spending details, and other pertinent details.


,
,
,
,
,
,
,
,
,
,
,

8000 characters remaining


- 10) Files may also be uploaded under the **Financial Report Files** tab by clicking the *Upload File* button . This is where Subrecipients can upload invoices and other supporting documentation.

Financial Report Files

Please upload any files necessary For your financial report. This may include financial transactions, receipts, program income, etc...




Show entries Search:

- 11) When all the information is entered, click .

File Name	File Size	Actions
No files are available for download		

Showing 0 to 0 of 0 entries

12) A warning page will appear notifying the Subrecipient that this report will be sent to the Grantor Indiana State Agency. Click the *OK button* .


Warning!

Are you sure you want to submit your activity report? This will send the contents of this form to the grantor for approval.

13) Under the **Award Detail** page, the Financial Report will now be recorded under **Award Activities**. The **Current Status** column will change depending on the Grantor Indiana State Agency’s actions.


- a. **Pending Approval:** The financial report has not been reviewed.
- b. **Rejected:** The financial report was rejected for reimbursement.
- c. **Approved/Awaiting Payment:** The financial report has been reviewed and payment is pending.
- d. **Approved/Paid:** The reimbursement is fully completed.
- e. **Approved:** The financial report has been reviewed and fully processed. No reimbursement or payment was requested.
- f. **Changes Requested:** The financial report has been reviewed and it has been returned to the Subrecipient for changes or edits.

Award Activities 

Show entries Search:

Report	Reporting Period	Created By	Date Submitted	Current Status	Actions
Financial Report	07/03/2023 – 07/31/2023	Alec Eulano	07/25/2023	Pending Approval	View Report
Activity Report	06/02/2023 – 06/09/2023	Alec Eulano	07/25/2023	Pending Approval	View Report

Showing 1 to 2 of 2 entries Previous Next



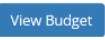


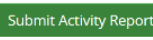
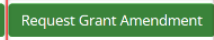

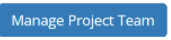
Step 6: Submitting a Grant Amendment


The award’s programmatic, and/or financial, details can be amended by submitting a request through the eCivis Grants Portal. Only one amendment can be submitted at a time.


1) From the **Award Dashboard**, click the *Request Grant Amendment button*



Award Dashboard

Award Detail       

Subrecipient: Northeastern School District Application **Program:** State of Indiana Title IV (V2)
Project: Northeastern School District Application **Award ID:** DOE-FY23-00006
Award Status: Awarded
Approval Date: 07/25/2023
Approved amount: \$130,000.00 
Total Federal Award: \$130,000.00
Total Match: \$0.00
Performance period: 05/01/2023 - 11/30/2023

- 2) The next screen will display the following pre-populated information under the **Award Details** page. In rare cases, these fields may need to be adjusted. **Do not edit these fields unless instructed to do so.** Click the *Continue button*  to move forward with the amendment request.
- Organization Name
 - Project Name
 - EIN (Employer Identification Number)
 - Performance Period End

Grant Amendment


AWARD DETAILS FINANCIAL INFORMATION ATTACH FILES




Please edit the appropriate information below.

Organization Name:*

Project Name:*

EIN: (12-1234567)

Performance Period End:* 


  





- 3) In the **Financial Information** page, if the amendment requires a financial change, click the *This amendment includes a financial change* checkbox.

Grant Amendment

AWARD DETAILS FINANCIAL INFORMATION FINALIZE GOALS ATTACH FILES

This amendment includes a financial change

- 4) When the box is checked, an additional screen will appear containing the grant award budget. The budget line items can be adjusted here. If the Grant Amendment does not include a financial change, the Subrecipient will click the *Continue button* .




- If there is a financial report pending approval by the Grantor Indiana State Agency, a Subrecipient **cannot submit a Grant Amendment with a financial change.** As shown in the screenshot below, a Note will appear, and the Subrecipient will be unable to click the checkbox labeled “*This amendment includes a financial change*”.

Grant Amendment

AWARD DETAILS FINANCIAL INFORMATION ATTACH FILES

This amendment includes a financial change

Note: A grant amendment with a financial change cannot be created at this time due to a pending financial report.

- b. The process for amending each budget item is the same process as creating a budget during application.


1. Personnel

		<u>Ext Cost</u>	<u>Direct Cost</u>	<u>Ind Cost</u>	<u>Cost Share</u>
Personnel Totals:		\$105,000.00	\$105,000.00	\$0.00	\$0.00

Title	Description	Units	Unit Cost	Extended Cost	Cost	GL Code	Item Type
Personnel	Personnel	1.00	\$100,000.00	\$100,000.00	\$100,000.00		Direct Cost
Personnel	Amendment	1.00	\$5,000.00	\$5,000.00	\$5,000.00		Direct Cost

[Add Row](#)


ONLY FOR GRANT AMENDMENTS WITH A FINANCIAL CHANGE

- 5) To move funds between any budget categories, click the appropriate **Budget Category** where the funds will be moved to/from, and add/delete rows from each budget category as needed. This same process is used for reallocating funds from one approved category to another. Click the *Save Changes* button  when finished.

		<u>Ext Cost</u>	<u>Direct Cost</u>	<u>Ind Cost</u>	<u>Cost Share</u>
Personnel Totals:		\$90,000.00	\$90,000.00	\$0.00	\$0.00

Title	Description	Units	Unit Cost	Extended Cost	Cost	GL Code	Item Type
Personnel	Personnel	1.00	\$90,000.00	\$90,000.00	\$90,000.00		Direct Cost

[Add Row](#)






2. Fringe Benefits

		<u>Ext Cost</u>	<u>Direct Cost</u>	<u>Ind Cost</u>	<u>Cost Share</u>
Fringe Benefits Totals:		\$30,000.00	\$30,000.00	\$0.00	\$0.00

Title	Description	Units	Unit Cost	Extended Cost	Cost	GL Code	Item Type
Fringe Benefits	Fringe Benefits	1.00	\$30,000.00	\$30,000.00	\$30,000.00		Direct Cost

[Add Row](#)




6) When the funds are finalized, a budget narrative of the amendment request is required and can be provided in the **Budget Narrative** text box. The Subrecipient will detail the changes to the budget in this text box. Click the *Save Changes*  and *Save Narrative* buttons  to save the text narrative.



a. The narrative can be exported as a PDF by clicking the *Adobe document icon* .

Budget Narrative


Enter your budget narrative below.





New Budget Narrative.





 

7979 characters remaining


7) Once the **Financial Information** is fully entered, click the *Continue button* .

7979 characters remaining

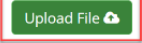
FOR ALL GRANT AMENDMENTS

8) The last page is the **Attach Files** page. The Subrecipient can upload files regarding the Grant Amendment by clicking the *Upload File button* .

Grant Amendment

AWARD DETAILS FINANCIAL INFORMATION ATTACH FILES



Please upload any files necessary to include with your grant amendment. These documents will be added to your original award package. It is highly recommended that you include a narrative explaining your grant amendment request.



Amendment Files

Show 10 entries Search:

File Name	File Size	Actions
No files have been uploaded		

Showing 0 to 0 of 0 entries  

- 9) The **Amendment Narrative*** is a required field for the Subrecipient to provide the Grant Amendment request's purpose along with details supporting their request. If a programmatic Grant Amendment is required, the Subrecipient may complete the relevant information and upload the appropriate files.

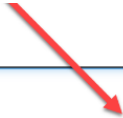
When all fields are completed, click the *Submit Amendment button* .

Amendment Narrative:*

You can include a narrative below with any extra information about the amendment.

Explanation for Amendment

7973 characters remaining



- 10) An additional window will appear. This text box is an opportunity to send an optional note to the approver. Click the *Save button*  to submit the amendment.

Submit Amendment ✕

Are you sure you are ready to submit this amendment? Please ensure you have all necessary budget and documentation completed before sending this amendment for grantor approval. You may enter an optional note to the approver:

5000 characters remaining.

- 11) The Grant Amendment will now appear as “*Pending Approval*” on the **Award Dashboard** under the **Award Amendments** section.


Award Amendments

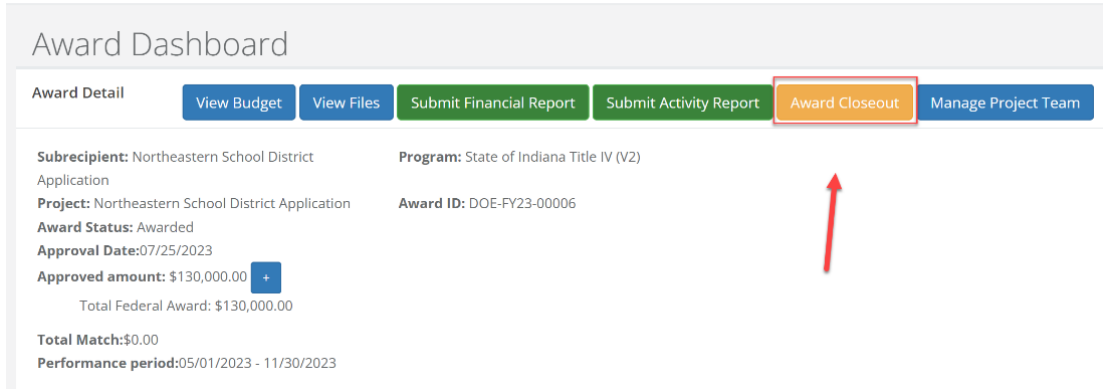
Show entries Search:

Created Date	Status	Amendment Type	Actions
07/25/2023	Approved	Subrecipient Amendment	View Amendment
07/25/2023	Pending Approval	Subrecipient Amendment	View Amendment

Showing 1 to 2 of 2 entries Previous 1 Next

Step 7: Award Closeout

- 1) From the **Award Dashboard**, click the **Award Closeout button** .



Award Dashboard

Award Detail [View Budget](#) [View Files](#) [Submit Financial Report](#) [Submit Activity Report](#) **Award Closeout** [Manage Project Team](#)

Subrecipient: Northeastern School District **Program:** State of Indiana Title IV (V2)
Application
Project: Northeastern School District Application **Award ID:** DOE-FY23-00006
Award Status: Awarded
Approval Date: 07/25/2023
Approved amount: \$130,000.00 [+](#)
Total Federal Award: \$130,000.00
Total Match: \$0.00
Performance period: 05/01/2023 - 11/30/2023

- 2) The following warning message will appear. Click the **OK button**  to proceed.

Warning!

Are you sure you want to close this grant program? If you continue the following will occur:

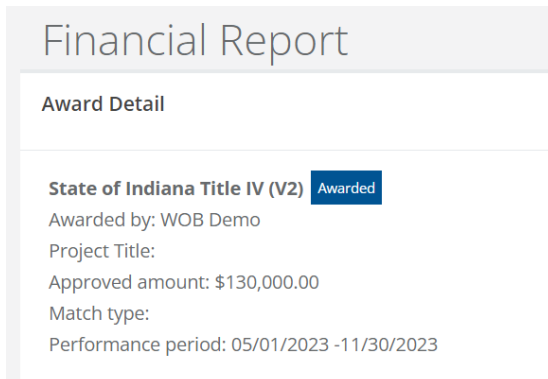
- You cannot submit additional project tasks or financial reports
- You cannot complete pending tasks.
- Any reports that are "Pending Approval" will be automatically rejected when the grantor approves this final financial report.
- Any unspent funds will be deobligated and returned to the grantor

If you proceed, this next process will allow you to submit your final financial report.

Cancel

OK

- 3) The **Award Closeout** screen will display the following information:
- a. **Award Detail:** This section displays an overview of the award being closed out.



Financial Report

Award Detail

State of Indiana Title IV (V2) [Awarded](#)
Awarded by: WOB Demo
Project Title:
Approved amount: \$130,000.00
Match type:
Performance period: 05/01/2023 -11/30/2023

- b. **Award Financial Overview:** This section displays financial information about the award and will update as the final financial report is completed.

Award Financial Overview ^

This overview will update in real time as you complete your financial request. The data here reflects all submitted spending reports, even those still in the approval process.

Payments Received To Date	Advance	Reimbursement	Total Disbursed	Pending Disbursement
\$ 0.00	\$ 0.00	\$ 0.00	\$ 0.00	\$ 25,000.00

	Spend	Match	Spend + Match
Award Total Spend to Date	\$ 25,000.00	\$ 0.00	\$ 25,000.00
	100.00 %	0.00 %	
Award Remaining to Date	\$ 105,000.00	\$ 0.00	\$ 105,000.00

Award Total Program Income	Received	Expended
\$ 0.00	\$ 0.00	\$ 0.00

- c. **Financial Report Details:** This section allows the final financial report to be filed. The process to file this report is identical to [Step 5: Submitting Financial Reports](#) including seeking final reimbursement for the final financial report by clicking the *Reimbursement Request* checkbox.

Warning: This is your final financial report. Please be sure you have completed all necessary project tasks and financial reports prior to submitting this report. Any reports that are Pending Approval will be automatically rejected when the grantor accepts this report. Any unspent funding will be unavailable to request for reimbursement after this report has been submitted.

Reporting Period: *

Category	Spend	Match	Award Approved	Match Approved	Award Remaining	Match Remaining	Total Remaining
1. Personnel	\$ 0.00	\$ 0.00	\$ 90,000.00	\$ 0.00	\$ 70,000.00	\$ 0.00	\$ 70,000.00
2. Fringe Benefits	\$ 0.00	\$ 0.00	\$ 30,000.00	\$ 0.00	\$ 25,000.00	\$ 0.00	\$ 25,000.00
3. Travel	\$ 0.00	\$ 0.00	\$ 0.00	\$ 0.00	\$ 0.00	\$ 0.00	\$ 0.00
4. Equipment	\$ 0.00	\$ 0.00	\$ 0.00	\$ 0.00	\$ 0.00	\$ 0.00	\$ 0.00
5. Supplies	\$ 0.00	\$ 0.00	\$ 10,000.00	\$ 0.00	\$ 10,000.00	\$ 0.00	\$ 10,000.00
6. Contractual	\$ 0.00	\$ 0.00	\$ 0.00	\$ 0.00	\$ 0.00	\$ 0.00	\$ 0.00
7. Construction	\$ 0.00	\$ 0.00	\$ 0.00	\$ 0.00	\$ 0.00	\$ 0.00	\$ 0.00
8. Other	\$ 0.00	\$ 0.00	\$ 0.00	\$ 0.00	\$ 0.00	\$ 0.00	\$ 0.00
Report Total	Spend	Match	Total Award Approved	Total Match Approved	Total Award Remaining	Total Match Remaining	Total Remaining
	\$ 0.00	\$ 0.00	\$ 130,000.00	\$ 0.00	\$ 105,000.00	\$ 0.00	\$ 105,000.00
	0.00 %	0.00 %		0.00 %	0.00 %	0.00 %	0.00 %
Program Income	Received	Expended					
	\$ 0.00	\$ 0.00					

Reimbursement Request


d. **Financial Report Narrative***: This section allows for a narrative at closeout.

Financial Report Narrative *

Please develop your narrative below including key metrics, spending details, and other pertinent details.


</> H1 H2 H3 **B** *I* U [List Icons] [Link Icon]

8000 characters remaining


e. **Financial Report Files**: This section allows for files to be uploaded for closeout. Final program files can be uploaded by clicking the *Upload File button* .

Financial Report Files

Please upload any files necessary For your financial report. This may include financial transactions, receipts, program income, etc...




Show 10 entries

4) Once the above sections are completed. Click the *Submit Report button* .


File Name	File Size	Actions
No files are available for download		

Showing 0 to 0 of 0 entries

Previous Next




Save & Close **Submit Report** Cancel

5) A warning screen will appear. Depending on the details of the closeout, the warning screen will display unspent funds. Click the *Ok button*  to start the closeout process.

Warning!

Are you sure you want to submit your financial report? This will send the contents of this form to the grantor for approval.

You have marked this as your final report. This will begin the closeout process. Any reports that are "pending approval" will be automatically rejected when the grantor approves this final financial report. There is an award remaining of \$90,000.00. Since this is your final closeout report, you will be unable to utilize the remaining funding.

Cancel 

6) The **Award Dashboard** will now show that the award has begun the closeout process.

Award Dashboard

Award Detail [View Budget](#) [View Files](#)

Subrecipient: Northeastern School District Application	Program: State of Indiana Title IV (V2)
Project: Northeastern School District Application	Award ID: DOE-FY23-00006
Award Status: Closeout	
Approval Date: 07/25/2023	
Approved amount: \$130,000.00 +	
Total Federal Award: \$130,000.00	
Total Match: \$0.00	
Performance period: 05/01/2023 - 11/30/2023	

This award has begun closeout. During this time you may not complete further tasks or reporting. Your grantor is currently reviewing your final report. Please contact them directly if you have any questions during this process.

Conclusion

This user guide detailed the process for Subrecipient award management and to submit required reports. For additional programmatic questions, please reach out to the Grantor Indiana State Agency.

Appendix A – eCivis Report and Award Descriptions

Grant awards, financial and activity reports, and grant amendments will have various status titles that explain their progression in the system. The table below explains each status title.

Function	Status Title	Description
Activity & Financial Reports	Pending Approval	The report has not been reviewed by the Grantor Indiana State Agency.
	Returned	The report has been returned by the Grantor Indiana State Agency for the Subrecipient to resubmit with modifications.
	Rejected	The report was rejected for reimbursement.
	Changes Requested	The report was returned to the Subrecipient for edits/changes.
	Draft	The report has been started by the Subrecipient but has not been submitted to the Grantor Indiana State Agency.
Activity Report	Approved	The activity report has been approved.
Financial Reports	Approved/Awaiting Payment	The financial report has been approved and the payment information is pending.
	Approved/Paid	The financial report has been approved, payment information has been entered, and the report is fully complete.
	Paid	The financial report has been approved. No payment is requested and therefore is fully complete.
Grant Amendment	Pending Approval	The grant amendment has not been reviewed by the Grantor Indiana State Agency.
	Approved	The grant amendment has been fully approved and implemented in eCivis Grants Network/Portal.
	Rejected	The grant amendment has been rejected by the Grantor Indiana State Agency.
Grant Award	Pending Direct Award	The Applicant has accepted the direct award invitation. The Grantor Indiana State Agency needs to create and send an award recommendation package.
	Pending Acceptance	The application has been chosen for award. The Applicant must accept or deny the award in eCivis Grants Portal.
	Pending Final Approval	The Applicant has accepted the awarded and is waiting for the Grantor Indiana State Agency to finalize and approve it.
	Awarded	The Subrecipient has accepted the award. The award can now be managed in the eCivis Grants Portal.
	Under Review	The Grantor Indiana State Agency has not completed their review of the grant application.
	Closed	The Subrecipient Project has been closed.