



Regional Service Council Minutes Region # 18

Meeting Date: 01/21/2022

Meeting Location: Microsoft Teams

Council Members Present

Rachel Ballard Mil, Floyd Co FCM
Mark Barry, Washington Co Director
Caitlin Busick, Scott Co Supervisor
Judge Vicki Carmichael/Paul Lenfert, Proxy for Clark Co. Judge
Catherine "Catie" Dorgay, Harrison County FCM
Brad Fortner, Regional Manager
Rick Hurst, Clark Co Supervisor
Tawana Jackson, Harrison Co Director
Kelly Shellhamer, Scott County CASA
Aaron Tedrow, Scott Co Supervisor
Michelle Voyles, Floyd County Foster Parent

Council Members Absent

Myra Albertson, Washington County Probation

Others in attendance

MariBeth Adams-Wolf, Our Place
Niquita Albright, Lifeline
Sarah Ash, Childplace
Ashley Braswell, Clark County Youth Shelter
Debbie Dailey, Regional Finance Manager (DCS)
Shannon J. Emmett, Recording Secretary (DCS)
Shannon Faulkner, IUMCH
Family Time (Guest)
Karen Feldmanis, Home of The Innocents
Timon Givan-Coots, National Youth Advocate Program
Kristy Glotzbach, Regional Youth Services
Meara Grannan, Lifespring Health Systems
Amanda Green, LifeSpring Health Systems
Lisa Jacobs, Community Care
Trish Kite-Hannon, New Hope Services
Dana Lemon, ACP
Robin Montgomery, Floyd County Health Department

Andrea Nay, Child Services Engage Specialist (DCS)
Jason Nelson, Regional Services Coordinator (DCS)
Milena Olivas, Family Time
Heather Richard, Blue River Services
Amy Rutherford, Scott Co Director (DCS)
Paris Scott, Ireland Home Based Services-Community Partners
Norm Smith, Wernle
Shannon Smith, George Junior Republic
Liz Stauth, Anthem
Danielle Stansfield, Ireland Home Based Services-Community Partners
Gunner Styles, Youth Villages
Theresa Thompson, Family Children Place
Dedra Watkins, Youth Villages
Brittany Webster, Floyd Co Division Manager (DCS)
Bill Zenor, PCS Counseling

Meeting Minutes

Meeting Called to Order by Brad Fortner, Region 18 Manager

- I. **Welcome, Introduction and Approval of Minutes** Brad Fortner welcomed everyone to the meeting and introduced the council members. Mark Barry made a motion, seconded by Paul Lenfert, to approve the minutes as read from the October 15, 2021, meeting. All were in favor, motion carried.
- II. **Budget Report** Debbie Dailey, Regional Finance Manager, gave an update on the budget through December 2021. The target spend was 51.01% and the region ended at 56.28%. There was a decrease in children served by 12% compared to December 2020. In December 2020 the region served 1,110 children whereas in December 2021 only 978 children were served. Of those children, 34% were in an Informal Adjustment or In-Home CHINS and 61% were in a less restrictive placement (Informal Adjustment, In Home CHINS, or relative placement). There were 642 children in Out of Home placements, with approximately 41% placed in relative care, 50% in foster care and 7% in residential placement. In December 2020 there were 62 children in residential compared to 45 by December 2021. The region is continuing to make efforts to step down children to less restrictive placements. The region is projected to be over target based on the current spend through the second quarter of this fiscal year. However, compared to YTD comps from the last two quarters of the previous fiscal year there has been a decrease in expenditures by 7%.
- III. **Programs and Services** Jason Nelson, Regional Services Coordinator gave an update on the upcoming RFP for Family Reunification Services. This RFP is currently on hold indefinitely while they work with perspective agencies to finalize per diem rates and what the services will cover or not cover. At the recent bi-monthly call service providers offered feedback on Family Preservation Services asking DCS to make sure lines of communication were clear when it came to changes such as case closures or removals. Jason and his team have been working with DCS management to remind staff to communicate with providers about changes either prior to or by the day of the change. The goal is to prevent situations where a case closure or removal has occurred, but the provider is not made aware and continues to provide services. DCS then must make non-contracted referrals to reimburse for those services.
- IV. **Approval of Biennial Regional Strategic Services Plan (BRSSP)** Jason Nelson shared a copy of the FY 2023-2024 BRSSP action plan for council members and attendees to review. The action plan was broken into three categories: Prevention Services, Family Preservation Services, and Foster Parent Recruitment/Retention. Kelly Shellhamer made a motion to approve. The motion carried with 8 votes in favor, no votes against, and 2 abstentions.
- V. **Community Partners** Danielle Stansfield, Ireland Home Based Services, presented the community partners report (see attached). Reports included: breakdown of the number of referrals for each county referral source and service type, and a finance report on expenditures. Year to date from July through December 2021 they have received 259 referrals to the program. Of those referrals, 92 were from Clark, 102 from Floyd, 15 from Harrison, 28 from Scott and 22 from Washington. They currently have 54 open level referrals for community partners program. At the end of November, they had utilized 34% of their budget with the target spend being 41%. They expect to remain on target once December's budget report is ready. Danielle stated they plan on advertising more in communities where there have been fewer referrals. Schools are sending a lot of referrals in but there are other external agencies they plan to focus on this quarter. Paris Scott shared a community partner's success story with those present.


The following community partner gave a presentation to the council regarding their programs and services:

Karen Feldmanis, Home of The Innocents

Meeting Minutes

- VII. Adjourn** Kelly Shellhamer made a motion to adjourn, seconded by Paul Lenfert, all were in favor and meeting was adjourned at 10:54 a.m.

Shannon J Emmett, Recording Secretary



**Ireland Home Based Services
Community Partner for Child Safety
January 1, 2022**

As of January 1, 2022, a total of 142 referrals had been received since October 1, 2021. A home-based caseworker (HBCW) was assigned to 142 cases, a home-based therapist (HBT) was assigned to 0 cases.

There are 54 levels currently being serviced through Community Partners for Child Safety to assist 54 families.

Region 18 received a total of 43 referrals during the month of October. Of these referrals, 18 cases came from Clark County, 16 from Floyd County, 2 from Harrison County, 7 from Scott County, and 3 from Washington County.

Region 18 received a total of 58 referrals during the month of November. Of these referrals, 20 cases came from Clark County, 26 from Floyd County, 3 from Harrison County, 5 from Scott County, and 4 from Washington County.

Region 18 received a total of 41 referrals during the month of December. Of these referrals, 16 cases came from Clark County, 16 from Floyd County, 2 from Harrison County, 4 from Scott County, and 3 from Washington County.

October 2021

County	Referrals	Referral Source
Clark	18	DCS (5) Other (4) School (2) Self (7)
Floyd	13	DCS (9) School (1) Self (3)
Harrison	2	DCS (1) Self (1)
Scott	7	DCS (3) Other (1) School (1) Self (2)
Washington	3	DCS (2) Self (1)
Total	43	

November 2021

County	Referrals	Referral Source
Clark	20	DCS (9) Other (4) School (2) Self (5)
Floyd	26	DCS (15) Other (1) School (6) Self (3)
Harrison	3	DCS (3)
Scott	5	DCS (4) Self (1)
Washington	4	DCS (2) Self (1) School (1)
Total	58	

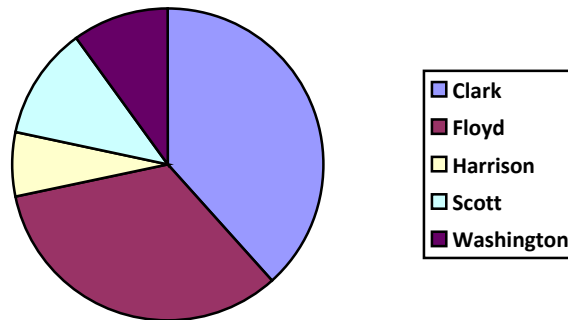
December 2021

County	Referrals	Referral Source
Clark	16	DCS (6) Other (3) School (3) Self (3)
Floyd	16	DCS (13) School (1) Self (1)
Harrison	2	DCS (2)
Scott	4	DCS (2) School (1) Self (1)
Washington	3	DCS (1) School (2)
Total	41	

Current Open Referrals

County	Referrals	Percentages (%)	Service Level
Clark	23	43%	HBCW (23)
Floyd	20	37%	HBCW (20)
Harrison	4	7%	HBCW (4)
Scott	7	13%	HBCW (7)
Washington	0		
Total	54	100%	

Current Open Referrals



Recent Success Story:

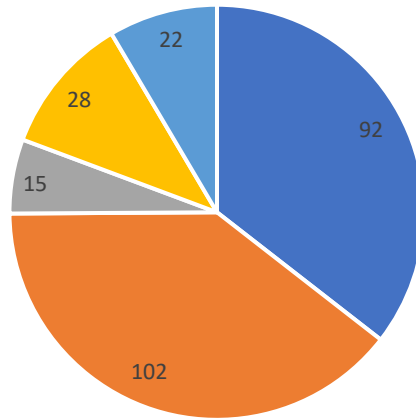
This family was referred to services by DCS. The family consisted of a grandmother who had guardianship of her 4-year-old grandchildren. The client's husband had recently passed away, prior to services starting. The children were very active and one had a diagnosis of ADHD. There were safety concerns present as the children often unbuckled themselves in the car during transport. Grandmother reported feeling overwhelmed and not knowing how to handle the children. Grandma reported not having energy and felt depressed and hopeless after her husband's death. IHBS educated Grandma on 1 2 3 Magic and helped model how to use 1 2 3 Magic on different situations. IHBS began to notice Grandma's mood had improved and Grandma had more confidence in raising the children and getting tasks accomplished. IHBS was able to connect Grandma to grief therapy classes. IHBS assisted Grandam with organizing the home and helped her go through her husband's belongings. IHBS connected the family to community resources to assist with some needed home repairs. The grandmother reported feeling more comfortable with caring for the children. Upon closing, IHBS observed Grandma still utilizing 1 2 3 Magic and Grandma was still attending grief therapy classes.



Referrals Received 2021 – 2022

	July	August	September	October	November	December	January	February	March	April	May	June	Total
Clark	10	14	14	18	20	16							92
Floyd	16	13	18	13	26	16							102
Harrison	1	2	5	2	3	2							15
Scott	3	3	6	7	5	4							28
Washington	2	4	6	3	4	3							22
Total:	32	36	49	43	58	41							259
Fiscal Year 2019-2020	44	56	47	55	40	37	35	52	52	33	41	33	525
Fiscal Year 2020-2021	39	39	43	59	49	41	38	73	57	47	52	47	584

Referrals Received



■ Clark ■ Floyd ■ Harrison ■ Scott ■ Washington

Clark

	July	August	September	October	November	December	January	February	March	April	May	June	Total
Brighter Future Solutions	0	0	0	1	0	0							1
Charlestown Elementary	0	0	0	0	1	0							1
Clark Co Probation	2	1	1	3	3	1							11
DCS	6	9	7	5	9	7							43
East Washington Elementary	0	0	0	0	0	1							1
Floyd Knobs Elementary	0	0	0	0	1	0							1
Greene Valley Elementary School	0	0	1	0	0	0							1
Head Start	0	1	0	0	0	0							1
Life Springs	0	0	0	0	0	1							1
Louisville Pediatric Hospital	0	0	0	0	1	0							1
River Valley Middle School	0	1	1	0	0	1							3
Self	2	2	4	7	5	3							23
Silver Creek Elementary	0	0	0	2	0	1							3
Wrap Around	0	0	0	0	0	1							1
Total	10	14	14	18	20	16							92

Sources of self-referrals:

	July	August	September	October	November	December	January	February	March	April	May	June	Total
DCS	1	0	0	1	1	0							3
Family/ Friend	0	1	1	1	0	0							3
IHBS staff	0	0	0	2	0	0							2
Juvenile Probation	0	0	2	0	0	0							2
Life Springs	0	0	0	1	0	0							1
Previous Client	0	1	1	2	4	1							9
Still Water Therapy	0	0	0	0	0	1							1
Wellstone	1	0	0	0	0	0							1
Wrap Around	0	0	0	0	0	1							1
Total	2	2	4	7	5	3							23

Floyd

	July	August	September	October	November	December	January	February	March	April	May	June	Total
Choices LRC	0	1	0	0	1	0							2
Community Montessori	0	0	0	0	1	0							1
DCS	14	10	14	9	15	13							75
Floyd Co Schools	0	0	1	1	0	0							2
Green Valley Elementary	0	0	0	0	1	0							1
Head Start	0	0	1	0	0	0							1
New Albany High School	0	0	0	0	0	1							1
River Valley Resources	0	0	0	0	1	0							1
S Ellen Jones Elementary	0	0	0	0	2	0							2
Self	2	2	2	3	3	2							14
Slate Run Elementary	0	0	0	0	2	0							2
Total	16	13	18	13	26	16							102

Sources of self-referral:

	July	August	September	October	November	December	January	February	March	April	May	June	Total
Family/ Friend	0	1	0	0	0	0							1
Floyd Co Police	0	0	0	1	0	0							1
Floyd Co Schools	1	0	0	0	0	1							2
Homeless Coalition	0	0	1	0	0	0							1
IHBS	0	1	1	0	0	0							2
Internet search	0	0	0	0	1	0							1
Life Springs	0	0	0	1	0	0							1
Parkview Baptist Church	0	0	0	1	0	0							1
Previous Client	0	0	0	0	1	0							1
St. Elizabeth Catholic Charities	1	0	0	0	0	0							1
Trustee's office	0	0	0	0	1	0							1
Unknown	0	0	0	0	0	1							1
Total	2	2	2	3	3	2							14

Harrison

	July	August	September	October	November	December	January	February	March	April	May	June	Total
DCS	1	2	3	1	3	2							12
Head Start	0	0	1	0	0	0							1
Self	0	0	1	1	0	0							2
Total	1	2	5	2	3	2							15

Sources of self-referrals:

	July	August	September	October	November	December	January	February	March	April	May	June	Total
DCS	0	0	0	1	0	0							1
Facebook	0	0	1	0	0	0							1
Total	0	0	1	1	0	0							2

Scott

	July	August	September	October	November	December	January	February	March	April	May	June	Total
DCS	3	3	5	3	4	2							20
IU Health	0	0	0	1	0	0							1
Self	0	0	1	2	1	1							5
Vienna Finley Elementary	0	0	0	1	0	1							2
Total	3	3	6	7	5	4							28

Sources of self-referrals:

	July	August	September	October	November	December	January	February	March	April	May	June	Total
Church	0	0	0	1	0	0							1
Police Dept.	0	0	0	1	0	0							1
Previous Client	0	0	1	0	1	0							2
Still Water Therapy	0	0	0	0	0	1							1
Total	0	0	1	2	1	1							5

Washington

	July	August	September	October	November	December	January	February	March	April	May	June	Total
Bradie Shrum Elementary	0	2	0	0	0	0							2
DCS	2	1	4	2	2	1							12
East Washington Middle	0	0	0	0	1	2							3
Self	0	1	2	1	1	0							5
Total	2	4	6	3	4	3							22

Sources of self-referrals:

	July	August	September	October	November	December	January	February	March	April	May	June	Total
Family/Friend	0	0	0	1	0	0							1
Healthy Families	0	1	0	0	0	0							1
Previous Client	0	0	1	0	1	0							2
Washington County Probation	0	0	1	0	0	0							1
Total	0	1	2	1	1	0							5

Ireland Home Based Services, LLC
Community Partners for Child Safety - Region 18
Total Budget: \$591,124.77

Month	Service Delivery	Flex Funds	Total	Budget Remaining	% of budget used	Target %
July '21	\$ 41,841.77	\$0.00	\$ 41,841.77	\$48,843.07	7%	8%
August '21	\$ 36,403.11	\$415.20	\$36,818.31	\$50,777.98	13%	17%
September '21	\$38,121.38	\$493.65	\$38,615.03	\$52,649.96	19%	25%
October '21	\$43,495.18	\$851.10	\$44,346.28	\$53,907.91	27.3%	33%
November '21	\$42,149.92	\$986.69	\$43,136.61	\$55,195.25	34%	42%
December '21						50%
January '22						58%
February '22						66%
March '22						74%
April '22						83%
May '22						91%
June '22						100%
TOTAL	\$ 202,011.36	\$2,746.64	\$204,758.00	\$386,366.77		

Summary of Service Delivery by County

Month	Clark	Floyd	Harrison	Scott	Washington	Total
July	\$12,803.58	\$20,025.47	\$631.82	\$6,113.08	\$2,267.82	\$41,841.77
August	\$9,650.46	\$19,333.70	\$618.85	\$5,373.10	\$1,427.00	\$36,403.11
September	\$14,772.03	\$12,034.92	\$2,942.98	\$3,461.42	\$4,910.03	\$38,121.38
October	\$15,927.93	\$14,379.51	\$2,957.67	\$6,350.30	\$3,879.77	\$43,495.18
November	\$19,064.41	\$12,910.52	\$2,621.73	\$5,542.71	\$2,010.55	\$42,149.92
December						
January						
February						
March						
April						
May						
June						
TOTAL	\$72,218.41	\$78,684.12	\$9,773.05	\$26,840.61	\$14,495.17	\$202,011.36

Summary of Flex Funds by County

Month	Clark	Floyd	Harrison	Scott	Washington	Total
July	\$0.00	\$0.00	\$0.00	\$0.00	\$0.00	\$0.00
August	\$174.41	\$240.79	\$0.00	\$0.00	\$0.00	\$415.20
September	\$35.00	\$158.65	\$0.00	\$0.00	\$300.00	\$493.65
October	\$100.00	\$376.44	\$0.00	\$0.00	\$374.66	\$851.10
November	\$156.00	\$280.69	\$0.00	\$550.00	\$0.00	\$986.69
December						
January						
February						
March						
April						
May						
June						
TOTAL	\$465.41	\$1,056.57	\$0.00	\$0.00	\$674.66	\$2,746.64