



# Regional Service Council Minutes Region # 18

**Meeting Date: 01/20/2023**

**Meeting Location: Microsoft Teams**

## **Council Members Present**

Myra Albertson, Washington County Probation  
Mark Barry, Washington Co Director (DCS)  
Caitlin Busick, Clark Co Director  
Brad Fortner, Regional Manager  
Tawana Jackson, Harrison Co Director  
Judge Vicki Carmichael/Paul Lenfert, Proxy for Clark Co. Judge  
Kelly Shelhamer, Scott County CASA

## **Council Members Absent**

Rachel Ballard-Mil, Harrison County FCM  
Rick Hurst, Clark Co Supervisor

## **Others in attendance**

Daidjina A, PF  
Sarah Ash, Childplace  
Ashley Braswell, Clark County Youth Shelter  
Paul Brundage, Family & Children's Place  
Debbie Dailey, Regional Finance Manager (DCS)  
Doug Drake, Personal Counseling Services  
Shannon J. Emmett, Recording Secretary (DCS)  
Whitney Esarey, Regional Youth Services  
Karen Feldmanis, Home of The Innocents  
Timon Givan-Coots, National Youth Advocate Program  
Amanda Green, LifeSpring Health Systems  
Leah Griffin, The Refuge for Children, Inc.  
Kati Guernsey, Centerstone  
Jennie Hiland, Cornerstone Support Services  
Becky League, Family & Children's Place  
Jerry Leonard, Youth Link Southern Indiana  
Amber Millay, Centerstone

Jason Nelson, Regional Services Coordinator (DCS)  
Milena Olivas, Family Time  
Ashley Pike, Valle Vista Health System  
Heather Richard, Blue River Services  
Amy Rutherford, Scott Co Director (DCS)  
Paris Scott, Ireland Home Based Services-Community Partners  
Stephanie Severn, Centerstone  
Karen Sommer, Ireland Home Based Services-Community Partners  
Danielle Stansfield, Ireland Home Based Services-Community Partners  
Liz Stauth, Anthem  
Gunnar Styles, Youth Villages  
John Taylor, Family & Children's Place  
Theresa Thompson, Family & Children's Place  
Dedra Watkins, Youth Villages

## Meeting Minutes

Meeting Called to Order by Brad Fortner, Regional Manager.

- I. **Welcome, Introduction and Approval of Minutes** Brad Fortner, Regional Manager, welcomed everyone to the meeting and introduced the council members. Mark Barry made a motion, seconded by Kelly Shelhamer to approve the minutes as read from the October 2022 meeting. All were in favor, motion carried.
- II. **Budget Report** Debbie Dailey, Regional Finance Manager, gave an update on the SFY 23 budget through December 2022. The region saw a 6.5% decrease in average number of children served when comparing the 1<sup>st</sup> two quarters of 2022 to the 2<sup>nd</sup> two quarters. At the end of December, 64% children in were in an Informal Adjustment, In Home CHINS, or a relative home. Of the Out of Home CHINS, 42% were in a relative home, 48% in a foster home, 8% in residential, and 2% in other placements (typically out of state). The target through July -December 2022 was 50.21% and the region spent 48.99%. Projected to spend 98% of budget by end of fiscal year. The average spend compared to the first 6 months of the 2022 calendar year we decreased by 1.75%. As caseloads decrease, expenditures decrease.
- III. **Programs and Services** Jason Nelson, Regional Services Coordinator, shared that practice indicators on DCS website for R18 CHINS cases were down from 840 to 700 as of November 2022. Out of that decrease, OH CHINS specifically were down to 540 from 670. Similar decreases are being seen state-wide. The region's percentage of IH cases has increased a bit. We are spending a little bit more on IH cases, but they are open less amount of time. IH CHINS allow children to stay with their families which decreases amount of trauma children experience meaning less intervention, and better outcomes. Currently at 94 Family Preservation cases as of this morning. Family Preservation began in the 120s back in 2021 and has been steadily declining and staying around high 80s-90s.

The Milliman Group is wrapping up their evaluation on community-based service rates. Jason is not allowed to share any details of results yet but feels providers will be pleasantly surprised. Jason feels the credit goes to providers who completed the survey from Milliman Group about rates and cost of providing services.

Brad shared that DCS releases monthly statistics and provide information on where children are placed, and how many In Home and Out of Home cases we have. The link is: <https://www.in.gov/dcs/reports-and-statistics/practice-indicator-reports/>

- IV. **Community Partners** Danielle Stansfield, Ireland Home Based Services (IHBS), presented the community partners report (see attached). Reports included: breakdown of the number of referrals for each county referral source and service type, and a finance report on expenditures. Danielle shared their target spend through November 2022 was 42% and they used 48% of budget. She does not have any concerns as they are meeting the needs of families. There were 172 referrals received in July through December 2022. For the entire year they received 315 referrals: 138 for Clark, 117 Floyd, 11 Harrison, 29 Scott, and 20 for Washington. Currently 63 open referrals.

Paris Scott shared a community partner's success story with those present.

There was not a community partner presentation this quarter. Danielle used the time to share two updates regarding their contract effective January 1<sup>st</sup>, 2023. They can now serve women who are pregnant that do not have other children in the home and/or are not eligible to receive services through healthy families. It was found that many of the healthy family programs are at capacity, or the family doesn't qualify. This new part of the contract should be very beneficial to those families. They are very committed to teaching safe sleep to all families they serve, not just those with infants in the home. Danielle and the IHBS team are excited to reach this population and give them tools and resources to be successful parents. The second adjustment to the contract is a family resource center can be added and the DCS prevention team picked Clark County for its location. They will be attending a training mid-February in Tipton and Madison counties where family resources centers already exist. Her team will


## Meeting Minutes

be reviewing those centers to learn how to bring similar resources to Clark County. IHBS also wants to meet with Brad Fortner and Caitlin Busick to learn what specific needs Clark county has and collecting data as to why Clark county was selected. Some examples of potential resources through the center are Parenting classes, partnerships with food banks, teaching safe sleep classes, incorporating family cafés, computers available for job applications, online career training, and GED programs or possibly even providing a laundry facility. The location of the family recourse center is still TBD. Karen Sommer, R18 IHBS Point Manager added that their internal management leadership group is working on this collaboratively. They are looking at positioning a static location where there are already resources and contemplating a mobile resourcing, as Paris states transportation is an issue.

April is Child Abuse Awareness and Prevention month. IHBS is always willing to partner with anyone if they have ideas on ways to spread awareness on child abuse prevention.

- V. **Other Business** Service Providers introduced themselves and gave updates on their programs.
- VII. **Adjourn** Mark Barry made a motion to adjourn, seconded by Kelly Shelhamer, all were in favor and meeting was adjourned at 10:45 a.m.

Shannon J Emmett, Recording Secretary



**Ireland Home Based Services  
Community Partner for Child Safety  
January 1, 2023**

---

As of January 1, 2023, a total of 143 referrals had been received since October 1, 2022. A home-based caseworker (HBCW) was assigned to 143 cases, a home-based therapist (HBT) was assigned to 0 cases.

There are 63 levels currently being serviced through Community Partners for Child Safety to assist 63 families.

Region 18 received a total of 45 referrals during the month of October. Of these referrals, 19 cases came from Clark County, 18 from Floyd County, 0 from Harrison County, 5 from Scott County, and 3 from Washington County.

Region 18 received a total of 49 referrals during the month of November. Of these referrals, 25 cases came from Clark County, 16 from Floyd County, 1 from Harrison County, 4 from Scott County, and 3 from Washington County.

Region 18 received a total of 49 referrals during the month of December. Of these referrals, 21 cases came from Clark County, 21 from Floyd County, 1 from Harrison County, 5 from Scott County, and 1 from Washington County.

**October 2022**

County	Referrals	Referral Source
Clark	19	DCS (12) Other (4) School (1) Self (2)
Floyd	18	DCS (10) School (3) Self (5)
Harrison	0	
Scott	5	DCS (5)
Washington	3	DCS (1) School (1) Self (1)
Total	45	

**November 2022**

County	Referrals	Referral Source
Clark	25	DCS (14) Other (4) School (7)
Floyd	16	DCS (9) Other (3) School (2) Self (1)
Harrison	1	Other (1)
Scott	4	DCS (3) School (1)
Washington	3	Other (1) School (2)
Total	49	

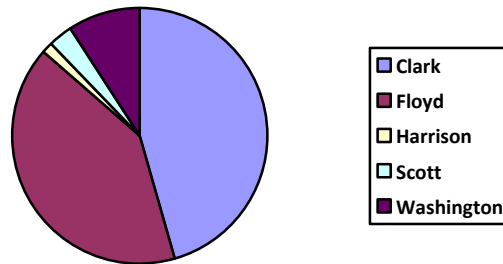
**December 2022**

County	Referrals	Referral Source
Clark	21	DCS (12) Other (3) Self (6)
Floyd	21	DCS (10) School (8) Self (3)
Harrison	1	DCS (1)
Scott	5	DCS (4) Self (1)
Washington	1	School (1)
Total	49	

## Current Open Referrals

County	Referrals	Percentages (%)	Service Level
Clark	30	48%	HBCW (30)
Floyd	27	43%	HBCW (27)
Harrison	1	1%	HBCW (1)
Scott	2	3%	HBCW (2)
Washington	3	5%	HBCW (3)
Total	63	100%	

Current Open Referrals



## Success Story

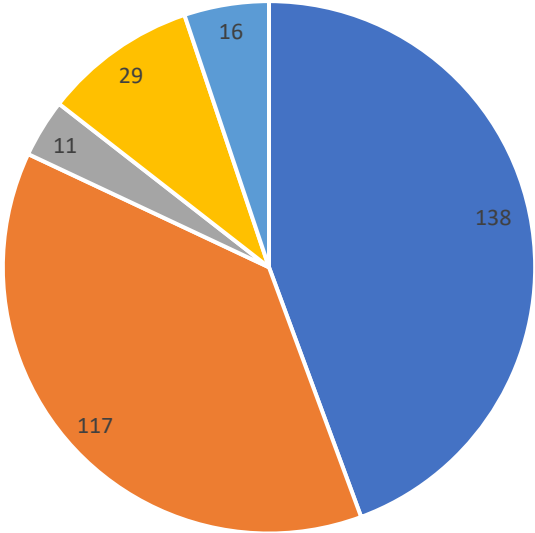
This family was referred to services through River Valley Middle School. The school reported that the children were missing significant amounts of school and mom reached out for assistance. Upon meeting the family mom shared that her oldest child stays in his room and does not willingly go to school, do his work or communicate with the rest of the family. After meeting with the family, we scheduled a meeting with the school counselor, IHBS staff and mom. The counselor helped show how the child could still graduate on time. During this meeting the child was also signed up to receiving counseling at school from Center Stone. The counselor also made arrangements for the child's schedule to be altered to go to school a half day and then he could find employment for the other half of the day. This was very motivating to the child and his entire demeanor changed after that meeting. Since the meeting at the school, he has been attending school regularly and completing school work. The second child in the home was also not attending school on a regular basis. After several sessions with the family to address the school attendance with this child. A plan was put in place with the help of the school to allow the child to feel comfortable about attending school. Since this meeting he has been attending school on a regular basis and has started to participate in class, which was crucial to his success for the school year. IHBS staff has worked with both children on how to cope when facing challenges at home and at school. The family set a goal to spend more time together and they set a schedule to have dinner as a family, family game nights and even family movie nights. At case closure the overall dynamics of this family were night and day compared to our first encounter with the family.



Referrals Received 2022-2023

	July	August	September	October	November	December	January	February	March	April	May	June	Total
Clark	25	19	29	19	25	21							138
Floyd	19	23	20	18	16	21							117
Harrison	5	1	3	0	1	1							11
Scott	4	5	6	5	4	5							29
Washington	2	6	5	3	3	1							20
Total:	55	54	63	45	49	49							315
Fiscal Year 2019-2020	44	56	47	55	40	37	35	52	52	33	41	33	525
Fiscal Year 2020-2021	39	39	43	59	49	41	38	73	57	47	52	47	584
Fiscal Year 2022-2023	32	36	49	43	58	41	43	36	69	62	59	44	573

### Referrals Received



■ Clark ■ Floyd ■ Harrison ■ Scott ■ Washington

Clark

	July	August	September	October	November	December	January	February	March	April	May	June	Total
Centerstone School Board	0	0	1	0	0	0							1
Clark Memorial Hospital	0	0	0	1	0	0							1
Community Montessori	0	0	0	0	1	0							1
DCS	21	9	19	12	15	12							88
Greater Clark Co Schools	0	1	1	0	0	0							2
Homeless Coalition of Southern Indiana	0	0	0	0	1	0							1
First Steps	1	0	0	0	0	0							1
Juvenile Probation	0	0	0	0	1	2							3
Life Spring	1	1	0	1	0	0							3
New Albany Floyd County School Corporation	0	0	0	1	1	0							2
Northaven Elementary	0	0	0	0	1	0							1
Norton Health Care	0	0	1	2	0	1							4



Nurse Family Partnership	1	0	0	0	0	0							1
River Valley Middle School	0	0	1	0	2	0							3
Self-referrals	1	8	2	2	0	6							19
Silver Creek Elementary	0	0	3	0	2	0							5
Wellstone Regional Hospital	0	0	1	0	1	0							2
Total	25	19	29	19	25	21							138

Sources of self-referrals:

	July	August	September	October	November	December	January	February	March	April	May	June	Total
211	0	0	0	1	0	1							2
Centerstone	0	0	1	0	0	0							1
DCS	1	1	1	0	0	1							4
Family/Friend	0	1	0	0	0	1							2
Head Start	0	1	0	0	0	0							1
Healthy Families Program	0	0	0	0	0	1							1
IHBS Staff	0	1	0	0	0	0							1
Previous Client	0	3	0	1	0	2							6
Unknown	0	1	0	0	0	0							1
Total	1	8	2	2	0	6							19

Floyd

	July	August	September	October	November	December	January	February	March	April	May	June	Total
Associates in Counseling	0	0	0	0	1	0							1
Building Blocks	0	1	0	0	0	0							1
Clark Memorial Hospital	0	0	1	0	0	0							1
Community Montessori	0	1	0	1	0	0							2
DCS	14	12	13	10	9	10							68
Fairmont Elementary	0	0	0	1	0	0							1
Family and Children's Place	1	1	0	0	0	0							2
Head Start	0	0	0	0	2	0							2
Homeless Coalition of Southern Indiana	0	0	2	0	0	0							2
Highland Hills Middle	0	0	2	0	1	1							4
Mt. Tabor Elementary	0	0	0	0	0	2							2
Middletown Elementary	0	0	0	1	0	0							1
NAFCS	1	4	0	0	1	5							11
Self	3	3	2	5	1	3							17
Women and Family of	0	1	0	0	0	0							1

Southern Indiana													
Total	19	23	20	18	16	21							117

Sources of self-referrals:

	July	August	September	October	November	December	January	February	March	April	May	June	Total
211	0	0	0	0	1	0							
DCS	2	0	0	2	0	1							4
Family/Friend	0	0	0	1	0	1							1
Head Start	0	1	0	0	0	0							1
Ivy Tech Cares	0	1	0	0	0	0							1
Previous Client	1	1	2	1	0	0							5
School Counselor – Unknown School	0	0	0	1	0	0							1
Total	3	3	2	5	1	2							13

Harrison

	July	August	September	October	November	December	January	February	March	April	May	June	Total
DCS	3	0	2	0	0	1							6
Kids First Pediatrics	0	0	1	0	0	0							1
Homeless Coalition of Southern Indiana	0	1	0	0	0	0							1
Self	2	0	0	0	0	0							2
Wellness IOP	0	0	0	0	1	0							1
Total	5	1	3	0	1	1							11

Sources of self-referrals:

	July	August	September	October	November	December	January	February	March	April	May	June	Total
Family/Friend	1	0	0	0	0	0							1
Juvenile Probation	1	0	0	0	0	0							1
Total	2	0	0	0	0	0							2

Scott

	July	August	September	October	November	December	January	February	March	April	May	June	Total
Brown Elementary	0	0	0	0	1	0							1
DCS	4	4	2	5	3	4							22
Johnson Elementary	0	1	1	0	0	0							2
Self	0	0	3	0	0	1							4
Total	4	5	6	5	4	5							29

Sources of self-referrals:

	July	August	September	October	November	December	January	February	March	April	May	June	Total
Family/Friend	0	0	0	0	0	1							1
First Baptist Church	0	0	1	0	0	0							1
Previous Client	0	0	1	0	0	0							1
WIC	0	0	1	0	0	0							1
Total	0	0	3	0	0	1							4

Washington

	July	August	September	October	November	December	January	February	March	April	May	June	Total
Bradie Shrum Elementary	0	0	1	0	1	1							3
DCS	2	2	3	1	0	0							8
East Washington Elementary	0	1	0	1	1	0							3
IU Health	0	0	0	0	1	0							1
Landlord	0	1	0	0	0	0							1
Salem Middle	0	0	1	0	0	0							1
Self	0	2	0	1	0	0							3
Total	2	6	5	3	3	1							20

Sources of self-referrals:

	July	August	September	October	November	December	January	February	March	April	May	June	Total
Family/Friend	0	1	0	0	0	0							1
Outside The Walls	0	0	0	1	0	0							1
Previous Client	0	1	0	0	0	0							1
Total	0	2	0	1	0	0							3

**Ireland Home Based Services, LLC**  
**Community Partners for Child Safety - Region 18**  
**Total Budget: \$591,124.77**

Month	Service Delivery	Flex Funds	Total	Budget Remaining	% of budget used	Target %
July '22	\$70,151.57	\$187.58	\$70,339.15	\$47,344.14	8%	8%
August '22	\$54,558.49	\$0.00	\$54,558.49	\$46,622.71	21%	17%
September '22	\$52,106.31	\$0.00	\$52,106.31	\$46,023.15	29%	25%
October '22	\$54,392.51	\$763.22	\$55,155.73	\$44,870.63	39%	33%
November '22	\$52,040.72	\$0.00	\$52,040.72	\$43,846.33	48%	42%
December '22						50%
January '23						58%
February '23						66%
March '23						74%
April '23						83%
May '23						91%
June '23						100%
<b>TOTAL</b>	<b>\$283,349.60</b>	<b>\$950.80</b>	<b>\$284,200.40</b>	<b>\$306,924.37</b>		

**Summary of Service Delivery by County**

Month	Clark	Floyd	Harrison	Scott	Washington	Total
July	\$28,460.49	\$21,627.73	\$11,161.11	\$5,955.87	\$2,946.37	\$70,151.57
August	\$21,779.74	\$19,777.46	\$6,143.29	\$1,429.43	\$5,428.57	\$54,558.49
September	\$18,435.21	\$25,255.92	\$2,000.88	\$2,297.90	\$4,116.40	\$52,106.31
October	\$23,551.96	\$22,953.64	\$788.69	\$2,328.00	\$4,770.22	\$54,392.51
November	\$27,373.12	\$19,463.23	\$171.73	\$1,608.06	\$3,424.28	\$52,040.72
December						
January						
February						
March						
April						
May						
June						
<b>TOTAL</b>	<b>\$50,240.23</b>	<b>\$41,405.19</b>	<b>\$17,304.40</b>	<b>\$7,385.30</b>	<b>\$8,374.94</b>	<b>\$124,710.06</b>

**Summary of Flex Funds by County**

Month	Clark	Floyd	Harrison	Scott	Washington	Total
July	\$0.00	\$0.00	\$0.00	\$181.88	\$5.70	\$187.58
August	\$0.00	\$0.00	\$0.00	\$0.00	\$0.00	\$0.00
September	\$0.00	\$0.00	\$0.00	\$0.00	\$0.00	\$0.00
October	\$0.00	\$313.22	\$0.00	\$0.00	\$450.00	\$763.22
November	\$0.00	\$0.00	\$0.00	\$0.00	\$0.00	\$0.00
December						
January						
February						
March						
April						
May						
June						
<b>TOTAL</b>	<b>\$0.00</b>	<b>\$313.22</b>	<b>\$0.00</b>	<b>\$181.88</b>	<b>\$455.70</b>	<b>\$950.80</b>