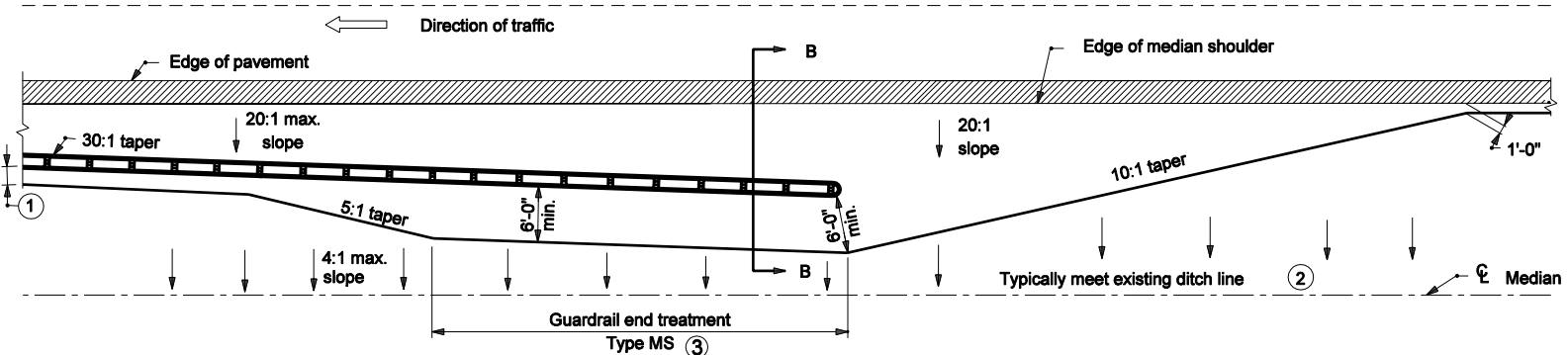
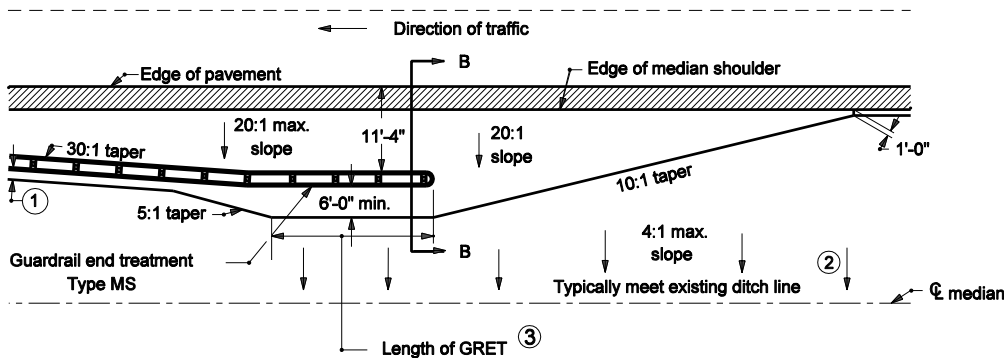


NOTES:

- ① This distance may vary from 0 to 2'-0" desirable.
- ② If necessary, move existing ditch line to obtain a 4:1 slope.
- ③ Length and width of MS Unit Test Level 3 (TL-3) and transition rail where required:
 Length = 31'-3" (MS unit) + 12' - 6" (transition rail) = 43' - 9" (typ)
 Width = 2'-4"

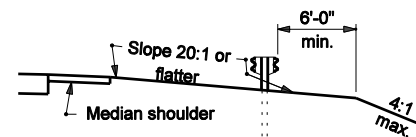


PLAN VIEW - GRADING DETAIL FOR G.R.E.T. TYPE MS ON FLARE



PLAN VIEW

GRADING DETAIL FOR GUARDRAIL END TREATMENT TYPE MS PARALLEL TO SHOULDER



SECTION B-B

INDIANA DEPARTMENT OF TRANSPORTATION	
GRADING AT GUARDRAIL END TREATMENT	
MARCH 2005	
STANDARD DRAWING NO. E 601-GRET-07	
	/s/ Richard L. VanCleave 3-01-05 DESIGN STANDARDS ENGINEER DATE
	/s/ Richard K. Smutzer 3-01-05 CHIEF HIGHWAY ENGINEER DATE
DESIGN STANDARDS ENGINEER	