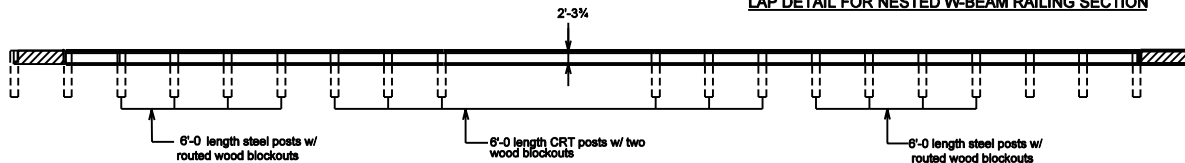
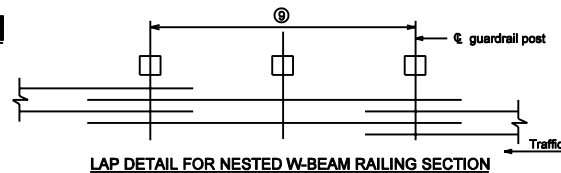


PLAN



ELEVATION

NOTES:

- ① Use GRET type OS.
- ② For two-lane two-way operation, use GRET type OS.
For structure width > 24'-3, provide three additional spans of standard W-beam guardrail at 1905 each before attaching the GRET.
- ③ For multi-lane divided operation, use cable terminal, anchor.
See Standard Drawings E 601-GCTA-01 through E 601-GCTA-08
4. See standard Drawings E 601-GRET-10, 11, and E 601-WBGA-06 for GRET Type II details.
5. See Standard Drawings E 601-NWGA-02,03, and 04 for post and block assemblies details.
- ⑥ Maximum structure width shall be 24'-3 out to out of structure(s) parallel to roadway centerline for skewed or perpendicular structure. In this case posts are not located over any portion of structure.
- ⑦ Maximum structure width shall be 61'-0 out to out of structure(s) parallel to roadway center line for skewed or perpendicular structure. Modified posts (5 through 10) over the structure where required, see Standard Drawing E 601-NWGA-03. The remaining wood posts shall be as shown on Standard Drawing E 601-NWGA-02.

NOTES:


- ⑧ Post shall clear outer structure side by 4" min.
- ⑨ This dimension is 25'-0 between posts 7 and 8. This dimension is 12'-6 or 25'-0 elsewhere.
10. For grading requirements see Standard Drawing E 601-GRET-06 through 09 and E 601-GRET-12.

INDIANA DEPARTMENT OF TRANSPORTATION

25'-0 SPAN NESTED GUARDRAIL
FOR LARGE DRAINAGE STRUCTURE

SEPTEMBER 2001

STANDARD DRAWING NO. E 601-NWGA-01



/s/ Richard L. VanCleave 9-04-01
DESIGN STANDARDS ENGINEER DATE

/s/ Firooz Zandi 9-04-01
CHIEF HIGHWAY ENGINEER DATE

DESIGN STANDARDS ENGINEER