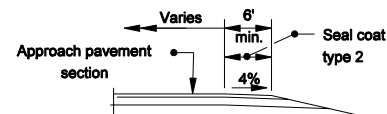


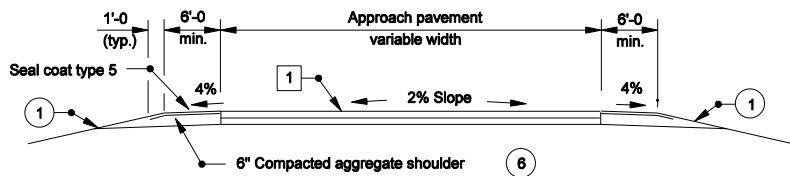
NOTES :

- 1 165 #/syd HMA Surface Type A on 275 #/syd HMA intermediate Type A on 8" compacted aggregate base #53
2. See General Notes on Standard Drawing E 610-PRAP-04.
3. See Table on Standard Drawing E 610-PRAP-05 for computed values.
4. See Standard Drawing E 610-PRAP - 07 for pay limit details.

PUBLIC ROAD APPROACH TYPE "B"

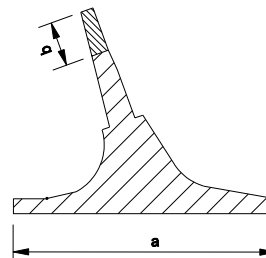


SECTION B-B



SECTION A-A MINIMUM PAVEMENT SECTION

For ADT ≤ 1000 (7)




INDIANA DEPARTMENT OF TRANSPORTATION

PUBLIC ROAD APPROACH TYPE B

MARCH 2006

STANDARD DRAWING NO. E 610-PRAP-03



/s/ Richard L. VanCleave 3-01-06
DESIGN STANDARDS ENGINEER DATE

/s/ Richard K. Smutzer 3-01-06
CHIEF HIGHWAY ENGINEER DATE