
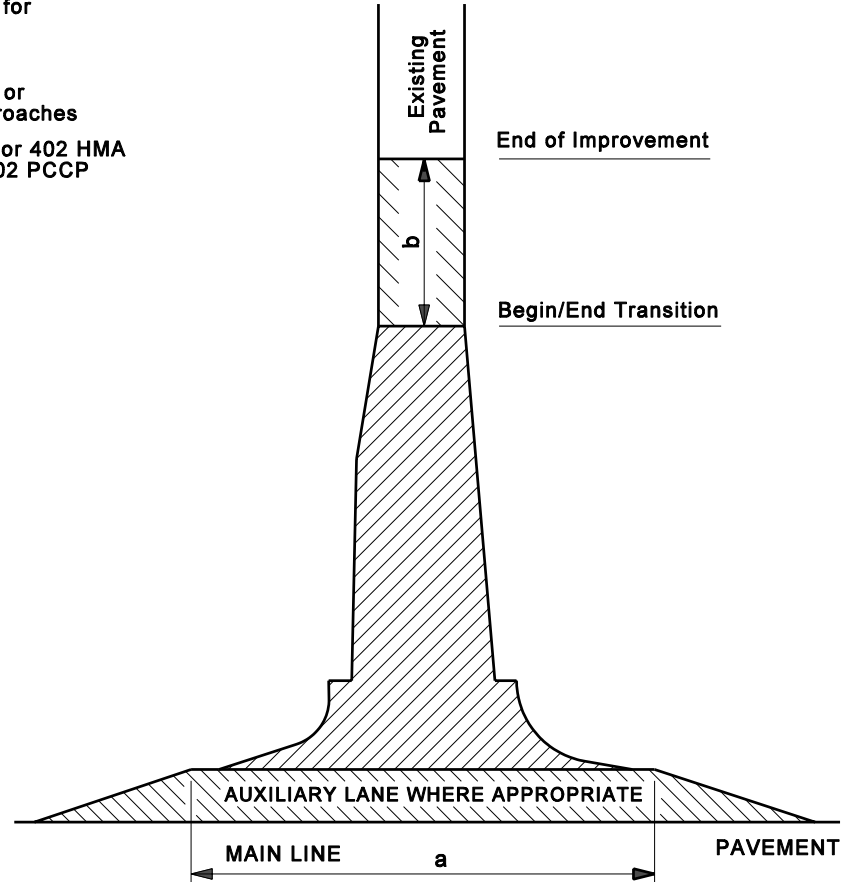
 a < 100', HMA or PCCP for Approaches

a > 100', 401 or 402 HMA or 501 or 502 PCCP

 HMA or PCCP for Approaches

 b < 100', HMA or PCCP for Approaches

b > 100', 401 or 402 HMA or 501 or 502 PCCP



NOTES:


1. The pay limits shown hereon generally apply to Types A, B, C, and D Public Road Approaches as shown on Standard Drawings E 610-PRAP-02, -03, -06, and -10 respectively.

INDIANA DEPARTMENT OF TRANSPORTATION

**PUBLIC ROAD APPROACH
PAY LIMITS**

MARCH 2006

STANDARD DRAWING NO. E 610-PRAP-07



/s/ Richard L. VanCleave 3-01-06
DESIGN STANDARDS ENGINEER DATE

/s/ Richard K. Smutzer 3-01-06
CHIEF HIGHWAY ENGINEER DATE

DESIGN STANDARDS ENGINEER