

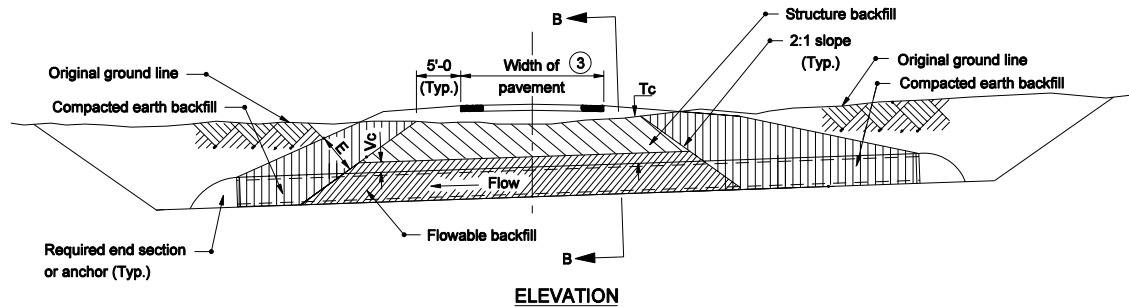
**SECTION B-B
ROCK FOUNDATION**

LEGEND

- Hc = Overall diameter or rise
- Bc = Overall diameter or span
- A = 8" min. for fill height up to 16'
= 12" min. for fill height of 16' or more
- Tc = Trench cover depth
- Vc = 12" for Bc ≤ 18"
= 18" for Bc > 18"
- W = 6" for Bc ≤ 21"
= 0.3 Bc for 21" < Bc ≤ 42"
= 12" for Bc > 42"
- ⑦ E = Encasement

METHOD 1 BACKFILL

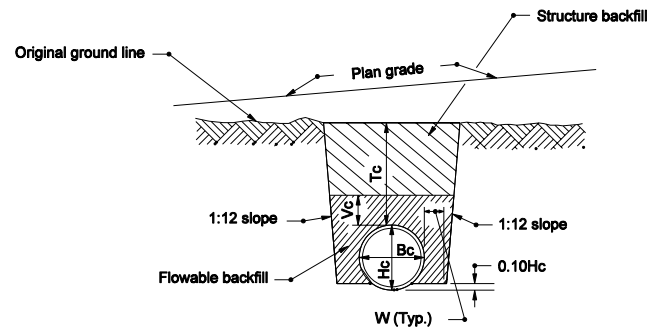
Structures under mainline pavement and public road approaches.



ELEVATION

NOTE

1. Refer to Standard Drawing E 715-BKFL-09 for general notes.




SECTION B-B

INDIANA DEPARTMENT OF TRANSPORTATION

**PIPE STRUCTURE BACKFILL
TRENCH INSTALLATIONS**

MARCH 2005

STANDARD DRAWING NO. E 715-BKFL-04



/s/ Richard L. VanCleave 3-01-05
DESIGN STANDARDS ENGINEER DATE

/s/ Richard K. Smutzer 3-01-05
CHIEF HIGHWAY ENGINEER DATE

DESIGN STANDARDS ENGINEER