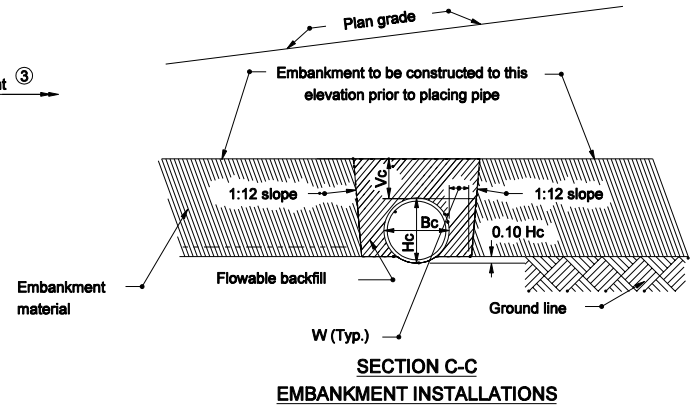
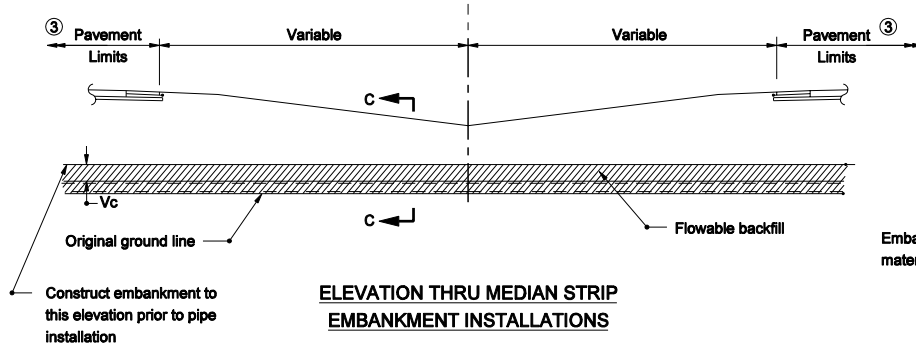


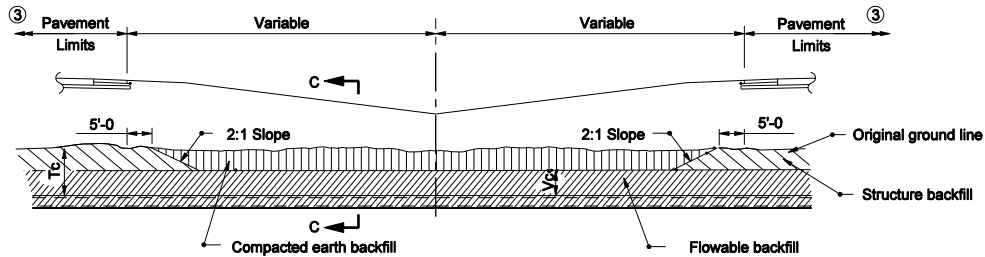
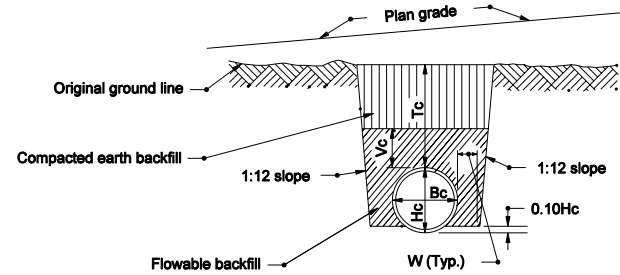
NOTE

1. Refer to Standard Drawing E 715-BKFL-09 for general notes.



LEGEND

- Hc = Overall diameter or rise
- Bc = Overall diameter or span
- A = 8" min. for fill height up to 16'
- = 12" min. for fill height of 16' or more
- Vc = 12" for Bc ≤ 18"
- = 18" for Bc > 18"
- Tc = Trench cover depth
- W = 6" for Bc ≤ 21"
- = 0.3 Bc for 21" < Bc ≤ 42"
- = 12" for Bc > 42"




INDIANA DEPARTMENT OF TRANSPORTATION

**PIPE STRUCTURE BACKFILL
MEDIAN INSTALLATIONS**

MARCH 2005

STANDARD DRAWING NO. E 715-BKFL-06



/s/ Richard L. VanCleave 3-01-05
DESIGN STANDARDS ENGINEER DATE

/s/ Richard K. Smutzer 3-01-05
CHIEF HIGHWAY ENGINEER DATE

DESIGN STANDARDS ENGINEER