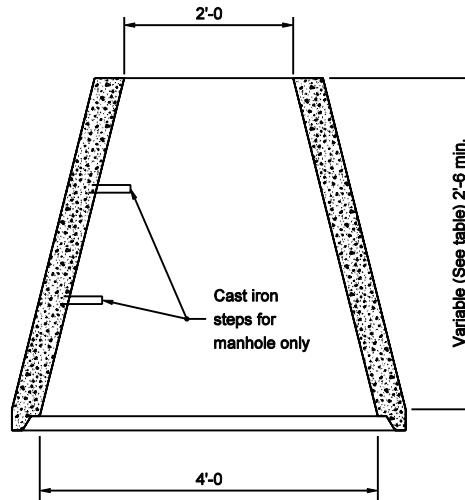


CONE HEIGHTS	
ECCENTRIC	CONCENTRIC
2'-6"	2'-6"
3'-0"	3'-0"
3'-2"	3'-2"
3'-6"	4'-0"



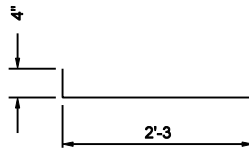
**CONCENTRIC CONE**

**NOTES**

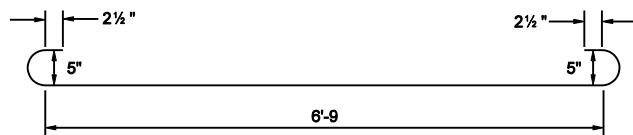
1. The concentric concrete section will not be permitted for manholes which are under the jurisdiction of the Indianapolis Sanitary District.



**L BARS**



**T BARS**



**H BARS**

INDIANA DEPARTMENT OF TRANSPORTATION	
<b>MANHOLE BARS AND CONCENTRIC CONE</b>	
SEPTEMBER 2003	
STANDARD DRAWING NO. E 720-MHST-08	
	<i>/s/ Richard L. VanCleave</i> 9-02-03 DESIGN STANDARDS ENGINEER     DATE
	<i>/s/ Richard K. Smutzer</i> 9-02-03 CHIEF HIGHWAY ENGINEER     DATE
DESIGN STANDARDS ENGINEER	