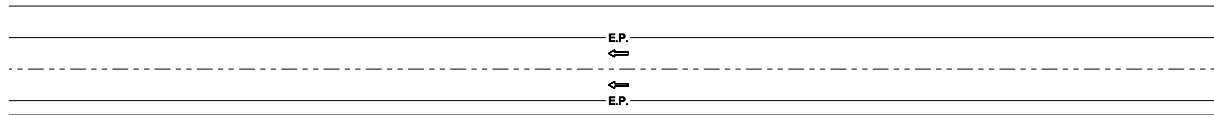


LEGEND

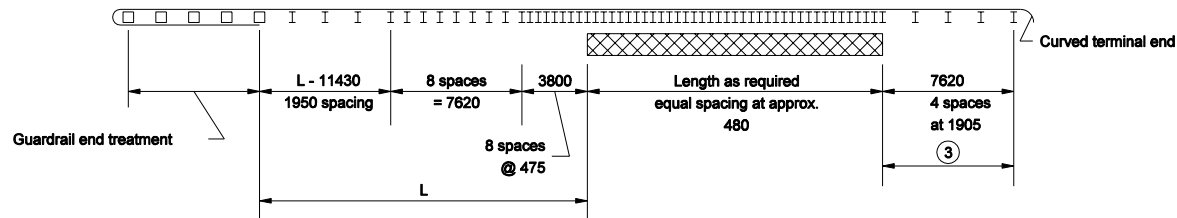
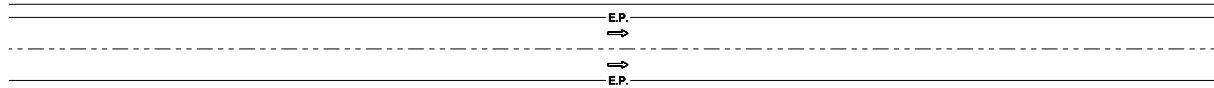
L = Length of need

⊗ Isolated obstruction

⊠ Extended obstruction



Median



**MULTI-LANE DIVIDED ROADWAY GUARDRAIL LAYOUT FOR
GUARDRAIL FACE TO OBSTRUCTION DISTANCE ≥ 840 BUT < 1000**

GENERAL NOTES

1. This configuration shall be used where W-beam guardrail at 475 post spacing is specified on a divided lane roadway to shield an isolated or extended obstruction.
 2. Dimensions and details not shown on this drawing shall be as shown on the plans.
- ③ Rectangular plate washers shall be installed at each post along this section.


All dimensions are in mm unless otherwise specified

INDIANA DEPARTMENT OF TRANSPORTATION

**ROADSIDE OBSTRUCTION
PROTECTION GUARDRAIL**

MARCH 2005

STANDARD DRAWING NO. 601-RHPG-01



/s/ Richard L. VanCleave 3-01-05
DESIGN STANDARDS ENGINEER DATE

/s/ Richard K. Smutzer 3-01-05
CHIEF HIGHWAY ENGINEER DATE

DESIGN STANDARDS ENGINEER