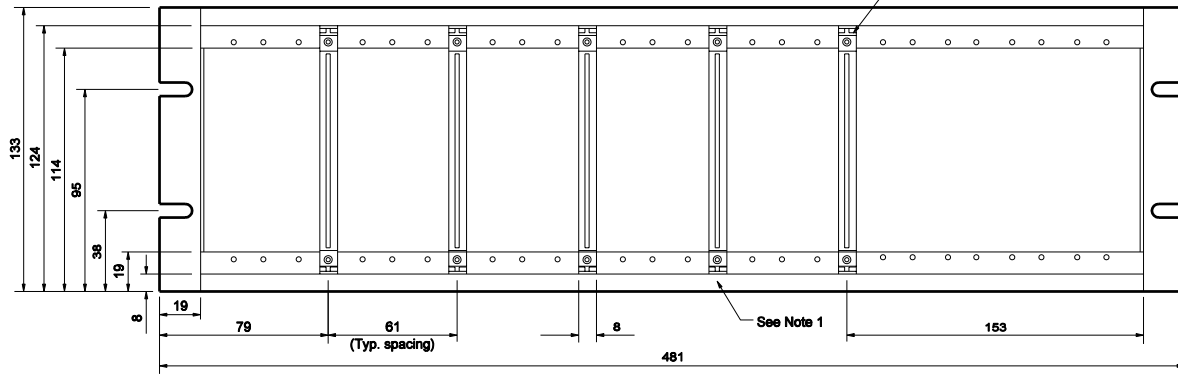


TOP VIEW

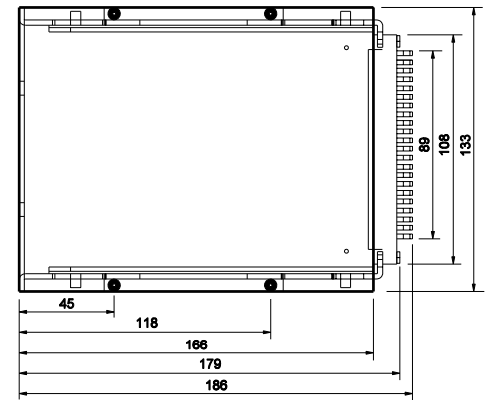
- NOTES:**
1. Apply marker tape to front lip of input file chassis, top and bottom.
 2. Card guides must line up with edge card connectors.
 3. No card guide keys are to be installed in this assembly.
 4. Depth does not include wiring.
 5. See Standard Drawings 809-ITCS-01 thru-04 or -06 thru -07 for additional ITS cabinet details.



FRONT VIEW

See Note 2

See Note 1



SIDE VIEW


All dimensions are in mm unless otherwise specified

INDIANA DEPARTMENT OF TRANSPORTATION

DETECTOR CARD RACK DETAIL

MARCH 2006

STANDARD DRAWING NO. 809-ITSC-05



/s/ Richard L. VanCleave 3-01-06
DESIGN STANDARDS ENGINEER DATE

/s/ Richard K. Smutzer 3-01-06
CHIEF HIGHWAY ENGINEER DATE

DESIGN STANDARDS ENGINEER