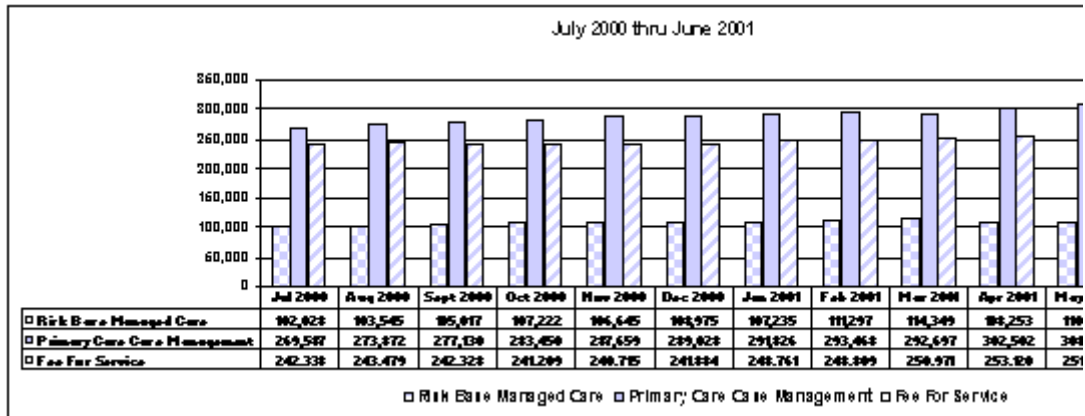
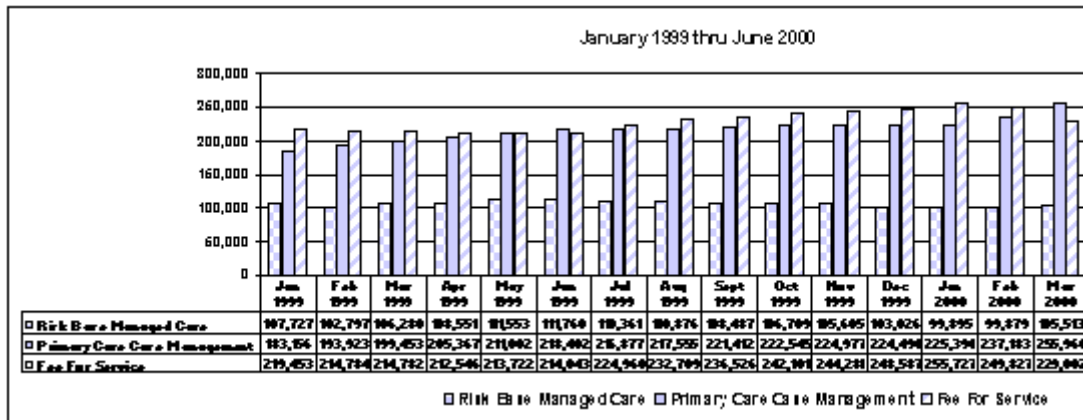
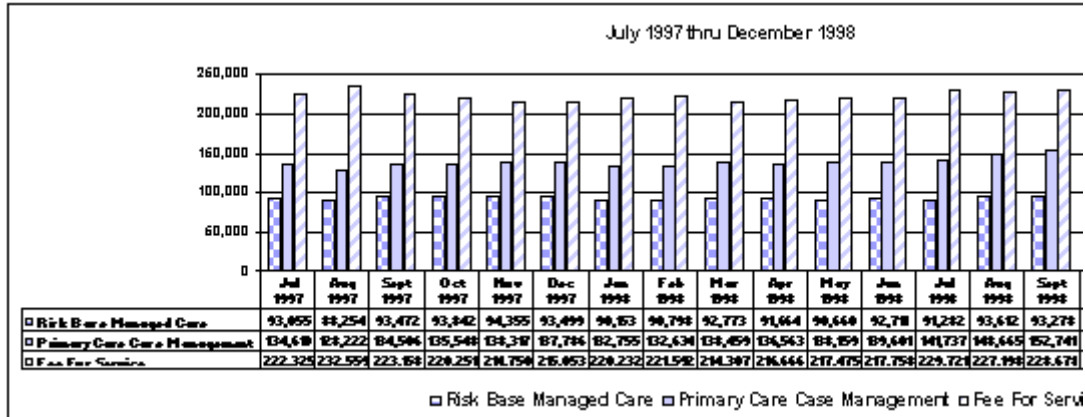
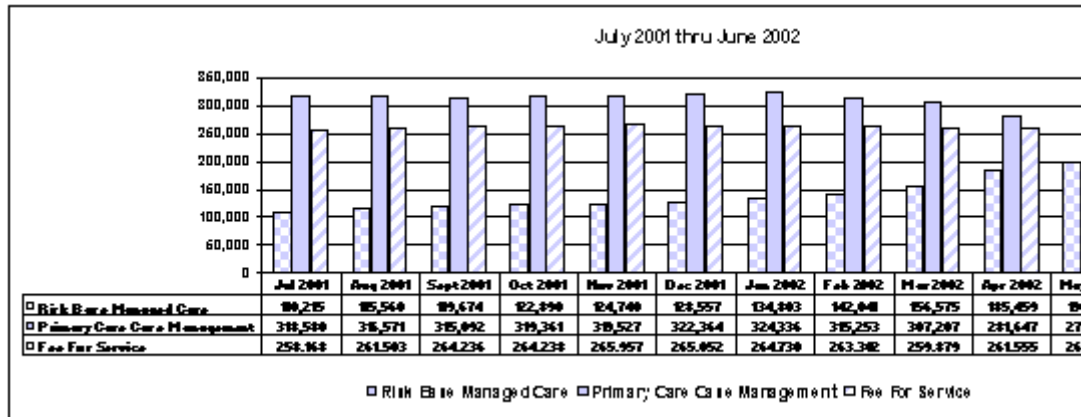


FSSA - Medicaid 2002 Annual Report

Member Enrollment by Delivery System State Fiscal Year July 1997 through June 2002





Month/Year	Risk Based Managed Care	Primary Care Case Management	Fee For Service
July 1997	93,055	134,610	222,325
August 1997	88,254	128,222	232,559
September 1997	93,472	134,506	223,158
October 1997	93,842	135,548	220,251
November 1997	94,355	138,317	214,750
December 1997	93,499	137,786	215,053
January 1998	90,153	132,755	220,232
February 1998	90,798	132,634	221,592
March 1998	92,773	138,459	214,307
April 1998	91,664	136,563	216,666
May 1998	90,660	138,159	217,475
June 1998	92,711	139,601	217,758
July 1998	91,282	141,737	229,721
August 1998	93,612	148,665	227,198
September 1998	93,278	152,741	228,678
October 1998	94,722	156,274	228,549
November 1998	97,766	163,156	226,450
December 1998	102,958	175,279	220,137

January 1999	107,727	183,156	219,453
February 1999	102,797	193,923	214,784
March 1999	106,280	199,453	214,782
April 1999	108,551	205,367	212,546
May 1999	111,553	211,002	213,722
June 1999	111,760	218,402	214,043
July 1999	110,361	216,877	224,960
August 1999	110,876	217,555	232,709
September 1999	108,487	221,412	236,526
October 1999	106,709	222,545	242,101
November 1999	105,605	224,977	244,281
December 1999	103,026	224,490	248,587
January 2000	99,895	225,390	255,727
February 2000	99,879	237,183	249,827
March 2000	105,513	255,966	229,002
April 2000	107,293	263,917	223,461
May 2000	106,814	266,192	227,845
June 2000	107,018	266,582	232,672
July 2000	102,028	269,587	242,338
August 2000	103,545	273,872	243,479
September 2000	105,017	277,130	242,328
October 2000	107,222	283,450	241,209
November 2000	106,645	287,659	240,715
December 2000	108,975	289,028	241,884
January 2001	107,235	291,826	248,761
February 2001	111,297	293,468	248,809
March 2001	114,349	292,697	250,971
April 2001	108,253	302,502	253,120
May 2001	110,370	308,966	251,406
June 2001	106,917	315,784	253,357
July 2001	110,215	318,580	258,168

August 2001	115,560	316,571	261,503
September 2001	119,674	315,092	264,236
October 2001	122,890	319,361	264,238
November 2001	124,740	319,527	265,957
December 2001	128,557	322,364	265,052
January 2002	134,803	324,336	264,730
February 2002	142,041	315,253	263,302
March 2002	156,575	307,207	258,879
April 2002	185,459	281,647	261,555
May 2002	196,543	275,683	260,205
June 2002	200,268	272,719	263,700