

Indiana Department of Correction  
January 2021

Offender Population Report

Prepared for the Justice Reinvestment Advisory Council  
and State Budget Committee

Robert Carter, Commissioner



## TABLE OF CONTENTS

<b>DOC Monthly Admissions - Adult Offenders</b>	1
<b>Current Adult Offenders, by County of Commit</b>	4
<b>Population Trend Graphs</b>	6
<b>DOC Adult Offenders – Facility Breakdowns, by highest Felony Classification</b>	8
<b>DOC Adult Offenders – Most Serious Offense, Alphabetical by highest Felony Classification</b>	10
<b>DOC Adult Offenders – Most Serious Offense, Ranked by highest Felony Classification</b>	14
<b>Appendix – DOC Facilities – Felony Breakdowns</b>	19



INDIANA DEPARTMENT OF CORRECTION

December 2020 Admissions

by Most Serious Offense

Most Serious Offense	F1	F2	F3	F4	F5	F6	FA	FB	FC	FD	Murder	N
Aggravated Battery	.	.	7	.	.	.	.	1	.	.	.	8
Aiding Inducing/Causing An Offense	.	.	2	.	3	.	.	.	.	.	.	5
Arson	.	.	.	3	.	.	.	.	.	.	.	3
Attempt To Commit Felony	.	.	2	.	1	.	.	1	.	.	.	4
Auto Theft, Receiving Stolen Auto Parts	.	.	.	.	2	1	.	.	.	.	.	3
Battery	.	1	1	.	19	5	.	.	1	.	.	27
Burglary	.	1	1	20	14	.	.	8	1	.	.	45
Child Exploitation	.	.	.	.	1	.	.	.	.	.	.	1
Child Molesting	6	.	8	6	.	.	3	1	.	.	.	24
Child Solicitation	.	.	.	.	2	.	.	.	1	.	.	3
Conspiracy	.	.	1	.	.	.	1	.	.	.	.	2
Corrupt Business Influence	.	.	.	.	2	.	.	.	.	.	.	2
Criminal Confinement	.	.	.	1	6	1	.	.	.	.	.	8
Criminal Deviate Conduct	.	.	.	.	.	.	1	.	.	.	.	1
Criminal Recklessness	.	.	.	.	4	.	.	.	.	.	.	4
Dealing In Cocaine Or Narcotic Drug	.	3	2	7	3	.	2	3	.	.	.	20
Dealing In Marijuana, Hash, or Hash Oil	.	.	.	.	1	.	.	.	.	.	.	1
Dealing In Methamphetamine	.	17	15	12	6	.	.	6	.	.	.	56
Dealing In a Schedule I, II, or III Controlled Substance	.	.	.	3	.	.	1	1	.	.	.	5
Dealing Possessing Look-Alike Substance	.	.	.	.	1	.	.	.	.	.	.	1
Disarming A Law Enforcement Officer	.	.	.	.	1	.	.	.	.	.	.	1
Domestic Battery	.	.	.	.	.	4	.	.	.	.	.	4
Domestic Battery With Previous Battery Conviction	.	.	.	.	18	.	.	.	.	.	.	18
Escape	.	.	.	.	4	5	.	.	.	.	.	9
Fail To Stop After Accident - Operating Vehicle Intoxicated	.	.	.	.	.	.	.	1	.	.	.	1
Fail To Stop At An Accident/Sbi/Prior	.	.	1	.	.	.	.	.	.	.	.	1
Failure Of Sex Offender To Possess Id	.	.	.	.	.	.	.	.	.	1	.	1
Failure To Register As A Sex Offender	.	.	.	.	6	.	.	.	.	.	.	6
Firearm Within 1 Mile School Property Without License	.	.	.	.	.	.	.	.	1	.	.	1
Forgery,Counterfeiting,Application Fraud	.	.	.	.	.	1	.	.	2	.	.	3
Fraud On A Financial Institution	.	.	.	.	3	.	.	.	.	.	.	3
Handgun Violation (Felony Within 15 Yrs)	.	.	.	.	17	.	.	.	.	.	.	17
Intimidation	.	.	.	.	7	2	.	.	.	.	.	9
Kidnapping	.	.	.	.	1	.	.	.	.	.	.	1
Murder	.	.	.	.	.	.	.	.	.	.	4	4
Neglect Of A Dependent	.	.	.	.	1	.	.	.	1	.	.	2
Neglect Of A Dependent Resulting in Serious Injury	.	.	1	.	.	.	.	.	.	.	.	1
Non Support Of Dependent Child	.	.	.	.	.	.	.	.	1	.	.	1
Operate Vehicle After Suspended For Life	.	.	.	.	10	.	.	.	1	.	.	11

INDIANA DEPARTMENT OF CORRECTION

December 2020 Admissions

by Most Serious Offense

Most Serious Offense	F1	F2	F3	F4	F5	F6	FA	FB	FC	FD	Murder	N
Operating Vehicle Intoxicated Resulting in Death	.	.	.	3	.	.	.	.	.	.	.	3
Operating Vehicle Intoxicated Resulting in Serious Bodily Injury	.	.	.	.	1	.	.	.	.	.	.	1
Operating Vehicle While Intoxicated - Prior Conviction	.	.	.	.	.	5	.	.	.	.	.	5
Operating Vehicle-Habit Traffic Violator	.	.	.	.	.	1	.	.	.	.	.	1
Possession Of Child Pornography	.	.	.	.	.	1	.	.	.	.	.	1
Possession Of Cocaine Or Narcotic Drug	.	.	2	2	2	1	.	.	.	.	.	7
Possession Of Methamphetamine	.	.	2	12	22	10	.	.	.	.	.	46
Possession Of Syringes Or Needles	.	.	.	.	.	4	.	.	.	.	.	4
Possession Or Use Of Legend Drug	.	.	.	.	.	1	.	.	.	.	.	1
Rape	.	.	2	.	.	.	.	1	.	.	.	3
Reckless Homicide	.	.	.	.	1	.	.	.	.	.	.	1
Resisting Law Enforcement	.	.	.	.	.	2	.	.	.	.	.	2
Robbery	.	1	21	.	5	.	.	5	1	.	.	33
Sexual Misconduct With A Minor	.	.	.	7	2	.	.	4	2	.	.	15
Stalking	.	.	.	1	1	.	.	.	.	.	.	2
Strangulation	.	.	.	.	1	.	.	.	.	.	.	1
Theft,Receiving Stolen Property	.	.	.	.	3	11	.	.	.	1	.	15
Trafficking With An Inmate	.	.	.	.	1	.	.	.	.	.	.	1
Unlawful Firearm Poss By Serious Felon	.	.	.	20	.	.	.	5	.	.	.	25
Voluntary Manslaughter	.	2	.	.	.	.	.	.	.	.	.	2
Welfare Fraud	.	.	.	.	.	.	.	.	1	.	.	1
	6	25	68	97	172	55	8	37	13	2	4	487

INDIANA DEPARTMENT OF CORRECTION  
ADULT OFFENDERS  
by County of Commitment  
for December 2020  
Snapshot date: 01/01/2021

County of Commit	Department of Correction	**Community Corrections Programs	Local Jail Holds		COUNTY TOTALS
			DOC Contract	Felony Level 6 Diversions	
ADAMS	145	49	18	18	230
ALLEN	1,562	441	59	90	2,152
BARTHOLOMEW	222	121	15	33	391
BENTON*	27	0	3	9	39
BLACKFORD	47	45	6	10	108
BOONE	152	72	4	0	228
BROWN	45	13	2	9	69
CARROLL	51	9	2	7	69
CASS	227	80	15	27	349
CLARK	182	133	21	10	346
CLAY	59	144	11	33	247
CLINTON	150	66	16	35	267
CRAWFORD	23	147	1	5	176
DAVISS	77	117	1	1	196
DEARBORN	332	85	6	38	461
DECATUR	160	90	5	18	273
DEKALB	174	54	8	33	269
DELAWARE	366	454	19	3	842
DUBOIS	107	140	9	2	258
ELKHART	1,323	188	37	35	1,583
FAYETTE	154	88	7	17	266
FLOYD	149	46	15	8	218
FOUNTAIN	30	70	10	10	120
FRANKLIN*	59	0	0	5	64
FULTON	55	147	9	8	219
GIBSON	122	47	4	27	200
GRANT	336	82	18	15	451
GREENE	122	42	8	13	185
HAMILTON	282	277	25	52	636
HANCOCK	121	110	13	30	274
HARRISON	100	105	5	3	213
HENDRICKS	220	111	14	50	395
HENRY	225	40	3	32	300
HOWARD	313	377	18	67	775
HUNTINGTON	335	79	6	45	465
JACKSON	205	81	23	26	335
JASPER	81	20	5	2	108
JAY	162	3	19	12	196
JEFFERSON	204	772	24	4	1,004
JENNINGS	95	42	10	31	178
JOHNSON	333	194	35	57	619
KNOX	51	107	3	12	173
KOSCIUSKO	228	50	12	62	352
LAGRANGE	45	18	1	19	83
LAKE	948	282	30	20	1,280
LAPORTE	376	391	14	0	781
LAWRENCE	190	96	9	1	296
MADISON	1,151	339	34	1	1,525
MARION	4,619	5,623	64	87	10,393
MARSHALL	273	125	19	15	432
MARTIN	39	19	2	2	62
MIAMI	63	27	2	0	92
MONROE	256	418	11	7	692
MONTGOMERY	171	20	11	2	204
MORGAN	177	59	14	51	301
NEWTON*	45		2	4	51
NOBLE	107	177	13	16	313
OHIO	43	7	0	0	50
ORANGE	129	5	5	13	152
OWEN	49	519	0	0	568
PARKE	48	12	2	3	65
PERRY	77	72	1	5	155
PIKE	64	41	7	7	119
PORTER	205	72	13	11	301
POSEY	75	33	8	22	138
PULASKI	24	10	1	4	39
PUTNAM	65	51	6	12	134
RANDOLPH	46	17	2	2	67
RIPLEY	133	37	10	20	200
RUSH	65	41	6	6	118
SAINT JOSEPH	905	219	7	1	1,132

\*Counties that are not participating in Community Corrections

\*\* Community Corrections data as of 01/07/21

\*\*\*Local Jail Holds as of 01/01/21

\*\*As of 01/01/2020, certified court program populations are reported in the CRRP Monthly Snapshot.

INDIANA DEPARTMENT OF CORRECTION  
ADULT OFFENDERS  
by County of Commitment  
for December 2020  
Snapshot date: 01/01/2021

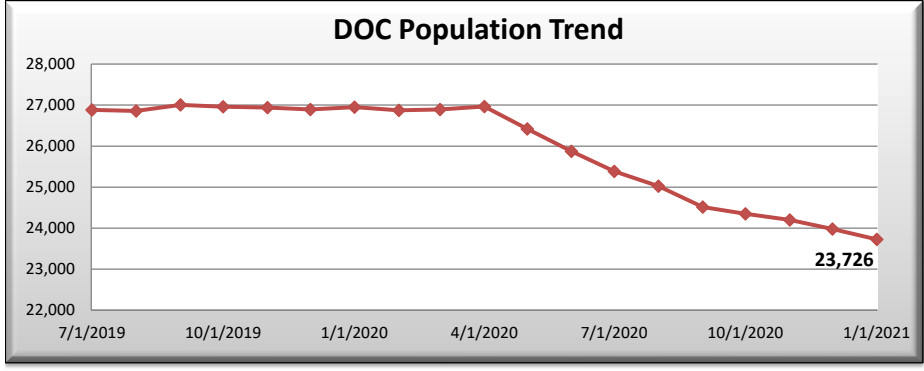
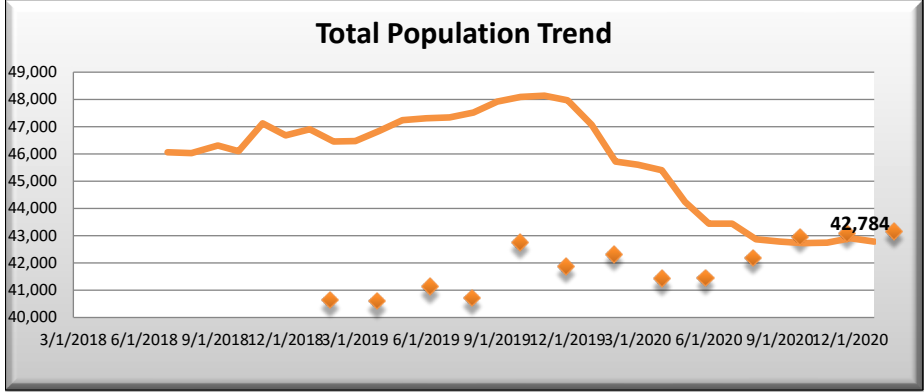
County of Commit	Department of Correction	**Community Corrections Programs	Local Jail Holds		COUNTY TOTALS
			DOC Contract	Felony Level 6 Diversions	
SCOTT	155	103	12	20	290
SHELBY	230	119	0	3	352
SPENCER	25	75	26	64	190
STARKE	67	63	2	9	141
STEBEN	102	59	4	19	184
SULLIVAN	54	34	0	19	107
SWITZERLAND	36	7	0	0	43
TIPPECANOE	735	431	31	24	1,221
TIPTON	17	351	0	0	368
UNION	22	36	0	1	59
VANDERBURGH	863	217	36	75	1,191
VERMILLION	68	37	3	5	113
VIGO	410	227	0	1	638
WABASH	195	58	8	19	280
WARREN	22	10	2	4	38
WARRICK	63	24	0	6	93
WASHINGTON	107	113	5	19	244
WAYNE	373	25	23	31	452
WELLS	168	19	12	17	216
WHITE	60	25	3	0	88
WHITLEY	121	268	3	10	402
Z-MISSING	32	0	0	0	32
<b>TOTALS</b>	<b>23,726</b>	<b>16,369</b>	<b>1,008</b>	<b>1,681</b>	<b>42,784</b>
			<b>2,689</b>		

\*Counties that are not participating in Community Corrections  
 \*\* Community Corrections data as of 01/07/21  
 \*\*\*Local Jail Holds as of 01/01/21

\*\*As of 01/01/2020, certified court program populations are reported in the CRRP Monthly Snapshot.

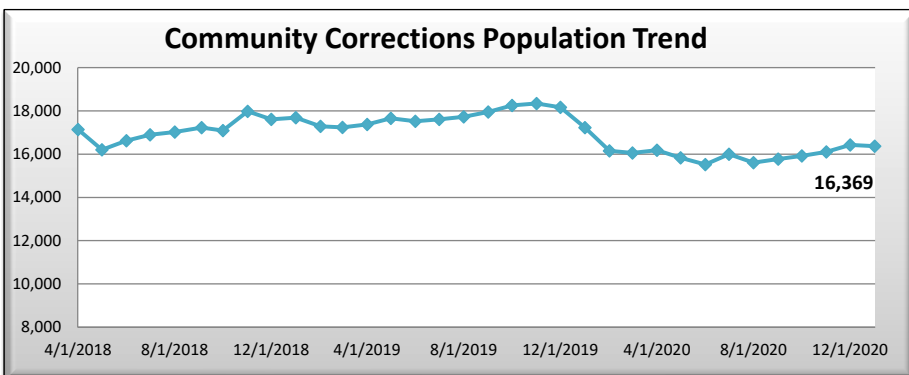
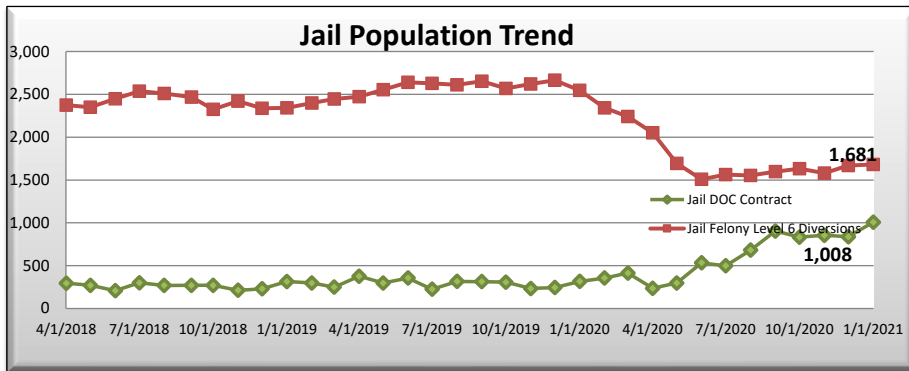
INDIANA DEPARTMENT OF CORRECTION  
ADULT OFFENDERS  
Population Trend Summary  
for December 2020  
Snapshot date: 01/01/2021

Date	DOC Adult	Community Corrections	Jail DOC Contract	Jail Felony Level 6 Diversions	Total
11/1/2018	26,505	17,984	212	2,420	47,121
12/1/2018	26,510	17,609	230	2,336	46,685
1/1/2019	26,562	17,685	315	2,341	46,903
2/1/2019	26,468	17,291	298	2,398	46,455
3/1/2019	26,545	17,235	249	2,445	46,474
4/1/2019	26,619	17,373	376	2,473	46,841
5/1/2019	26,731	17,659	297	2,554	47,241
6/1/2019	26,791	17,521	356	2,640	47,308
7/1/2019	26,881	17,606	225	2,627	47,339
8/1/2019	26,858	17,730	316	2,611	47,515
9/1/2019	27,005	17,950	314	2,653	47,922
10/1/2019	26,962	18,254	307	2,570	48,093
11/1/2019	26,940	18,343	234	2,621	48,138
12/1/2019	26,895	18,165	245	2,664	47,969
1/1/2020	26,952	17,225	316	2,547	47,070
2/1/2020	26,875	16,150	355	2,343	45,723
3/1/2020	26,891	16,055	414	2,241	45,601
4/1/2020	26,936	16,179	236	2,052	45,403
5/1/2020	26,418	15,835	297	1,693	42,866
6/1/2020	25,876	15,522	533	1,508	43,439
7/1/2020	25,385	15,993	499	1,564	43,441
8/1/2020	25,023	15,608	681	1,554	42,866
9/1/2020	24,513	15,771	904	1,598	42,786
10/1/2020	24,350	15,915	832	1,632	42,729
11/1/2020	24,203	16,108	855	1,579	42,745
12/1/2020	23,978	16,423	837	1,668	42,906
1/1/2021	↓ 23,726	↓ 16,369	↑ 1,008	↑ 1,681	↓ 42,784



INDIANA DEPARTMENT OF CORRECTION  
ADULT OFFENDERS  
Population Trend Summary  
for December 2020  
Snapshot date: 01/01/2021

Date	DOC Adult	Community Corrections	Jail DOC Contract	Jail Felony Level 6 Diversions	Total
11/1/2018	26,505	17,984	212	2,420	47,121
12/1/2018	26,510	17,609	230	2,336	46,685
1/1/2019	26,562	17,685	315	2,341	46,903
2/1/2019	26,468	17,291	298	2,398	46,455
3/1/2019	26,545	17,235	249	2,445	46,474
4/1/2019	26,619	17,373	376	2,473	46,841
5/1/2019	26,731	17,659	297	2,554	47,241
6/1/2019	26,791	17,521	356	2,640	47,308
7/1/2019	26,881	17,606	225	2,627	47,339
8/1/2019	26,858	17,730	316	2,611	47,515
9/1/2019	27,005	17,950	314	2,653	47,922
10/1/2019	26,962	18,254	307	2,570	48,093
11/1/2019	26,940	18,343	234	2,621	48,138
12/1/2019	26,895	18,165	245	2,664	47,969
1/1/2020	26,952	17,225	316	2,547	47,070
2/1/2020	26,875	16,150	355	2,343	45,723
3/1/2020	26,891	16,055	414	2,241	45,601
4/1/2020	26,936	16,179	236	2,052	45,403
5/1/2020	26,418	15,835	297	1,693	42,866
6/1/2020	25,876	15,522	533	1,508	43,439
7/1/2020	25,385	15,993	499	1,564	43,441
8/1/2020	25,023	15,608	681	1,554	42,866
9/1/2020	24,513	15,771	904	1,598	42,786
10/1/2020	24,350	15,915	832	1,632	42,729
11/1/2020	24,203	16,108	855	1,579	42,745
12/1/2020	23,978	16,423	837	1,668	42,906
1/1/2021	↓ 23,726	↓ 16,369	↑ 1,008	↑ 1,681	↓ 42,784



Note: As of 01/01/2020, certified court program populations are reported in the CRRP Monthly Snapshot.



INDIANA DEPARTMENT OF CORRECTION  
ADULT OFFENDERS  
Population Trend Summary  
for December 2020  
Snapshot date: 01/01/2021

INDIANA DEPARTMENT OF CORRECTION  
by Facility and Highest Felony Classification  
for December 2020  
Snapshot date: 01/01/2021

Minimum Security - Adult MALE																
Facility Name	Beds	Offenders	% Capacity	Murder	FA	FB	FC	FD	F1	F2	F3	F4	F5	F6	HO	
Chain O'Lakes	102	123	120.6%	0	10	13	0	0	0	1	9	23	51	16	0	
Edinburgh	344	274	79.7%	0	7	28	9	2	0	13	15	58	109	32	1	
Miami - MCA	204	90	44.1%	13	20	14	1	0	0	7	5	12	14	4	0	
New Castle - NCA	204	128	62.7%	0	3	16	3	1	0	6	3	24	57	15	0	
Pendleton - IRO	220	137	62.3%	17	24	19	2	1	0	5	14	14	31	10	0	
Westville - WCA	379	330	87.1%	12	26	46	3	0	0	5	52	69	103	14	0	
Wabash Valley - WVA	198	149	75.3%	0	4	13	2	1	0	10	6	45	58	10	0	
<b>Sub-Total</b>	<b>1,651</b>	<b>1,231</b>	<b>74.6%</b>	<b>42</b>	<b>94</b>	<b>149</b>	<b>20</b>	<b>5</b>	<b>0</b>	<b>47</b>	<b>104</b>	<b>245</b>	<b>423</b>	<b>101</b>	<b>1</b>	

Re-Entry & Work Release - Adult MALE																
Facility Name	Beds	Offenders	% Capacity	Murder	FA	FB	FC	FD	F1	F2	F3	F4	F5	F6	HO	
Bartholomew Co. Re-Entry	20	10	50.0%	0	0	1	0	0	0	0	1	1	3	4	0	
Lake Co. Re-Entry	10	7	70.0%	0	0	1	0	0	0	0	2	0	3	1	0	
South Bend Re-Entry	201	118	58.7%	13	17	22	6	1	0	3	8	20	24	4	0	
VOA/Hope Hall Re-Entry	20	26	130.0%	0	2	6	1	0	0	1	0	8	8	0	0	
Starke Co. PI - TC	48	21	43.8%	0	0	5	0	0	0	0	1	7	7	1	0	
<b>Sub-Total</b>	<b>299</b>	<b>182</b>	<b>60.9%</b>	<b>13</b>	<b>19</b>	<b>35</b>	<b>7</b>	<b>1</b>	<b>0</b>	<b>4</b>	<b>12</b>	<b>36</b>	<b>45</b>	<b>10</b>	<b>0</b>	

Medium Security - Adult MALE																
Facility Name	Beds	Offenders	% Capacity	Murder	FA	FB	FC	FD	F1	F2	F3	F4	F5	F6	HO	
Branchville	1,533	1,339	87.3%	30	87	149	26	4	2	124	221	291	337	67	1	
Correctional Industrial	1,495	1,333	89.2%	76	181	241	23	2	18	204	244	143	163	38	0	
Indiana State Prison ISO	385	301	78.2%	33	76	38	7	0	0	7	29	34	62	15	0	
Plainfield	1,752	1,400	79.9%	67	113	209	38	1	1	60	189	243	391	88	0	
Putnamville	2,517	1,886	74.9%	60	127	264	33	5	0	96	287	367	507	140	0	
Heritage Trail	916	694	75.8%	2	6	52	8	5	0	19	108	145	288	61	0	
Westville	2,941	2,243	76.3%	72	249	292	43	3	5	108	369	398	584	120	0	
New Castle	2,431	2,296	94.4%	11	687	488	77	3	24	17	251	493	225	20	0	
<b>Sub-Total</b>	<b>13970</b>	<b>11492</b>	<b>82.3%</b>	<b>351</b>	<b>1,526</b>	<b>1,733</b>	<b>255</b>	<b>23</b>	<b>50</b>	<b>635</b>	<b>1,698</b>	<b>2,114</b>	<b>2,557</b>	<b>549</b>	<b>1</b>	

Note: 34 offenders have missing sentencing data due to processing or because of safekeeper status.

INDIANA DEPARTMENT OF CORRECTION  
by Facility and Highest Felony Classification  
for December 2020  
Snapshot date: 01/01/2021

Maximum Security - Adult MALE															
Facility Name	Beds	Offenders	% Capacity	Murder	FA	FB	FC	FD	F1	F2	F3	F4	F5	F6	HO
Miami	2,984	2,096	70.2%	235	302	273	13	0	199	365	351	190	146	22	0
Indiana State Prison	2,077	1,926	92.7%	661	548	211	15	0	147	115	96	63	62	8	0
Pendleton	1,449	1,394	96.2%	441	414	143	6	0	99	93	90	49	49	10	0
Pendleton Treatment Unit	260	178	68.5%	35	42	30	3	0	5	9	13	14	26	1	0
ISR Secure Housing Unit	69	57	82.6%	9	11	17	1	0	1	4	5	3	5	1	0
New Castle Annex	486	389	80.0%	59	102	85	4	0	9	17	45	28	31	9	0
New Castle Mental Health	128	109	85.2%	21	24	13	1	1	3	5	7	9	23	2	0
WCU Secure Housing Unit	110	107	97.3%	18	15	31	2	0	3	2	12	8	14	2	0
Wabash Valley	1,785	1,714	96.0%	508	544	181	11	0	125	99	92	59	83	12	0
WVS Secure Housing Unit	216	188	87.0%	38	27	39	1	0	3	10	30	13	24	3	0
<b>Sub-Total</b>	<b>9,564</b>	<b>8,158</b>	<b>85.3%</b>	<b>2,025</b>	<b>2,029</b>	<b>1,023</b>	<b>57</b>	<b>1</b>	<b>594</b>	<b>719</b>	<b>741</b>	<b>436</b>	<b>463</b>	<b>70</b>	<b>0</b>

Intake Facility - Adult MALE															
Reception Diag. Center	695	437	62.9%	3	3	34	10	2	10	33	63	86	143	50	0
<b>Sub-Total</b>	<b>695</b>	<b>437</b>	<b>62.9%</b>	<b>3</b>	<b>3</b>	<b>34</b>	<b>10</b>	<b>2</b>	<b>10</b>	<b>33</b>	<b>63</b>	<b>86</b>	<b>143</b>	<b>50</b>	<b>0</b>

Minimum Security & Re-Entry - Adult FEMALE															
Facility Name	Beds	Offenders	% Capacity	Murder	FA	FB	FC	FD	F1	F2	F3	F4	F5	F6	HO
Madison	848	518	61.1%	5	25	26	1	1	0	53	89	144	131	43	0
Jefferson Co. Re-Entry	72	40	55.6%	1	4	7	1	0	0	2	12	7	6	0	0
Crane House	45	36	80.0%	0	5	3	0	0	0	0	6	7	10	5	0
<b>Sub-Total</b>	<b>965</b>	<b>594</b>	<b>61.6%</b>	<b>6</b>	<b>34</b>	<b>36</b>	<b>2</b>	<b>1</b>	<b>0</b>	<b>55</b>	<b>107</b>	<b>158</b>	<b>147</b>	<b>48</b>	<b>0</b>

Medium Security - Adult FEMALE															
Facility Name	Beds	Offenders	% Capacity	Murder	FA	FB	FC	FD	F1	F2	F3	F4	F5	F6	HO
Rockville	1,041	890	85.5%	49	84	52	14	1	35	126	159	133	171	66	0
<b>Sub-Total</b>	<b>1,041</b>	<b>890</b>	<b>85.5%</b>	<b>49</b>	<b>84</b>	<b>52</b>	<b>14</b>	<b>1</b>	<b>35</b>	<b>126</b>	<b>159</b>	<b>133</b>	<b>171</b>	<b>66</b>	<b>0</b>

Maximum Security - Adult FEMALE															
Women's Prison	727	607	83.5%	74	54	30	6	1	19	65	89	80	123	66	0
Rockville Intake	212	101	47.6%	1	0	5	1	0	2	11	18	18	28	17	0
<b>Sub-Total</b>	<b>939</b>	<b>708</b>	<b>75.4%</b>	<b>75</b>	<b>54</b>	<b>35</b>	<b>7</b>	<b>1</b>	<b>21</b>	<b>76</b>	<b>107</b>	<b>98</b>	<b>151</b>	<b>83</b>	<b>0</b>

<b>TOTAL</b>	<b>29,124</b>	<b>23,692</b>	<b>81.3%</b>	<b>2,564</b>	<b>3,843</b>	<b>3,097</b>	<b>372</b>	<b>35</b>	<b>710</b>	<b>1,695</b>	<b>2,991</b>	<b>3,306</b>	<b>4,100</b>	<b>977</b>	<b>2</b>
--------------	---------------	---------------	--------------	--------------	--------------	--------------	------------	-----------	------------	--------------	--------------	--------------	--------------	------------	----------

Note: 34 offenders have missing sentencing data due to processing or because of safekeeper status.

INDIANA DEPARTMENT OF CORRECTION  
ADULT OFFENDERS  
by Most Serious Offense, Alphabetical  
for December 2020  
Snapshot date: 01/01/2021

MSO	Murder	FA	FB	FC	FD	F1	F2	F3	F4	F5	F6	HO*	Total
Accident Fail To Stop Resulting in Serious Injury or Death	.	.	.	.	.	.	.	.	.	14	.	.	14
Aggravated Battery	.	.	117	.	.	15	.	339	.	.	.	.	471
Aiding Inducing/Causing An Offense	.	43	40	1	.	13	22	56	36	34	3	.	248
Arson	.	13	31	.	.	.	3	3	76	.	.	.	126
Assisting A Criminal	.	.	.	1	.	.	.	.	.	16	1	.	18
Assisting Suicide	.	.	.	.	.	.	.	.	.	1	.	.	1
Attempt To Commit Felony	.	433	72	2	.	126	44	102	25	63	5	.	872
Attempted Murder	.	.	.	.	.	5	.	.	.	.	.	.	5
Auto Theft, Receiving Stolen Auto Parts	.	.	.	2	1	.	.	.	.	39	27	.	69
Battery	.	22	25	31	1	.	8	41	4	512	34	.	678
Battery By Bodily Waste	.	.	1	.	.	.	.	.	.	.	.	.	1
Battery To A Child Causing Death	.	3	.	.	.	.	.	.	.	.	.	.	3
Bribery	.	.	.	.	.	.	.	.	.	5	.	.	5
Burglary	.	230	581	63	.	39	158	46	821	457	.	.	2,395
Carjacking	.	.	24	.	.	.	.	.	.	.	.	.	24
Causing Suicide	.	.	1	.	.	.	.	.	.	.	.	.	1
Check Deception	.	.	.	.	.	.	.	.	.	.	2	.	2
Check Fraud	.	.	.	2	1	.	.	.	.	1	.	.	4
Child Exploitation	.	.	.	5	1	.	.	.	13	27	.	.	46
Child Molesting	.	1,309	294	67	.	382	5	157	353	.	.	.	2,567
Child Possession of Firearm	.	.	.	.	.	.	.	.	.	5	.	.	5
Child Seduction	.	.	.	2	.	.	.	.	.	5	.	.	7
Child Solicitation	.	.	.	1	.	.	.	.	25	33	.	.	59
Conspiracy	.	77	42	1	.	11	72	58	18	26	1	.	306
Contributing To The Delinquency Of Minor	.	.	.	.	.	.	.	.	.	.	1	.	1
Controlled Substance Registration	.	.	.	1	.	.	.	.	.	1	1	.	3
Conversion	.	.	.	.	.	.	.	.	.	7	.	.	7
Corrupt Business Influence	.	.	.	8	.	.	.	.	.	26	.	.	34
Criminal Confinement	.	.	90	7	1	.	13	129	5	88	4	.	337
Criminal Deviate Conduct	.	124	63	.	.	.	.	.	.	.	.	.	187
Criminal Recklessness	.	.	.	3	.	.	.	.	.	36	12	.	51
Criminal Trespass	.	.	.	.	.	.	.	.	.	.	1	.	1
Dangerous Control Of A Handgun	.	.	.	.	.	.	.	.	.	1	.	.	1
Dealing In Cocaine Or Narcotic Drug	.	515	266	.	.	.	334	197	235	139	.	.	1,686
Dealing In Marijuana, Hash, or Hash Oil	.	.	.	.	.	.	.	.	.	10	3	.	13
Dealing In Methamphetamine	.	160	258	.	.	.	758	446	548	248	.	.	2,418
Dealing In Schedule I, II, or III Controlled Substance	.	50	128	.	.	.	22	28	23	13	1	.	265
Dealing In Schedule IV Controlled Substance	.	.	5	.	.	.	.	10	4	1	.	.	20
Dealing In Schedule V Controlled Substance	.	.	.	.	.	.	.	.	2	.	.	.	2
Dealing Possessing Look-Alike Substance	.	.	.	1	.	.	.	.	.	19	5	.	25
Dealing Substance Resulting in Death	.	.	.	.	.	.	.	1	.	.	.	.	1
Disarming A Law Enforcement Officer	.	.	.	1	.	.	.	2	.	13	.	.	16
Dissemination Of Matter Harmful To Minor	.	.	.	.	.	.	.	.	.	.	1	.	1
Domestic Battery	.	.	.	.	.	.	.	.	.	249	40	.	289
Domestic Battery Resulting in Death Under 14	.	.	.	.	.	.	1	.	.	.	.	.	1
Domestic Battery with Serious Bodily Injury Under Age 14	.	.	.	.	.	.	.	7	.	.	.	.	7
Escape	.	.	.	.	.	.	.	.	4	114	111	.	229
Fail To Return To Accident Resulting in Serious Injury	.	.	.	.	.	.	.	23	.	.	.	.	23
Fail To Stop After Accident - Operating Vehicle Intoxicated	.	.	2	.	.	.	.	.	.	.	.	.	2
Failure Of Sex Offender To Possess Id	.	.	.	.	1	.	.	.	.	.	.	.	1
Failure To Appear	.	.	.	.	.	.	.	.	.	.	3	.	3
Failure To Register As A Sex Offender	.	.	.	3	.	.	.	.	.	141	6	.	150

Note: 34 offenders have missing sentencing data due to processing or because of safekeeper status.

INDIANA DEPARTMENT OF CORRECTION  
ADULT OFFENDERS  
by Most Serious Offense, Alphabetical  
for December 2020  
Snapshot date: 01/01/2021

MSO	Murder	FA	FB	FC	FD	F1	F2	F3	F4	F5	F6	HO*	Total
Failure To Return Lawful Detention/Escape	.	.	6	4	1	.	.	.	.	.	.	.	11
Firearm Within 1 Mile School Property Without License	.	.	.	4	.	.	.	.	.	.	.	.	4
Forgery,Counterfeiting,Application Fraud	.	.	.	38	.	.	.	.	.	.	18	.	56
Fraud	.	.	.	.	.	.	.	.	.	.	11	.	11
Fraud On A Financial Institution	.	.	.	5	.	.	.	.	.	55	.	.	60
Gang Activity	.	.	.	.	.	.	.	.	.	.	1	.	1
Give False Info On Purchase Of Handgun	.	.	.	.	.	.	.	.	.	1	.	.	1
Habitual Offender	.	.	.	.	.	.	.	.	.	.	.	1	1
Habitual Vehicular Subst Offender	.	.	.	.	.	.	.	.	.	.	.	1	1
Handgun Violation	.	.	.	4	.	.	.	.	.	315	.	.	319
Home Improvement Fraud Offenses	.	.	.	2	.	.	.	.	.	1	.	.	3
Human Sexual Trafficking	.	.	3	.	.	.	1	4	.	.	.	.	8
Identity Deception	.	.	.	.	1	.	.	.	.	1	8	.	10
Incest	.	.	16	2	.	.	.	.	4	9	.	.	31
Inmate Fraud	.	.	.	.	.	.	.	.	.	1	.	.	1
Insurance Fraud	.	.	.	.	.	.	.	.	.	1	.	.	1
Interference W/Medical Services	.	.	.	.	.	.	.	.	.	2	.	.	2
Intimidation	.	.	.	4	1	.	.	.	.	112	17	.	134
Invasion Of Privacy	.	.	.	.	.	.	.	.	.	.	11	.	11
Involuntary Manslaughter	.	.	.	.	.	.	.	.	.	4	.	.	4
Kidnapping	.	79	.	.	.	.	10	23	1	10	.	.	123
Maintaining Common Nuisance	.	.	.	.	.	.	.	.	.	.	9	.	9
Make False Sales Doc	.	.	.	.	.	.	.	.	.	.	1	.	1
Manufacture Methamphetamine	.	.	.	.	.	.	.	3	16	.	.	.	19
Manufacturing Methamphetamine	.	.	.	.	.	.	1	.	.	.	.	.	1
Murder	2,564	.	.	.	.	.	.	.	.	.	.	.	2,564
Neglect Of A Dependent	.	.	13	1	.	.	.	.	.	30	4	.	48
Neglect Of A Dependent Resulting in Serious Injury	.	.	.	.	.	.	.	78	.	.	.	.	78
Neglect Of Dependent Resulting In Death	.	53	.	.	.	52	.	.	.	.	.	.	105
Non Support Of Dependent Child	.	.	.	35	5	.	.	.	.	18	8	.	66
Obliterating Handgun I.D.	.	.	.	.	.	.	.	.	.	21	.	.	21
Obstruction Of Justice	.	.	.	.	.	.	.	.	.	12	5	.	17
Official Misconduct	.	.	.	.	.	.	.	.	.	.	1	.	1
Oper Veh Intox Alcohol Conc >=.15	.	.	.	.	.	.	.	.	.	.	.	.	1
Operate Vehicle After Suspended For Life	.	.	.	5	.	.	.	.	.	243	.	.	248
Operating Vehicle - Schedule I or II Controlled Substance	.	.	.	.	1	.	.	.	.	.	.	.	1
Operating Vehicle Intoxicated	.	.	.	.	.	.	.	.	.	2	.	.	2
Operating Vehicle Intoxicated Resulting in Death	.	.	16	.	.	.	.	.	64	18	.	.	98
Operating Vehicle Intoxicated Resulting in Serious Bodily Injury	.	.	.	.	.	.	.	.	.	16	2	.	18
Operating Vehicle Intoxicated-Prior Conviction	.	.	.	.	1	.	.	.	.	.	17	.	18
Operating Vehicle While Intoxicated - Endangering Person	.	.	.	.	1	.	.	.	.	.	.	.	1
Operating Vehicle While Intoxicated - Prior Conviction	.	.	.	.	.	.	.	.	.	6	.	.	6
Operating Vehicle With Schedule I,II in Body - Causing Death	.	.	.	.	.	.	.	.	2	.	.	.	2
Operating Vehicle-Habit Traffic Violator	.	.	.	.	2	.	.	.	.	.	15	.	17
Operating a Vehicle Intoxicated with Controlled Substance	.	.	.	.	.	.	.	.	.	.	.	.	1
Opererating Vehicle While Intoxicated - Prior Conviction	.	.	.	.	.	.	.	.	.	.	53	.	53
Overpass Mischief/Serious Bodily Injury	.	.	.	.	.	.	.	.	.	1	.	.	1
PROMOTING CHILD SEX. TRAFFICKING	.	.	.	.	.	.	.	1	.	.	.	.	1
Pharmacy Robbery	.	.	.	.	.	.	.	.	1	.	.	.	1
Pointing a Firearm	.	.	.	.	.	.	.	.	.	.	1	.	1
Possess Chemical Reagents Or Precursors	.	.	.	2	.	.	.	.	.	.	.	.	2
Possess Destructive Device Or Explosive	.	1	.	.	.	.	6	.	.	2	.	.	9

Note: 34 offenders have missing sentencing data due to processing or because of safekeeper status.

INDIANA DEPARTMENT OF CORRECTION  
ADULT OFFENDERS  
by Most Serious Offense, Alphabetical  
for December 2020  
Snapshot date: 01/01/2021

MSO	Murder	FA	FB	FC	FD	F1	F2	F3	F4	F5	F6	HO*	Total
Possess of Precursors	.	.	.	.	.	.	.	.	.	1	.	.	1
Possession Of A Controlled Substance	.	.	1	3	.	.	.	.	.	.	.	.	4
Possession Of A Machine Gun Or Bomb	.	.	.	.	.	.	.	.	.	2	.	.	2
Possession Of Child Pornography	.	.	.	.	.	.	.	.	.	27	1	.	28
Possession Of Cocaine Or Narcotic Drug	.	26	19	6	.	.	.	50	49	93	51	.	294
Possession Of Dangerous Device	.	.	.	.	.	.	.	.	11	5	.	.	16
Possession Of Marijuana, Hash, Hash Oil	.	.	.	.	1	.	.	.	.	.	.	.	1
Possession Of Methamphetamine	.	1	22	2	2	.	.	168	244	332	200	.	971
Possession Of Syringes Or Needles	.	.	.	.	1	.	.	.	.	4	53	.	58
Possession Or Use Of Legend Drug	.	.	.	.	.	.	.	.	.	2	5	.	7
Prisoner Poss. Dangerous Device/Material	.	.	3	.	.	.	.	.	.	.	.	.	3
Promoting Prostitution	.	.	.	.	.	.	.	.	.	6	.	.	6
Promoting Prostitution Under Age 18	.	.	3	.	.	.	.	.	2	.	.	.	5
Public Indecency	.	.	.	.	.	.	.	.	.	.	1	.	1
Rape	.	236	106	.	.	67	.	135	.	.	.	.	544
Reckless Homicide	.	.	.	4	.	.	.	.	.	33	.	.	37
Removing, Damaging, Or Altering a VIN	.	.	.	1	.	.	.	.	.	.	.	.	1
Residential Entry	.	.	.	.	1	.	.	.	.	.	13	.	14
Resisting Law Enforcement	.	.	3	1	.	.	1	11	.	9	46	.	71
Robbery	.	214	543	32	.	.	114	873	.	193	.	.	1,969
Sale Of Unregistered Security	.	.	.	1	.	.	.	.	.	.	.	.	1
Sex Predator Unlawful Job Near Children	.	.	.	.	.	.	.	.	.	1	.	.	1
Sexual Battery	.	.	.	.	2	.	.	.	4	.	3	.	9
Sexual Misconduct With A Minor	.	3	125	8	.	.	.	.	154	68	.	.	358
Stalking	.	.	2	2	.	.	.	.	8	21	3	.	36
Strangulation	.	.	.	.	.	.	.	.	.	3	11	.	14
Synthetic Identity Deception	.	.	.	.	.	.	.	.	.	.	5	.	5
Theft,Receiving Stolen Property	.	.	.	2	8	.	.	.	.	45	138	.	193
Trafficking With An Inmate	.	.	.	2	.	.	.	.	.	27	.	.	29
Unlawful Firearm Poss By Serious Felon	.	.	148	.	.	.	.	.	550	.	.	.	698
Unlawful Transfer of Handgun Ownership	.	.	.	.	.	.	.	.	.	1	.	.	1
Unlawful Use Of Body Armor	.	.	.	.	.	.	.	.	.	.	1	.	1
Vicarious Sexual Gratification	.	.	1	.	.	.	.	.	4	1	.	.	6
Violate Condition Lifetime Parole W/ Minr	.	.	.	.	.	.	.	.	.	.	1	.	1
Violate Condition Lifetime Parole w/ Minr	.	.	.	.	.	.	.	.	.	1	.	.	1
Voluntary Manslaughter	.	250	27	.	.	.	121	.	.	.	.	.	398
Welfare Fraud	.	.	.	.	1	.	.	.	.	.	1	.	2

INDIANA DEPARTMENT OF CORRECTION  
ADULT OFFENDERS  
by Most Serious Offense, Ranked  
for December 2020  
Snapshot date: 01/01/2021

MSO	Murder	FA	FB	FC	FD	F1	F2	F3	F4	F5	F6	HO*	Total
Child Molesting	.	1,309	294	67	.	382	5	157	353	.	.	.	2,567
Murder	2,564	.	.	.	.	.	.	.	.	.	.	.	2,564
Dealing In Methamphetamine	.	160	258	.	.	.	758	446	548	248	.	.	2,418
Burglary	.	230	581	63	.	39	158	46	821	457	.	.	2,395
Robbery	.	214	543	32	.	.	114	873	.	193	.	.	1,969
Dealing In Cocaine Or Narcotic Drug	.	515	266	.	.	.	334	197	235	139	.	.	1,686
Possession Of Methamphetamine	.	1	22	2	2	.	.	168	244	332	200	.	971
Attempt To Commit Felony	.	433	72	2	.	126	44	102	25	63	5	.	872
Unlawful Firearm Poss By Serious Felon	.	.	148	.	.	.	.	.	550	.	.	.	698
Battery	.	22	25	31	1	.	8	41	4	512	34	.	678
Rape	.	236	106	.	.	67	.	135	.	.	.	.	544
Aggravated Battery	.	.	117	.	.	15	.	339	.	.	.	.	471
Voluntary Manslaughter	.	250	27	.	.	.	121	.	.	.	.	.	398
Sexual Misconduct With A Minor	.	3	125	8	.	.	.	.	154	68	.	.	358
Criminal Confinement	.	.	90	7	1	.	13	129	5	88	4	.	337
Handgun Violation	.	.	.	4	.	.	.	.	.	315	.	.	319
Conspiracy	.	77	42	1	.	11	72	58	18	26	1	.	306
Possession Of Cocaine Or Narcotic Drug	.	26	19	6	.	.	.	50	49	93	51	.	294
Domestic Battery	.	.	.	.	.	.	.	.	.	249	40	.	289
Dealing In Schedule I, II, or III Controlled Substance	.	50	128	.	.	.	22	28	23	13	1	.	265
Aiding Inducing/Causing An Offense	.	43	40	1	.	13	22	56	36	34	3	.	248
Operate Vehicle After Suspended For Life	.	.	.	5	.	.	.	.	.	243	.	.	248
Escape	.	.	.	.	.	.	.	.	4	114	111	.	229
Theft,Receiving Stolen Property	.	.	.	2	8	.	.	.	.	45	138	.	193
Criminal Deviate Conduct	.	124	63	.	.	.	.	.	.	.	.	.	187
Failure To Register As A Sex Offender	.	.	.	3	.	.	.	.	.	141	6	.	150
Intimidation	.	.	.	4	1	.	.	.	.	112	17	.	134
Arson	.	13	31	.	.	.	3	3	76	.	.	.	126
Kidnapping	.	79	.	.	.	.	10	23	1	10	.	.	123
Neglect Of Dependent Resulting In Death	.	53	.	.	.	52	.	.	.	.	.	.	105
Operating Vehicle Intoxicated Resulting in Death	.	.	16	.	.	.	.	.	64	18	.	.	98
Neglect Of A Dependent Resulting in Serious Injury	.	.	.	.	.	.	.	78	.	.	.	.	78
Resisting Law Enforcement	.	.	3	1	.	.	1	11	.	9	46	.	71
Auto Theft, Receiving Stolen Auto Parts	.	.	.	2	1	.	.	.	.	39	27	.	69
Non Support Of Dependent Child	.	.	.	35	5	.	.	.	.	18	8	.	66
Fraud On A Financial Institution	.	.	.	5	.	.	.	.	.	55	.	.	60
Child Solicitation	.	.	.	1	.	.	.	.	25	33	.	.	59
Possession Of Syringes Or Needles	.	.	.	.	1	.	.	.	.	4	53	.	58
Forgery,Counterfeiting,Application Fraud	.	.	.	38	.	.	.	.	.	.	18	.	56
Opererating Vehicle While Intoxicated - Prior Conviction	.	.	.	.	.	.	.	.	.	.	53	.	53
Criminal Recklessness	.	.	.	3	.	.	.	.	.	36	12	.	51

Note: 34 offenders have missing sentencing data due to processing or because of safekeeper status.

INDIANA DEPARTMENT OF CORRECTION  
ADULT OFFENDERS  
by Most Serious Offense, Ranked  
for December 2020  
Snapshot date: 01/01/2021

MSO	Murder	FA	FB	FC	FD	F1	F2	F3	F4	F5	F6	HO*	Total
Neglect Of A Dependent	.	.	13	1	.	.	.	.	.	30	4	.	48
Child Exploitation	.	.	.	5	1	.	.	.	13	27	.	.	46
Reckless Homicide	.	.	.	4	.	.	.	.	.	33	.	.	37
Stalking	.	.	2	2	.	.	.	.	8	21	3	.	36
Corrupt Business Influence	.	.	.	8	.	.	.	.	.	26	.	.	34
Incest	.	.	16	2	.	.	.	.	4	9	.	.	31
Trafficking With An Inmate	.	.	.	2	.	.	.	.	.	27	.	.	29
Possession Of Child Pornography	.	.	.	.	.	.	.	.	.	27	1	.	28
Dealing Possessing Look-Alike Substance	.	.	.	1	.	.	.	.	.	19	5	.	25
Carjacking	.	.	24	.	.	.	.	.	.	.	.	.	24
Fail To Return To Accident Resulting in Serious Injury	.	.	.	.	.	.	.	23	.	.	.	.	23
Obliterating Handgun I.D.	.	.	.	.	.	.	.	.	.	21	.	.	21
Dealing In Schedule IV Controlled Substance	.	.	5	.	.	.	.	10	4	1	.	.	20
Manufacture Methamphetamine	.	.	.	.	.	.	.	3	16	.	.	.	19
Assisting A Criminal	.	.	.	1	.	.	.	.	.	16	1	.	18
Operating Vehicle Intoxicated Resulting in Serious Bodily Injury	.	.	.	.	.	.	.	.	.	16	2	.	18
Operating Vehicle Intoxicated-Prior Conviction	.	.	.	.	1	.	.	.	.	.	17	.	18
Obstruction Of Justice	.	.	.	.	.	.	.	.	.	12	5	.	17
Operating Vehicle-Habit Traffic Violator	.	.	.	.	2	.	.	.	.	.	15	.	17
Disarming A Law Enforcement Officer	.	.	.	1	.	.	.	2	.	13	.	.	16
Possession Of Dangerous Device	.	.	.	.	.	.	.	.	11	5	.	.	16
Accident Fail To Stop Resulting in Serious Injury or Death	.	.	.	.	.	.	.	.	.	14	.	.	14
Residential Entry	.	.	.	.	1	.	.	.	.	.	13	.	14
Strangulation	.	.	.	.	.	.	.	.	.	3	11	.	14
Dealing In Marijuana, Hash, or Hash Oil	.	.	.	.	.	.	.	.	.	10	3	.	13
Failure To Return Lawful Detention/Escape	.	.	6	4	1	.	.	.	.	.	.	.	11
Fraud	.	.	.	.	.	.	.	.	.	.	11	.	11
Invasion Of Privacy	.	.	.	.	.	.	.	.	.	.	11	.	11
Identity Deception	.	.	.	.	1	.	.	.	.	1	8	.	10
Maintaining Common Nuisance	.	.	.	.	.	.	.	.	.	.	9	.	9
Possess Destructive Device Or Explosive	.	1	.	.	.	.	6	.	.	2	.	.	9
Sexual Battery	.	.	.	.	2	.	.	.	4	.	3	.	9
Human Sexual Trafficking	.	.	3	.	.	.	1	4	.	.	.	.	8
Child Seduction	.	.	.	2	.	.	.	.	.	5	.	.	7
Conversion	.	.	.	.	.	.	.	.	.	7	.	.	7
Domestic Battery with Serious Bodily Injury Under Age 14	.	.	.	.	.	.	.	7	.	.	.	.	7
Possession Or Use Of Legend Drug	.	.	.	.	.	.	.	.	.	2	5	.	7
Operating Vehicle While Intoxicated - Prior Conviction	.	.	.	.	.	.	.	.	.	6	.	.	6
Promoting Prostitution	.	.	.	.	.	.	.	.	.	6	.	.	6
Vicarious Sexual Gratification	.	.	1	.	.	.	.	.	4	1	.	.	6
Attempted Murder	.	.	.	.	.	5	.	.	.	.	.	.	5

Note: 34 offenders have missing sentencing data due to processing or because of safekeeper status.



INDIANA DEPARTMENT OF CORRECTION  
ADULT OFFENDERS  
by Most Serious Offense, Ranked  
for December 2020  
Snapshot date: 01/01/2021

MSO	Murder	FA	FB	FC	FD	F1	F2	F3	F4	F5	F6	HO*	Total
Bribery	.	.	.	.	.	.	.	.	.	5	.	.	5
Child Possession of Firearm	.	.	.	.	.	.	.	.	.	5	.	.	5
Promoting Prostitution Under Age 18	.	.	3	.	.	.	.	.	2	.	.	.	5
Synthetic Identity Deception	.	.	.	.	.	.	.	.	.	.	5	.	5
Check Fraud	.	.	.	2	1	.	.	.	.	1	.	.	4
Firearm Within 1 Mile School Property Without License	.	.	.	4	.	.	.	.	.	.	.	.	4
Involuntary Manslaughter	.	.	.	.	.	.	.	.	.	4	.	.	4
Possession Of A Controlled Substance	.	.	1	3	.	.	.	.	.	.	.	.	4
Battery To A Child Causing Death	.	3	.	.	.	.	.	.	.	.	.	.	3
Controlled Substance Registration	.	.	.	1	.	.	.	.	.	1	1	.	3
Failure To Appear	.	.	.	.	.	.	.	.	.	.	3	.	3
Home Improvement Fraud Offenses	.	.	.	2	.	.	.	.	.	1	.	.	3
Prisoner Poss. Dangerous Device/Material	.	.	3	.	.	.	.	.	.	.	.	.	3
Check Deception	.	.	.	.	.	.	.	.	.	.	2	.	2
Dealing In Schedule V Controlled Substance	.	.	.	.	.	.	.	.	2	.	.	.	2
Fail To Stop After Accident - Operating Vehicle Intoxicated	.	.	2	.	.	.	.	.	.	.	.	.	2
Interference W/Medical Services	.	.	.	.	.	.	.	.	.	2	.	.	2
Operating Vehicle Intoxicated	.	.	.	.	.	.	.	.	.	2	.	.	2
Operating Vehicle With Schedule I,II in Body - Causing Death	.	.	.	.	.	.	.	.	2	.	.	.	2
Possess Chemical Reagents Or Precursors	.	.	.	2	.	.	.	.	.	.	.	.	2
Possession Of A Machine Gun Or Bomb	.	.	.	.	.	.	.	.	.	2	.	.	2
Welfare Fraud	.	.	.	.	1	.	.	.	.	.	1	.	2
Assisting Suicide	.	.	.	.	.	.	.	.	.	1	.	.	1
Battery By Bodily Waste	.	.	1	.	.	.	.	.	.	.	.	.	1
Causing Suicide	.	.	1	.	.	.	.	.	.	.	.	.	1
Contributing To The Delinquency Of Minor	.	.	.	.	.	.	.	.	.	.	1	.	1
Criminal Trespass	.	.	.	.	.	.	.	.	.	.	1	.	1
Dangerous Control Of A Handgun	.	.	.	.	.	.	.	.	.	1	.	.	1
Dealing Substance Resulting in Death	.	.	.	.	.	.	.	1	.	.	.	.	1
Dissemination Of Matter Harmful To Minor	.	.	.	.	.	.	.	.	.	.	1	.	1
Domestic Battery Resulting in Death Under 14	.	.	.	.	.	.	1	.	.	.	.	.	1
Failure Of Sex Offender To Possess Id	.	.	.	.	1	.	.	.	.	.	.	.	1
Gang Activity	.	.	.	.	.	.	.	.	.	.	1	.	1
Give False Info On Purchase Of Handgun	.	.	.	.	.	.	.	.	.	1	.	.	1
Habitual Offender	.	.	.	.	.	.	.	.	.	.	.	1	1
Habitual Vehicular Subst Offender	.	.	.	.	.	.	.	.	.	.	.	1	1
Inmate Fraud	.	.	.	.	.	.	.	.	.	1	.	.	1
Insurance Fraud	.	.	.	.	.	.	.	.	.	1	.	.	1
Make False Sales Doc	.	.	.	.	.	.	.	.	.	.	1	.	1
Manufacturing Methamphetamine	.	.	.	.	.	.	1	.	.	.	.	.	1
Official Misconduct	.	.	.	.	.	.	.	.	.	.	1	.	1

Note: 34 offenders have missing sentencing data due to processing or because of safekeeper status.

INDIANA DEPARTMENT OF CORRECTION  
ADULT OFFENDERS  
by Most Serious Offense, Ranked  
for December 2020  
Snapshot date: 01/01/2021

<b>MSO</b>	<b>Murder</b>	<b>FA</b>	<b>FB</b>	<b>FC</b>	<b>FD</b>	<b>F1</b>	<b>F2</b>	<b>F3</b>	<b>F4</b>	<b>F5</b>	<b>F6</b>	<b>HO*</b>	<b>Total</b>
Oper Veh Intox Alcohal Conc >=.15	.	.	.	.	.	.	.	.	.	.	.	.	1
Operating Vehicle - Schedule I or II Controlled Substance	.	.	.	.	1	.	.	.	.	.	.	.	1
Operating Vehicle While Intoxicated - Endangering Person	.	.	.	.	1	.	.	.	.	.	.	.	1
Operating a Vehicle Intoxicated with Controlled Substance	.	.	.	.	.	.	.	.	.	.	.	.	1
Overpass Mischief/Serious Bodily Injury	.	.	.	.	.	.	.	.	.	1	.	.	1
PROMOTING CHILD SEX. TRAFFICKING	.	.	.	.	.	.	.	1	.	.	.	.	1
Pharmacy Robbery	.	.	.	.	.	.	.	.	1	.	.	.	1
Pointing a Firearm	.	.	.	.	.	.	.	.	.	.	1	.	1
Possess of Precursors	.	.	.	.	.	.	.	.	.	1	.	.	1
Possession Of Marijuana, Hash, Hash Oil	.	.	.	.	1	.	.	.	.	.	.	.	1
Public Indecency	.	.	.	.	.	.	.	.	.	.	1	.	1
Removing, Damaging, Or Altering a VIN	.	.	.	1	.	.	.	.	.	.	.	.	1
Sale Of Unregistered Security	.	.	.	1	.	.	.	.	.	.	.	.	1
Sex Predator Unlawful Job Near Children	.	.	.	.	.	.	.	.	.	1	.	.	1
Unlawful Transfer of Handgun Ownership	.	.	.	.	.	.	.	.	.	1	.	.	1
Unlawful Use Of Body Armor	.	.	.	.	.	.	.	.	.	.	1	.	1
Violate Condition Lifetime Parole W/ Minr	.	.	.	.	.	.	.	.	.	.	1	.	1
Violate Condition Lifetime Parole w/ Minr	.	.	.	.	.	.	.	.	.	1	.	.	1
	<b>2,564</b>	<b>3,842</b>	<b>3,097</b>	<b>372</b>	<b>35</b>	<b>710</b>	<b>1,694</b>	<b>2,991</b>	<b>3,306</b>	<b>4,100</b>	<b>977</b>	<b>2</b>	<b>23,692</b>

Note: 34 offenders have missing sentencing data due to processing or because of safekeeper status.

Felony Levels By Facility  
For Most Serious Offense  
December 2020  
Snapshot Date: January 1st, 2020