

INDIANA NATIONAL GUARD STATE BUDGET COMMITTEE



Major General
R. Dale Lyles

OUR MISSION



The Indiana National Guard develops the most talented Soldiers and Airmen, in the best led teams, to fight and win our Nation's wars and serve the Hoosier state when called upon.



WHAT HAVE WE DONE




The INNG is there for the citizens of Indiana and the United States. Whether winter storms, flooding, hurricanes, civil disturbance, or pandemics, we are committed to ensuring that our communities respond to, and quickly recover from these events.

2020-2022 INNG Total
Mission Support =
7,740

2020-2022 Civil Support Response = **3,171 PAX**

COVID-19 Support Operations = **4,569 PAX**

Elements of the Indiana Army and Air National Guard (INNG) responded to the COVID-19 pandemic in support of State Agencies including IDHS, IDOH, Indiana Department of Corrections (IDOC) and Family and Social Services Administration (FSSA). INNG service members (SMs) conducted many different mission sets in a joint environment across the state for nearly 26 months IOT ensure no shortfalls in support to Civil Authorities and the State of Indiana.



UNCLASSIFIED/FOUO

MODERNIZATION INTRODUCTION



- What is an armory?
 - Safe Haven
 - Public Safety Hub
 - COVID Operations
 - Used for secure storage space for weapons, ammunition, and equipment
 - A space for drill/training on weekends
 - Recruiting Centers
 - Can serve as community centers



WHY NEEDED



- Backlogged repairs and maintenance
 - Average age 57 yrs
 - \$143M in backlogged Maintenance and Repair
- Disrepair forcing units to relocate
- Do not meet current Code requirements
 - American Disabilities Act, National Fire Protection, Environmental Protection Agency
- Armories do not reflect demographics
 - Many lack female restrooms and showers because armories predate the integration of women in 1978
- Future force requirements
 - Virtual training and WIFI
 - Modernized motor pools
 - Classification / security of classified equipment
- Condition of armories are negatively impacting recruiting efforts



WHY NEEDED – EVOLVING THREATS/RESPONSE



- Foreign adversaries
 - Infrastructure vulnerable to cyber attacks
- Natural Disasters
- Pandemics
- Civil Unrest



OUR PLAN



- **The 20 Year Plan**

- Consolidate
 - Divest 31 facilities to other State/Local agencies
 - 45% reduction in number of facilities
- Expand and Modernize
 - 38 legacy facilities
- Construct
 - 5 new facilities
- Results in 43 Modern Facilities
- Sustain
 - Funding level adequate to maintain new total



MODERNIZATION = CAPITAL INVESTMENT STRATEGY PHASE 1, FY23-28



		CY21				CY22				CY23				CY24				CY25				CY26				CY27				CY28				CY29				CY30			
FY Start	Armory / Facility	1st Qtr	2nd Qtr	3rd Qtr	4th Qtr	1st Qtr	2nd Qtr	3rd Qtr	4th Qtr	1st Qtr	2nd Qtr	3rd Qtr	4th Qtr	1st Qtr	2nd Qtr	3rd Qtr	4th Qtr	1st Qtr	2nd Qtr	3rd Qtr	4th Qtr	1st Qtr	2nd Qtr	3rd Qtr	4th Qtr	1st Qtr	2nd Qtr	3rd Qtr	4th Qtr	1st Qtr	2nd Qtr	3rd Qtr	4th Qtr	1st Qtr	2nd Qtr	3rd Qtr	4th Qtr				
FY22	Danville				Design				Construction	M	FD																														
FY23	Martinsville					FBR	SBR		Design				Construction	M	FD																										
FY23	Hamilton County (MILCON)				Design								Construction		M	FD																									
FY24	Columbus (UMMC)						SER			SLR	FBR	SBR		Design			Construction		M																						
FY24	Bloomington						SER			SLR	FBR	SBR		Design			Construction		M																						
FY25	LaPorte						SER			SLR					FBR	SBR		Design			Construction		M	FD																	
FY25	Vincennes						SER			SLR					FBR	SBR		Design			Construction		M																		
FY26	Elkhart														SER		SLR	FBR	SBR		Design			Construction		M	FD														
FY26	Indpls Tyndall														SER		SLR	FBR	SBR		Design			Construction		M	FD														
FY27	Crawfordsville														SER		SLR					FBR	SBR		Design			Construction		M	FD										
FY27	Warsaw														SER		SLR					FBR	SBR		Design			Construction		M											
FY28	Logansport																					SER		SLR	FBR	SBR		Design			Construction		M	FD							
FY28	Angola																					SER		SLR	FBR	SBR		Design			Construction		M								

State Executive Request	SER	Design	D
State Legislative Request	SLR	Construction	C
State Budget Request	SBR	Unit Move In	M
Federal Budget Request	FBR	Facility Divestiture	FD

Danville Armory (FY22, ~ \$5.5M):

- Started interior demolition 5 OCT 22, Estimated completion date OCT 2023

Martinsville (FY23, ~\$3.8M):

- Design pending receipt of funding (CRA impact).

Hamilton County Armory (FY23, ~\$26M):

- 75% design, anticipate contract award summer 2023

UNCLASSIFIED/FOUO

AGO FY24/25 BIENNIAL BUDGET REQUEST



Armory	Project Type	Biennium	State Share	Federal Share
State Wide	Preventive Maintenance	FY24-25 *	~\$2.0 M	~\$2.0 M
State Wide	Repair & Rehabilitation	FY24-25 *	~\$5.0 M	~\$5.0 M
Hamilton County	Line-Item (MILCON Tails, Utilities)	FY24-25	\$4.9 M	\$1.8 M
Columbus	Line-Item (Minor MILCON)	FY24-25	\$5.9 M	\$5.9 M
Bloomington	Line-Item (Rehab/Modernization)	FY24-25	\$3.5 M	\$4.9 M
LaPorte	Line-Item (Rehab/Modernization)	FY24-25	\$2.4 M	\$3.8 M
Vincennes	Line-Item (Rehab/Modernization)	FY24-25	\$2.6 M	\$3.8 M
Elkhart **	Line-Item (Rehab/Modernization)	FY26-27	\$3.5 M	\$5.5 M
Indpls Tyndall **	Line-Item (Rehab/Modernization)	FY26-27	\$5.5 M	\$9.5 M
Crawfordsville **	Line-Item (Rehab/Modernization)	FY26-27	\$3.6 M	\$6.3 M
Warsaw **	Line-Item (Rehab/Modernization)	FY26-27	\$3.2 M	\$5.7 M
Logansport **	Line-Item (Rehab/Modernization)	FY28-29	\$2.9 M	\$4.9 M
Angola **	Line-Item (Rehab/Modernization)	FY28-29	\$3.2 M	\$5.7 M
Richmond **	Line-Item (Rehab/Modernization)	FY28-29	\$4.0 M	\$7.8 M
Valparaiso **	Line-Item (Rehab/Modernization)	FY28-29	\$3.6 M	\$6.7 M
Muncie **	Line-Item (Rehab/Modernization)	FY30-31	\$4.5 M	\$9.2 M
Anderson **	Line-Item (Rehab/Modernization)	FY30-31	\$6.2 M	\$12.3 M
New Armory **	Line-Item (MILCON)	FY30-31	\$8.0 M	\$25.0 M

* - Annually

** - Cost Estimate based on Spring 2022 numbers

UNCLASSIFIED/FOUO

FEDERAL FRAMEWORK COMMITMENT TO MODERNIZATION



Repair & Rehabilitation

- 50/50 Cost Share

Preventative Maintenance

- 50/50 Cost Share

New Construction

- 75/25 Cost Share
- Every 5-7 years \$20M

WHY IS THIS IMPORTANT



- Investment in public Health & Safety
 - Assure safety and welfare for all Hoosiers
 - Disaster response
- Support Unit Preparedness / Readiness
- Provide quality facilities for our service members, families and communities



BLUFFTON ARMORY – MODERNIZATION FRAMEWORK



- Originally built in 1955 at 12,235sf
- Modernized and expanded in 2020 for \$3.67m. Included 2,214sf addition and renovations to:
 - Latrines/showers
 - Classrooms
 - Kitchen
 - Storefront/Entry
 - Ventilation / Air Conditioning
 - Secure and sufficient storage



BLUFFTON ARMORY KITCHEN



Before



After



UNCLASSIFIED/FOUO


BLUFFTON ARMORY RESTROOMS



Before



After



UNCLASSIFIED/FOUO




BLUFFTON ARMORY INTERIOR SPACE



Before



After



UNCLASSIFIED/FOUO

QUESTIONS?



Major General
R. Dale Lyles