

Grace Schools Charter Authority LLC

Authorizing

Dugger Union Community School



Seven Oaks Classical School



Smith Academy for Excellence



Otwell Miller Academy



Grace Schools Charter Authority LLC

Mission: Grace Schools Charter Authority LLC's mission is to provide educational choice by authorizing public charter schools in communities that express a desire for educational alternatives based on need or innovation and by promoting school accountability which impacts academic programs and student achievement.

Grace Schools Charter Authority LLC equips districts with professional standards and best practices to authorize and support quality public charter schools for all Indiana students.

Goals:

- *To identify and implement best practices in the charter schools Grace Schools Charter Authority LLC authorizes*
- *To promote a charter school application process that encourages operational performance and high-level student achievement*
- *To uphold school autonomy while maintaining strong accountability that monitors charter effectiveness*

Grace Schools Charter Authority LLC

Our Schools

School	Grades Served	Established	Model
Dugger Union Community School	K-12	2015	Traditional
Seven Oaks Classical School	K-9	2016	Classical
Smith Academy for Excellence	4-12	2012	Traditional
Otwell Miller Academy	K-5	2017	Traditional

Dugger Union Community School



Dugger Union Community School

ADDRESS

7356 East County Road 50 South
Dugger, IN 47848

TELEPHONE

(812) 789-2096

WEBSITE

duggerunionschools.org

Grades Served:	K-12
Year Opened:	2015
Final Year in Contract:	2021-2022 (7 year charter)
Total Enrollment:	546 students
School Leaders:	Darin Simpson Stephanie Kinnett

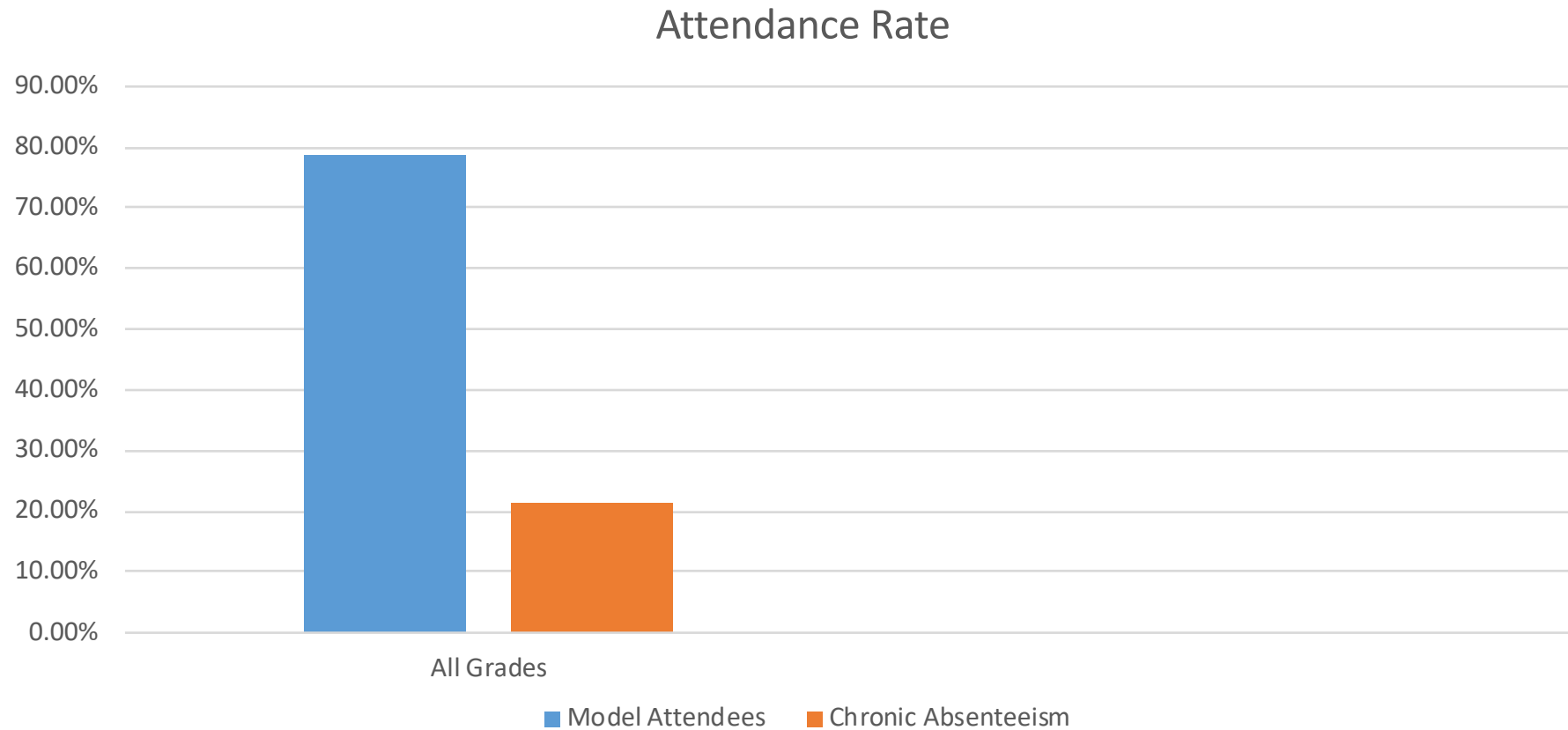
Enrollment Data

2020-2021 Academic Year

Enrollment by Grade		Ethnicity			Special Education		
Kindergarten	39	Hispanic	25	4.6%	General Education	427	85.7%
Grade 1	35	Multiracial			Special Education	119	21.9%
Grade 2	35	White	512	93.7%	English Language Learners		
Grade 3	42	Black/African American			Non-ELL	545	99.8%
Grade 4	38	Asian			ELL		
Grade 5	38	Meal Plan					
Grade 6	51						
Grade 7	34						
Grade 8	44						
Grade 9	63	Free/Reduced Price	315	57.7%			
Grade 10	48	Paid	231	42.3%			
Grade 11	43						
Grade 12	36						
TOTAL	546						

Attendance Rates

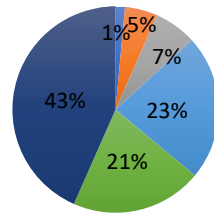
2020-2021 Academic Year



ILEARN Results

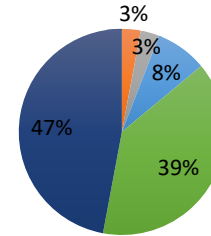
2020-2021 Academic Year

**English Language Arts
All Students**



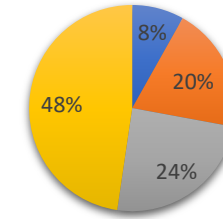
■ Above Proficiency ■ At Proficiency
■ Approaching Proficiency ■ Below Proficiency

**Mathematics
All Students**



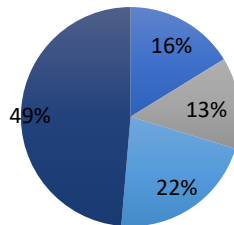
■ Above Proficiency ■ At Proficiency
■ Approaching Proficiency ■ Below Proficiency

**Science
All students**



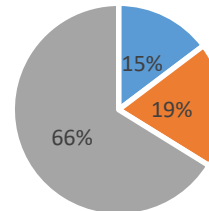
■ Above Proficiency ■ At Proficiency
■ Approaching Proficiency ■ Below Proficiency

**Social Studies
All Students**



■ Above Proficiency ■ At Proficiency
■ Approaching Proficiency ■ Below Proficiency

**Biology - Grade 10
% of Total**

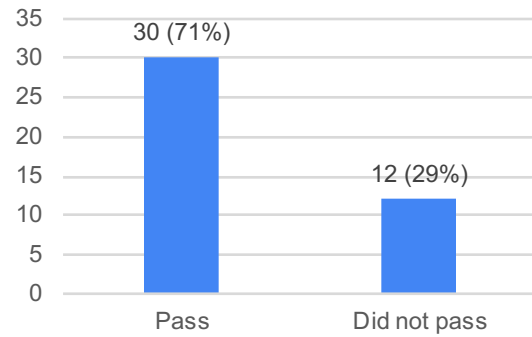


■ At Proficiency ■ Approaching Proficiency
■ Below Proficiency

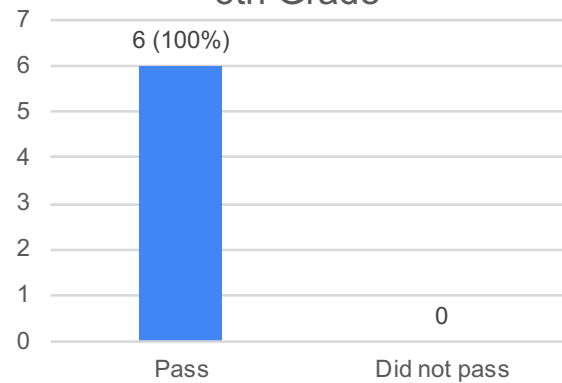
IREAD 3rd Grade Results

2020-2021 Academic Year

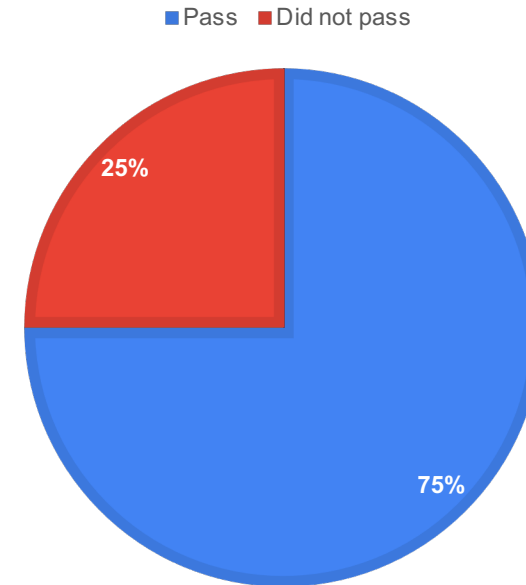
Grade 3



5th Grade




ALL STUDENTS




ISTEP+ Grade 10 Results

2020-2021 Academic Year

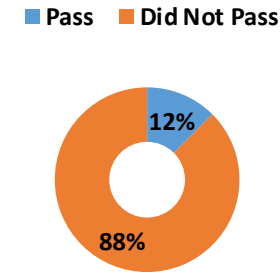
English Language Arts



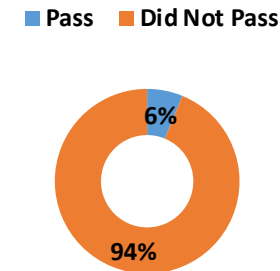
Mathematics



English Language Arts All Students



Mathematics All Students



Student Growth and Improvement

2020-2021 Academic Year

Growth Domain	
Elementary: English/Language Arts	54.9% met or exceeded their annual growth target (for Top 75% of students in these grades). 38.5% met or exceeded their annual growth target (for Bottom 25% of students in these grades). Student median growth in 46 th percentile.
Elementary: Mathematics	31.4% met or exceeded their annual growth target (for Top 75% of students in these grades) 11.5% met or exceeded their annual growth target (for Bottom 25% of students in these grades). Student median growth in 39 th percentile.
High School: English/Language Arts	100 % met or exceeded their annual growth target.
High School: Mathematics	Data suppressed due to small population.

Graduation and Expulsion Rates

2019-2020 Academic Year

Graduation Rate

34 students: 82.93%

Core 40 Diplomas: 26

Honors Diplomas: ■■■

General Diplomas: ■■■

Dugger Union had 41 seniors and 34 graduated.

Expulsion & Suspension Rates

Expulsions: ■■■

In School Suspensions: 77

Out of School Suspensions: 33

Safety & Discipline Issues

28 Incidents

College & Career Readiness (CCR)

45.7 % of students achieved CCR

Seven Oaks Classical School



Seven Oaks Classical School

ADDRESS

200 East Association Street
Ellettsville, IN 47429

TELEPHONE

(812) 935-5003

WEBSITE

sevenoaksclassical.org

Grades Served:	K-12
Year Opened:	2016
Final Year in Contract:	2023-2024 (7 year charter)
Total Enrollment:	387 students
School Leaders:	Dr. Stephen Shipp

Enrollment Data

2020-2021 Academic Year

Enrollment by Grade

Kindergarten	52
Grade 1	37
Grade 2	49
Grade 3	37
Grade 4	42
Grade 5	22
Grade 6	45
Grade 7	29
Grade 8	25
Grade 9	16
Grade 10	12
Grade 11	12
TOTAL	387

Ethnicity

African American		
Hispanic		
Multiracial	28	7.2%
White	346	89.4%
American Indian		
Asian		

Meal Plan

Free/ Reduced Price	85	21.9%
Paid	302	78.1%

Special Education

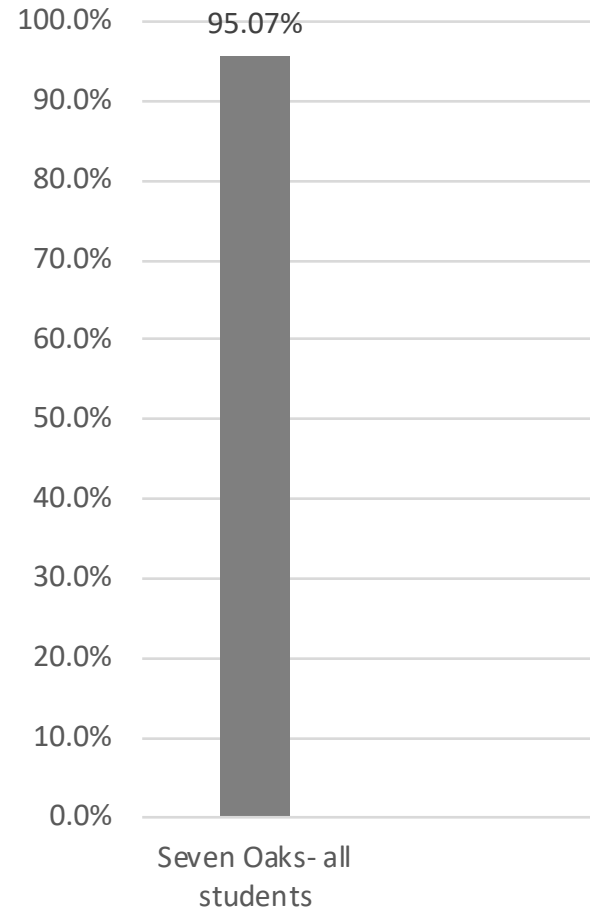
General Education	334	86%
Special Education	53	14%

English Language Learners

Non-ELL	386	99.7%
ELL		

Attendance Rates

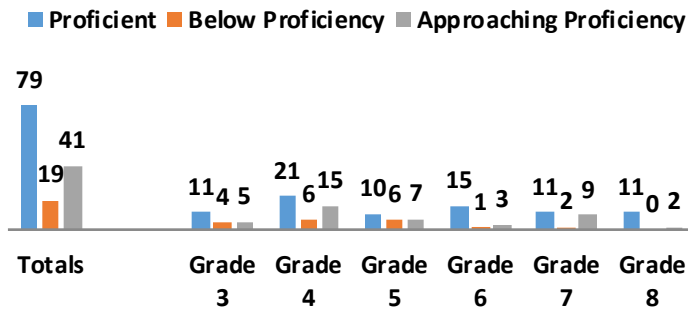
2019-2020 Academic Year



ILEARN Results

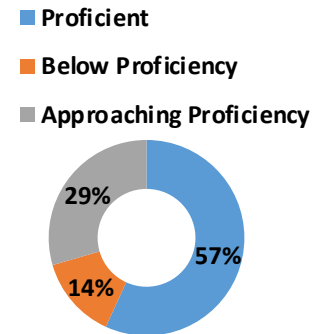
2020-2021 Academic Year

English Language Arts

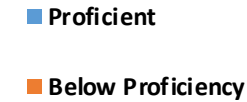


English Language Arts

All Students

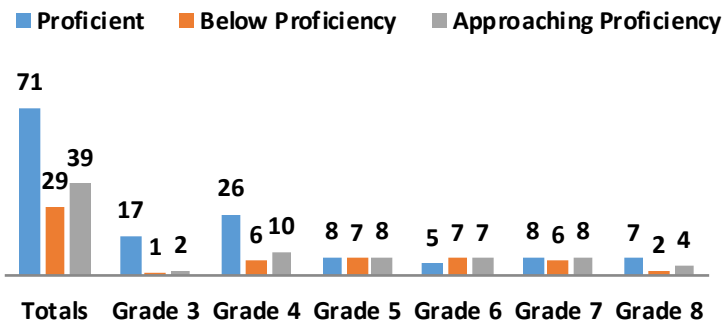


Science



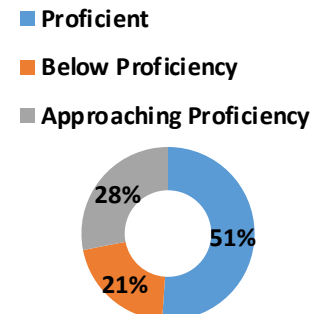
Grade 10 (Supressed)

Mathematics

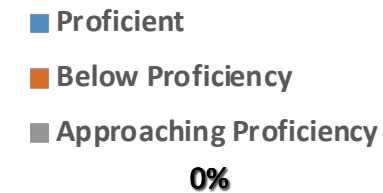


Mathematics

All Students



SCIENCE

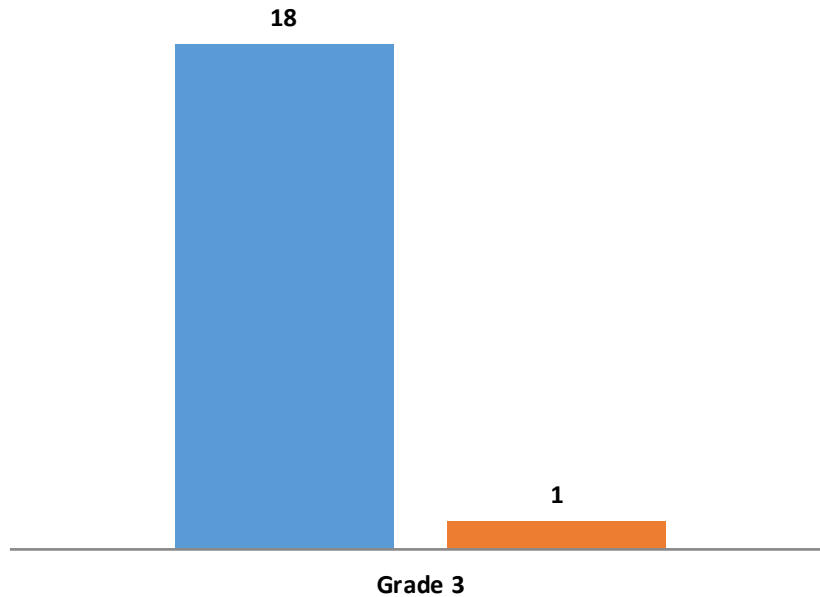


IREAD 3rd Grade Results

2018-2019 Academic Year

English Language Arts

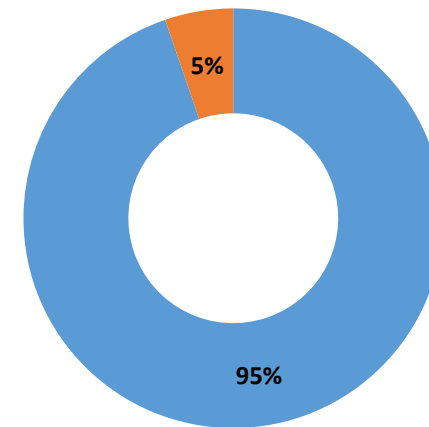
■ Pass ■ Did Not Pass



English Language Arts

All Students

■ Pass ■ Did Not Pass



ISTEP+ Grade 10 Results

2018-2019 Academic Year

English Language Arts

■ Pass ■ Did Not Pass

0 0

Grade 10
(Supressed)

Mathematics

■ Pass ■ Did Not Pass

0 0

Grade 10
(Supressed)

Student Growth and Improvement

2018-2019 Academic Year

Growth Domain	
Elementary: English/Language Arts	54.9% met or exceeded their annual growth target (for Top 75% of students in these grades). 38.5% met or exceeded their annual growth target (for Bottom 25% of students in these grades). Student median growth in 46 th percentile.
Elementary: Mathematics	31.4% met or exceeded their annual growth target (for Top 75% of students in these grades). 11.5% met or exceeded their annual growth target (for Bottom 25% of students in these grades). Student median growth in 39 th percentile.
High School: English/Language Arts	100 % met or exceeded their annual growth target. Median growth percentile suppressed.
High School: Mathematics	Data suppressed for due to small population taking test.

Graduation and Expulsion Rates

2019-2020 Academic Year

Graduation Rate

The school did not have high school seniors during the 2019-2020 school year.

Expulsion & Suspension Rates

Expulsions: ■■■

In School Suspensions: ■■■

Out of School Suspensions: 21

Safety & Discipline Issues

28 incidents

Smith Academy for Excellence



D

Letter Grade

Smith Academy for Excellence

ADDRESS

725 West Washington Boulevard
Fort Wayne, IN 46802

TELEPHONE

(260) 579-6939

WEBSITE

<http://www.fwsafe.com/>

Grades Served:	4-12
Year Opened:	2012
Final Year in Contract:	2023-2024 (5 year charter)
Total Enrollment:	79 students
School Leaders:	Corey Smith

Enrollment Data

2020-2021 Academic Year

Enrollment by Grade	
Grade 4	<div></div>
Grade 5	<div></div>
Grade 6	<div></div>
Grade 7	<div></div>
Grade 8	15
Grade 9	<div></div>
Grade 10	12
Grade 11	<div></div>
Grade 12	<div></div>
TOTAL	79

Ethnicity		
African American	32	40.5%
Multiracial	14	17.7%
White	26	32.9%
Asian	<div></div>	
Hispanic	<div></div>	

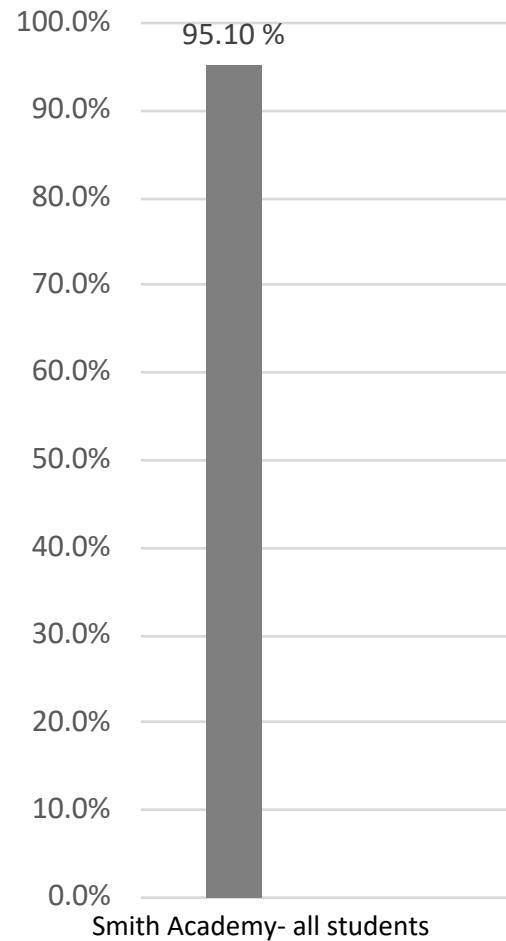
Meal Plan		
Free/ Reduced Price	67	81.7%
Paid	15	18.3%

Special Education		
General Education	59	74.6%
Special Education	20	25.3%

English Language Learners		
Non-ELL	78	98.7%
ELL	<div></div>	

Attendance Rates

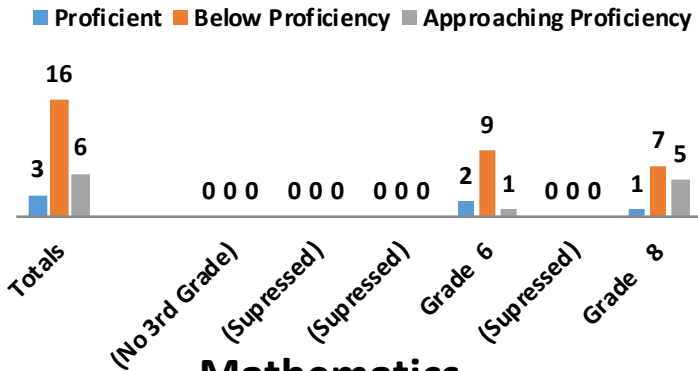
2019-2020 Academic Year



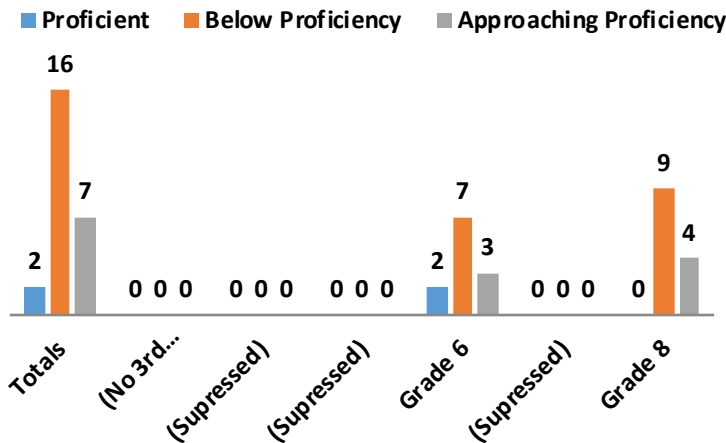
ILEARN Results

2018-2019 Academic Year

English Language Arts

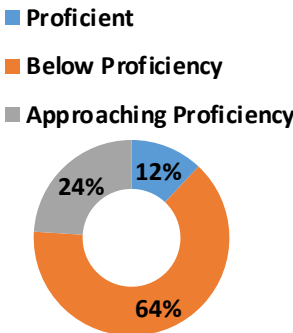


Mathematics



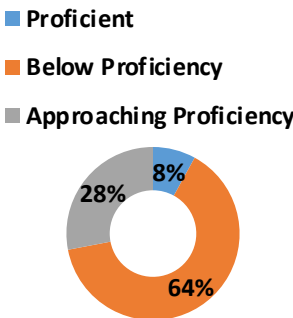
English Language Arts

All Students

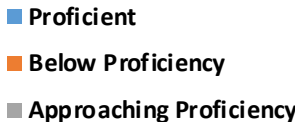


Mathematics

All Students

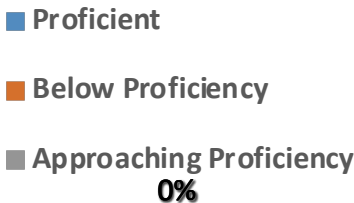


Science




Grade 10 (Suppressed)

SCIENCE



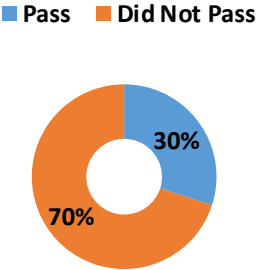
ISTEP+ Grade 10 Results

2018-2019 Academic Year



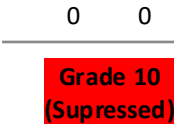
English Language Arts

All Students



Mathematics

■ Pass ■ Did Not Pass



Student Growth and Improvement

2018-2019 Academic Year

Growth Domain	
Elementary: English/Language Arts	13.1% met or exceeded their annual growth target (for Top 75% of students in these grades). Data suppressed for Bottom 25% of students in these grades due to small population. Student median growth in 47 th percentile.
Elementary: Mathematics	6.6% met or exceeded their annual growth target (for Top 75% of students in these grades). Data suppressed for Bottom 25% of students in these grades due to small population. Student median growth in 48 th percentile.
High School: English/Language Arts	9.5% met or exceeded their annual growth target. Student median growth in 49 th percentile.
High School: Mathematics	10% met or exceeded their annual growth target. Student median growth in 77 th percentile.

Graduation and School Environment

2019-2020 Academic Year

Graduation Rate

Suppressed due to small population

Expulsion & Suspension Rates

Expulsions: ■■

In School Suspensions: 0

Out of School Suspensions: 31

Safety & Discipline Issues

74 incidents

■■ School-related arrests

Otwell Miller Academy



No Letter Grade

Otwell Miller Academy

ADDRESS

9958 East County Road 150 N
Otwell, IN

TELEPHONE

(812) 354-0800

WEBSITE

<https://www.otwellmilleracademy.school>

Grades Served:	K-5
Year Opened:	2017
Final Year in Contract:	2024-2025 (7 year charter)
Total Enrollment:	108 students
School Leaders:	Rick Fears

Enrollment Data

2020-2021 Academic Year

Enrollment by Grade

Grade K	16
Grade 1	23
Grade 2	20
Grade 3	17
Grade 4	13
Grade 5	19
TOTAL	108

Ethnicity

Hispanic		
Multiracial		
White	104	96.3%

Meal Plan

Free/ Reduced Meals	78	72.2%
Paid	30	27.8%

Special Education

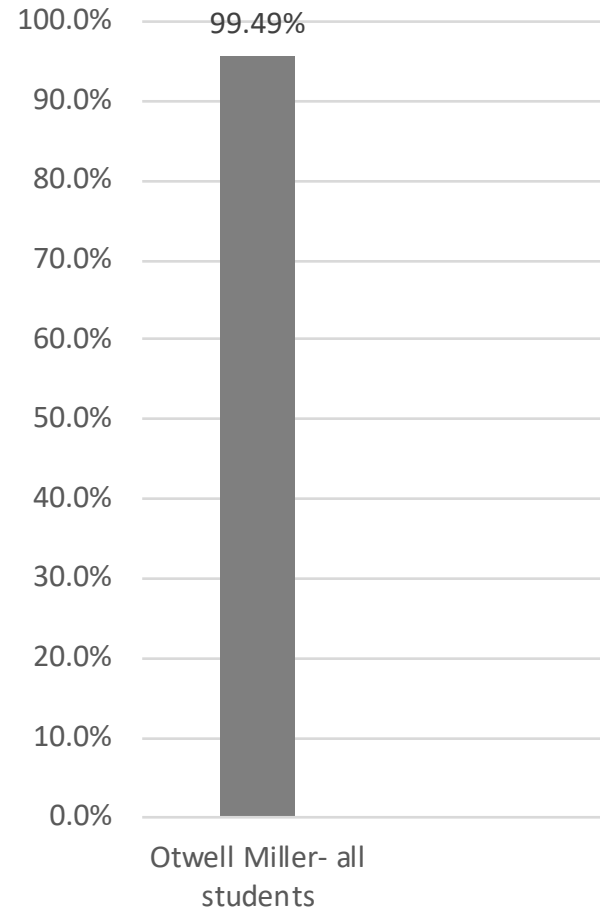
General Education	86	79.6%
Special Education	22	20.4%

English Language Learners

Non-ELL	108	100%
ELL	0	0%

Attendance Rates

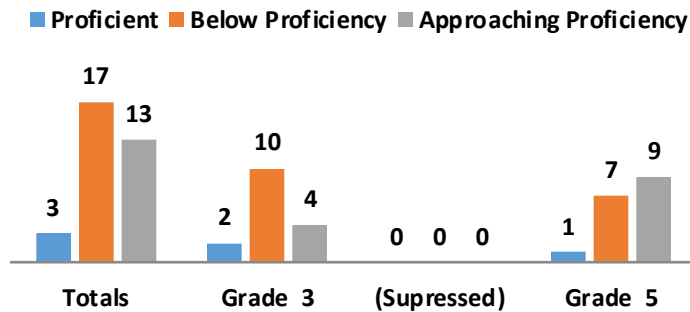
2019-2020 Academic Year



ILEARN Results

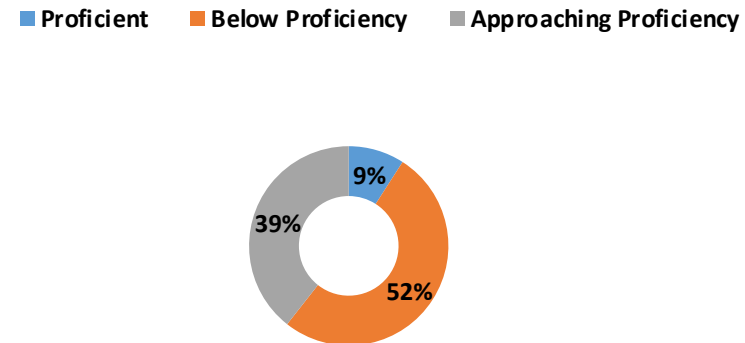
2019-2020 Academic Year

English Language Arts

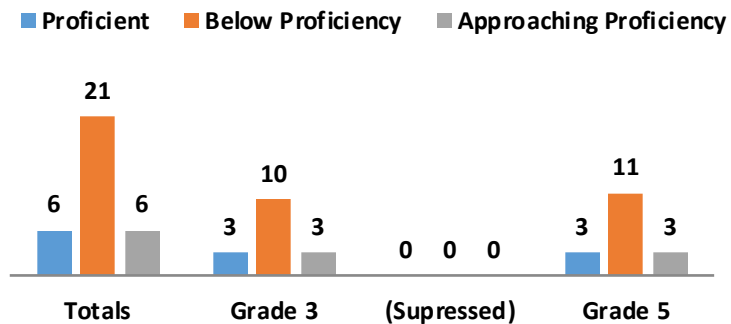


English Language Arts

All Students

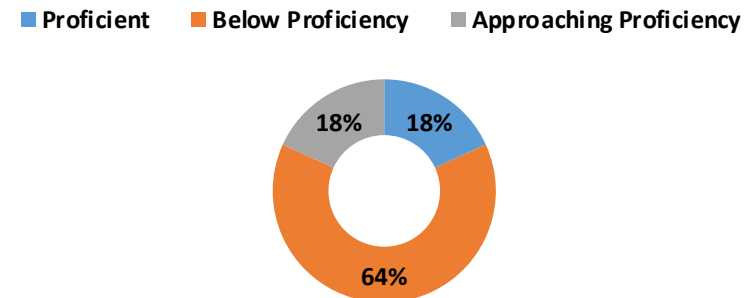


Mathematics



Mathematics

All Students



Due to federal privacy laws, student performance data may not be displayed for any group of fewer than 10 students.

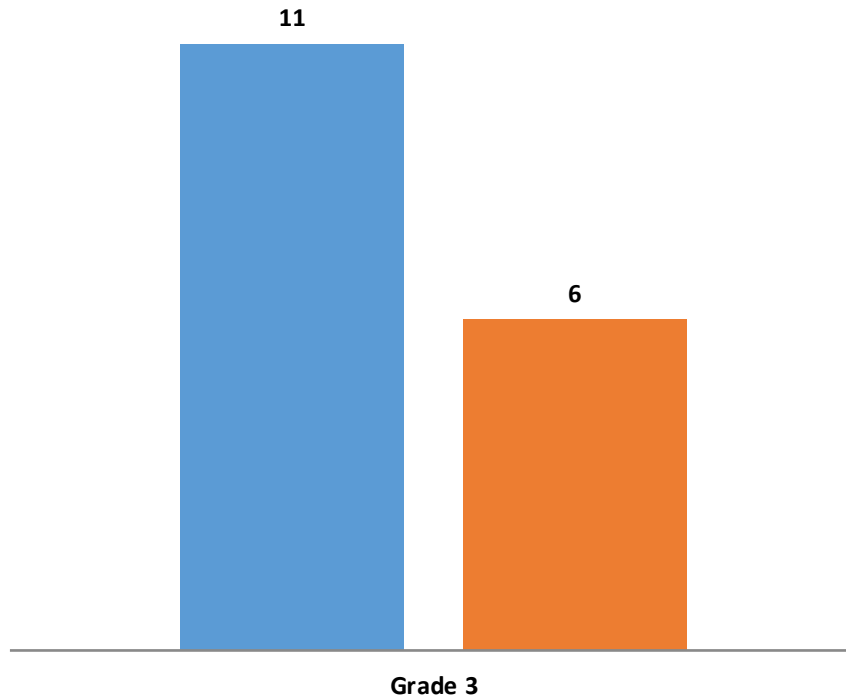
<https://compass.doe.in.gov/dashboard/scistep.aspx?type=school&id=7952>

IREAD 3rd Grade Results

2019-2020 Academic Year

English Language Arts

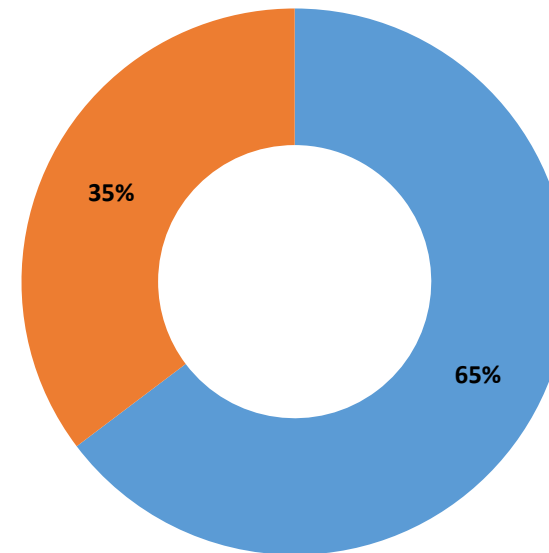
■ Pass ■ Did Not Pass



English Language Arts

All Students

■ Pass ■ Did Not Pass



Due to federal privacy laws, student performance data may not be displayed for any group of fewer than 10 students.

<https://compass.doe.in.gov/dashboard/scistep.aspx?type=school&id=7952>

Student Growth and Improvement

2018-2019 Academic Year

Growth Domain	
Elementary: English/Language Arts	8.1% met or exceeded their annual growth target (for Top 75% of students in these grades). Data suppressed or Bottom 25% of students in these grades. Student median growth in 36 th percentile.
Elementary: Mathematics	15.8% met or exceeded their annual growth target (for Top 75% of students in these grades). Data suppressed or Bottom 25% of students in these grades. Student median growth in 48 th percentile.

Graduation and Expulsion Rates

2018-2019 Academic Year

Expulsion & Suspension Rates

Expulsions: ■■

In School: ■■

Out of School: ■■

Safety and Disciplinary Issues

16 incidents

Status of Authorizer's Charter Schools

2019-2020 Academic Year

Status of Schools	
Approved but not yet open	None
Open and Operating	Dugger Union Community Schools (2015) Otwell Miller Academy (Opened Fall 2017) Seven Oaks Classical Schools (2016) Smith Academy for Excellence (2012)
Closed or having a charter that was not renewed	None

Authorizer Expenditures

by Grace Schools Charter Authority, LLC

Administrative Expenditures

School ID	School Name	Membership Dues/Fees	Travel Expenses	Legal Expenses	Consultant Fees	Salary and Benefits	Institutional Support	Total
7952	Dugger Union Community School Corp.	\$231	\$303	\$150				\$684
1114	Seven Oaks Classical School	\$231	\$271	\$150				\$652
0242	Smith Academy for Excellence	\$231	\$0	\$150				\$381
2019	Otwell Miller Academy	\$231	\$0	\$150				\$381
	General Operations and Support Services		\$3,556		\$300	\$76,363*	\$32,574**	\$112,793
	TOTAL	\$924	\$4,130	\$600	\$300	\$76,363	\$32,574	\$114,891

Notes:

* Allocation of one full-time employee salary and benefits

**Allocation of overhead and support services

Authorizer Fees Collected

by Grace Schools Charter Authority, LLC

Administrative Fees Collected				
	School Name	Basic Tuition Support	% Charged	Yearly Administrative Fee
7952	Dugger Union Community School Corp.	\$3,372,136	3%	\$90,310
1114	Seven Oaks Classical School	\$2,104,905	3%	\$59,486
0242	Smith Academy for Excellence	\$623,882	3%	\$14,870
2019	Otwell Miller Academy	\$611,478	3%	\$16,268
	TOTAL	\$6,712,401		\$180,934

Note: The 3% charge for the yearly administrative fee was reduced.

Contact Information

***at* Grace College:**

Dr. Tim Ziebarth	charterschools@grace.edu
------------------	--------------------------

Miss Sarah Tillman	charterschools@grace.edu
--------------------	--------------------------

***at* Dugger Union Community School:**

Mr. Darin Simpson	dsimpson@duggerunionschools.org
-------------------	---------------------------------

Mrs. Stephanie Kinnett	skinnett@duggerunionschools.org
------------------------	---------------------------------

***at* Seven Oaks Classical School:**

Dr. Stephen Shipp	stephen.shipp@sevenoaksclassical.org
-------------------	--------------------------------------

***at* Smith Academy for Excellence:**

Mr. Corey Smith	corey@fwsafe.com
-----------------	------------------

***at* Otwell Miller Academy:**

Mr. Rich Padgett	rpadgett@oma.school
------------------	---------------------