

## **Evolution of the A-F Report Card for SBoE Meeting 4/4/12**

Indiana Department of Education staff established a working group of school and community representatives to help guide the visual appearance of the new A-F report card that will be utilized later this year when the 2011-12 grades are published.

The attached, latest version represents suggestions from that group and refinements provided by the State Board of Education from the March 6<sup>th</sup>, 2012 presentation on the new A-F Report Card to the Board.



## Colts Middle School Report Card, 2011-2012

A hover over used to show calculation

### Grade Points by Category

English/Language Arts: **2.00 pts (C)**

Math: **4.00 pts (A)**

Overall Grade:

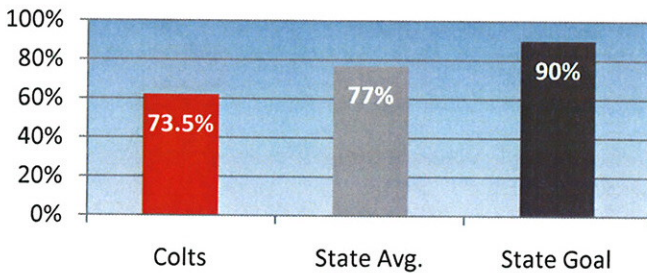
**3.00 Points**

**B**

The final grade reflects student performance and growth on Indiana's English/Language Arts and Math basic skills tests called ISTEP+. Student performance on Indiana's alternate assessment, ISTAR, and modified assessment, IMAST, are included in the performance calculations. *Click on the subject areas to learn more about the scoring and calculations used to determine the final grade.*

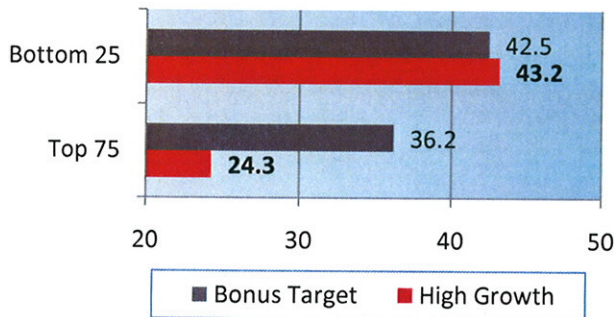
## English/Language Arts Student Performance

Percent Passing ISTEP, ISTAR & IMAST

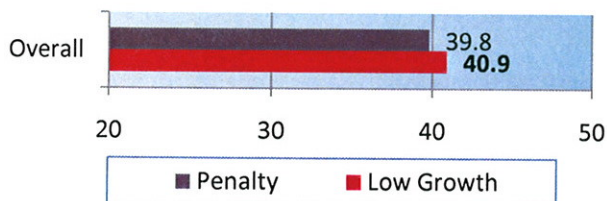


## Student Growth

Percent of Students Achieving High Growth

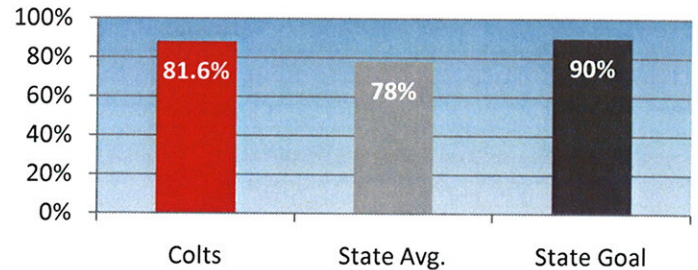


Percent of Students Showing Low Growth



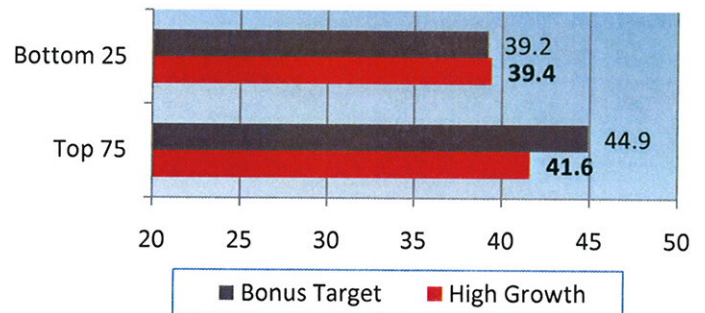
## Mathematics Student Performance

Percent Passing ISTEP, ISTAR & IMAST

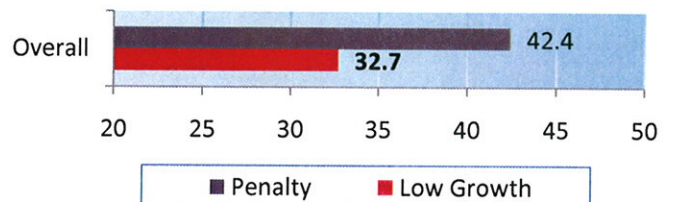


## Student Growth

Percent of Students Achieving High Growth



Percent of Students Showing Low Growth





**Colts Middle School** Report Card, 2011-2012

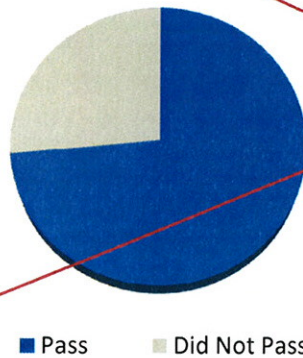
<b>English / Language Arts (50% of Final Grade):</b> Performance: <b>2.00 Points</b> Bonus: <b>0.00 Points</b> Total: <b>2.00 Points</b>	<b>Overall Grade:</b> <b>3.00 Points</b>	<b>B</b>
---	---	----------

**Performance**

% of Students Passing E/LA ISTEP, ISTAR & IMAST:.....**73.5%**

Points Scale

90.0 – 100%	=	4.00 points
85.0 – 89.9%	=	3.50 points
80.0 – 84.9%	=	3.00 points
75.0 – 79.9%	=	2.50 points
<b>70.0 – 74.9%</b>	=	<b>2.00 points</b>
65.0 – 69.9%	=	1.50 points
60.0 – 64.9%	=	1.00 points
00.0 – 59.9%	=	0.00 points



A hover over used to explain each component

Preliminary Score  
2.00 points

**Growth**

% of lowest performing students with *high growth*:.....**43.2%**  
Target is ≥ 42.5%

% of highest students with *high growth*: .....**24.3%**  
Target is ≥ 36.2%

% of ALL students with *low growth*: .....**40.9%**  
Target is < 39.8%

Bonus Points

+1.00 point

0.00 points

-1.00 point

**Participation**

% of lowest performing students participating in E/LA...**96.4%**  
Target is ≥ 95.0%

% of remaining students participating in E/LA:.....**95.1%**  
Target is ≥ 95.0%

**Final Score** ..... **2.00 points**

**Colts Middle School** Report Card, 2011-2012

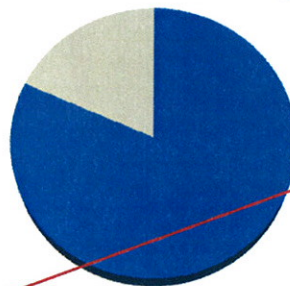
<p><b>Math (50% of Final Grade):</b>                  Performance: <b>3.00 Points</b>                  Bonus: <b>1.00 Points</b>  <b>Total: 4.00 Points</b></p>	<p><b>Overall Grade:</b>  <b>3.00 Points</b></p> <div style="font-size: 48px; font-weight: bold; color: red; margin-top: 10px;">B</div>
---	---

**Performance**

% of Students Passing Math ISTEP, ISTAR & IMAST:.....**81.6%**

Points Scale

90.0 – 100%	=	4.00 points
85.0 – 89.9%	=	3.50 points
<b>80.0 – 84.9%</b>	=	<b>3.00 points</b>
75.0 – 79.9%	=	2.50 points
70.0 – 74.9%	=	2.00 points
65.0 – 69.9%	=	1.50 points
60.0 – 64.9%	=	1.00 points
00.0 – 59.9%	=	0.00 points



■ Pass      ■ Did Not Pass

A hover over used to explain each component

Preliminary Score

3.00 points

Bonus Points

0.00 points

+1.00 points

0.00 points

**Growth**

% of lowest performing students with *high growth*:.....**41.6%**  
 Target is ≥ 44.9%

% of highest students with *high growth*: .....**39.4%**  
 Target is ≥ 39.2%

% of ALL students with *low growth*: .....**32.7%**  
 Target is < 42.4%

**Participation**

% of lowest performing students participating in Math:..**96.8%**  
 Target is ≥ 95.0%

% of remaining students participating in Math:.....**95.2%**  
 Target is ≥ 95.0%

**Final Score** ..... **4.00 points**



# Pacers High School Report Card, 2011-2012

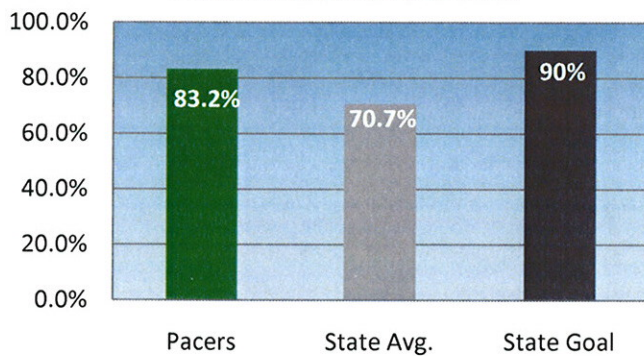
A hover over to show calculation

<p><b>Grade Points by Category</b></p> <p><b>English10 ECA:</b> 3.50 pts (B)</p> <p><b>Algebra 1 ECA:</b> 2.00 pts (C)</p> <p><b>Graduation Rate:</b> 4.00 pts (A)</p> <p><b>College &amp; Career Readiness:</b> 2.00 pts (C)</p>	<p><b>Overall Grade</b></p> <p><b>3.05 Points</b></p> <p style="font-size: 48pt; font-weight: bold; color: green;">B</p>
---	--

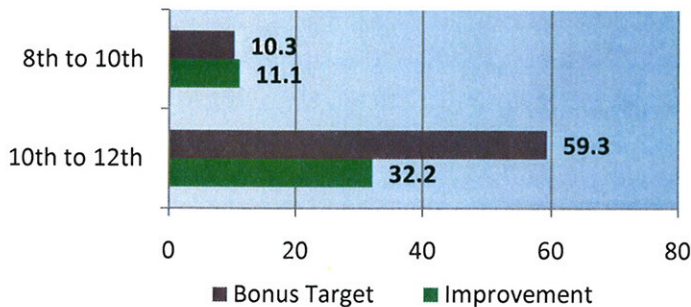
The final grade reflects student performance and improvement on Indiana's basic skills graduation exams English 10 and Algebra I End of Course Assessments (ECA) along with performance on College and Career Readiness indicators and on-time (4-year) Graduation Rate. Student results on Indiana's alternate assessment, ISTAR, are included in the performance calculations. *Click on the subject areas to learn more about the scoring and calculations used to determine the final grade.*

## English 10

Performance on ECA and ISTAR

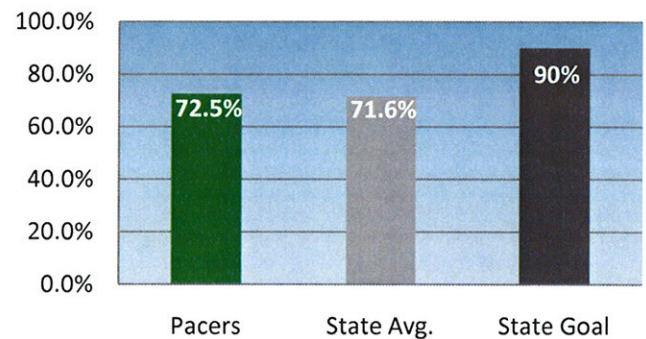


Student Improvement

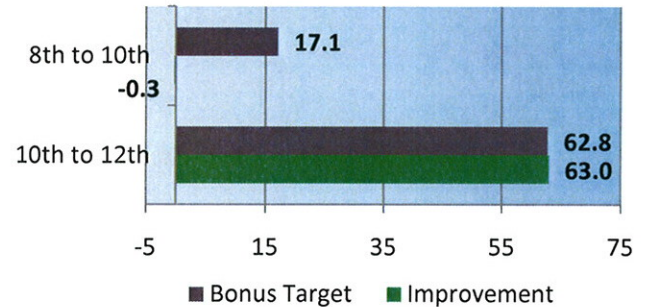


## Algebra I

Performance on ECA and ISTAR

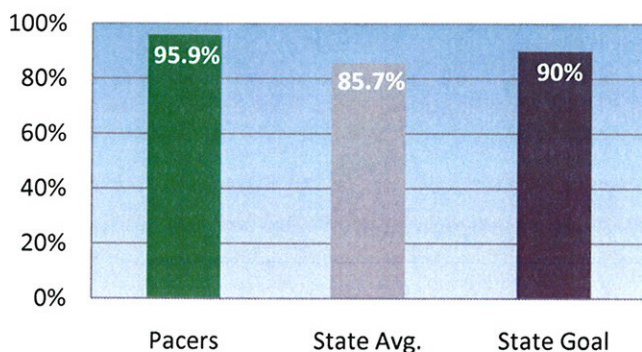


Student Improvement



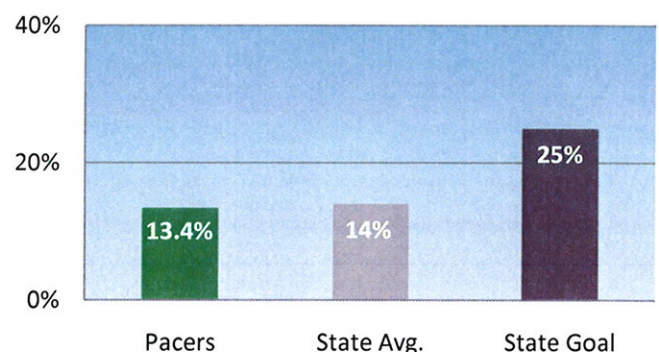
## Graduation Rate

4-Year Grad Rate



## College & Career Readiness

% of Graduates Successful







# Pacers High School Report Card, 2011-2012

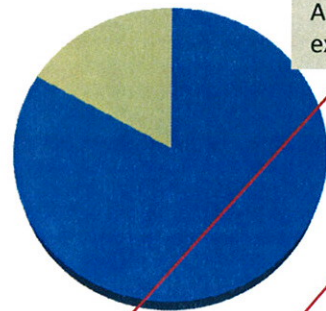
<p><b>English 10 ECA (30% of Final Grade):</b>  <i>Performance: 3.00 Points</i>  <i>Bonus: 0.50 Points</i>  <b>Total: 3.50 Points</b></p>	<p><b>Overall Grade:</b>  <b>3.05 Points</b></p> <p style="font-size: 48pt; text-align: center;"><b>B</b></p>
---	---

## Performance

% of Students Passing the English 10 ECA and ISTAR:...**83.2%**

### Points Scale

90.0 – 100%	=	4.00 points
85.0 – 89.9%	=	3.50 points
<b>80.0 – 84.9%</b>	=	<b>3.00 points</b>
75.0 – 79.9%	=	2.50 points
70.0 – 74.9%	=	2.00 points
65.0 – 69.9%	=	1.50 points
60.0 – 64.9%	=	1.00 points
00.0 – 59.9%	=	0.00 points



A hover over used to explain each component

### Preliminary Score

3.00 points

## Improvement

8<sup>th</sup> grade to 10<sup>th</sup> grade Improvement: .....**11.1%**

Target = > 10.3

10<sup>th</sup> grade to 12<sup>th</sup> grade Improvement: .....**32.2%**

Target = ≥ 59.3

### Bonus Points

+0.50 points

+0.00 points

<b>Final Score</b> .....	<b>3.50 points</b>
--------------------------	--------------------



# Pacers High School Report Card, 2011-2012


<b>Algebra 1 ECA (30% of Final Grade):</b> Performance: 2.00 Points Bonus: 0.00 Points <b>Total: 2.00 Points</b>	<b>Overall Grade:</b> 3.05 Points	<b>B</b>
---	--------------------------------------	----------

## Performance

% of Students Passing the Algebra I ECA and ISTAR: .....**72.5%**

### Points Scale

90.0 – 100%	=	4.00 points
85.0 – 89.9%	=	3.50 points
80.0 – 84.9%	=	3.00 points
75.0 – 79.9%	=	2.50 points
<b>70.0 – 74.9%</b>	=	<b>2.00 points</b>
65.0 – 69.9%	=	1.50 points
60.0 – 64.9%	=	1.00 points
00.0 – 59.9%	=	0.00 points



A hover over used to explain each component

### Preliminary Score

2.00 points

## Improvement

8<sup>th</sup> grade to 10<sup>th</sup> grade Improvement: ..... **-0.3%**  
Target = > 17.1

10<sup>th</sup> grade to 12<sup>th</sup> grade Improvement:..... **63.0%**  
Target = ≥ 62.8

### Bonus Points

-0.50 points

+0.50 points

**Final Score ..... 2.00 points**





### Pacers High School Report Card, 2011-2012

**Graduation Rate (30% of Final Grade):**

Performance: 4.00 Points

Bonus: NA

Total: 4.00 Points

**Overall Grade:**

3.05 Points

**B**

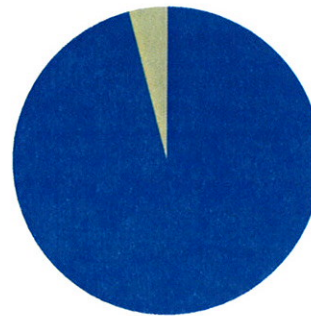
A hover over used to explain each component

### Performance

4-Year Graduation Rate: .....**95.9%**

#### Points Scale

- 90.0 – 100% = 4.00 points
- 85.0 – 89.9% = 3.50 points
- 80.0 – 84.9% = 3.00 points
- 75.0 – 79.9% = 2.50 points
- 70.0 – 74.9% = 2.00 points
- 65.0 – 69.9% = 1.50 points
- 60.0 – 64.9% = 1.00 points
- 00.0 – 59.9% = 0.00 points



■ Graduate ■ Non Graduate

Score

4.00 points

**Final Score ..... 4.00 points**





# Pacers High School Report Card, 2011-2012

<p><b>College &amp; Career Readiness (10% of Final Grade):</b>  <i>Performance: 2.00 Points</i>  <i>Bonus: NA</i>  <b>Total: 2.00 Points</b></p>	<p><b>Overall Grade:</b>  <b>3.05 Points</b></p> <p style="font-size: 48pt; text-align: center;"><b>B</b></p>
--	---

**Total number of Graduates .....268**

Number of Graduates who:

- Passed an Advanced Placement Exam ..... 21
- Passed an International Baccalaureate Exam.....6
- Received at least 3 Hours of College Credit .....7
- Received an Industry Certification .....2

A hover over used to explain each component

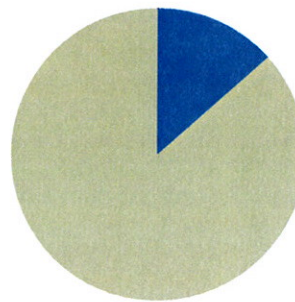
## Performance

% of graduates who passed an AP or IB Exam, or received at least 3 hours of college credit, or received an Industry Certification:

..... **13.4%**

### Points Scale

- 25.0 – 100% = 4.00 points
- 18.4 – 24.9% = 3.00 points
- 11.7 – 18.3% = 2.00 points**
- 5.0 – 11.6% = 1.00 points
- 0.0 – 4.9% = 0.00 points



■ CCR ■ without CCR

Score

2.00 points

**Final Score ..... 2.00 points**