

Reciprocity Agreement

Indiana - Ohio

Dr. Ken Sauer and Ross Miller

May 18, 2023

1816

RECIPROCITY CONTEXT



FLAVORS OF RECIPROcity

▶ Non-Tuition

- ▶ Program Delivery (e.g. SARA – State Authorization Reciprocity Agreement)
- ▶ Licensure Reciprocity (e.g. Nursing)

▶ Tuition

- ▶ Multi-State (e.g. MSEP)
- ▶ Bilateral (e.g. IN/OH & IN/KY)

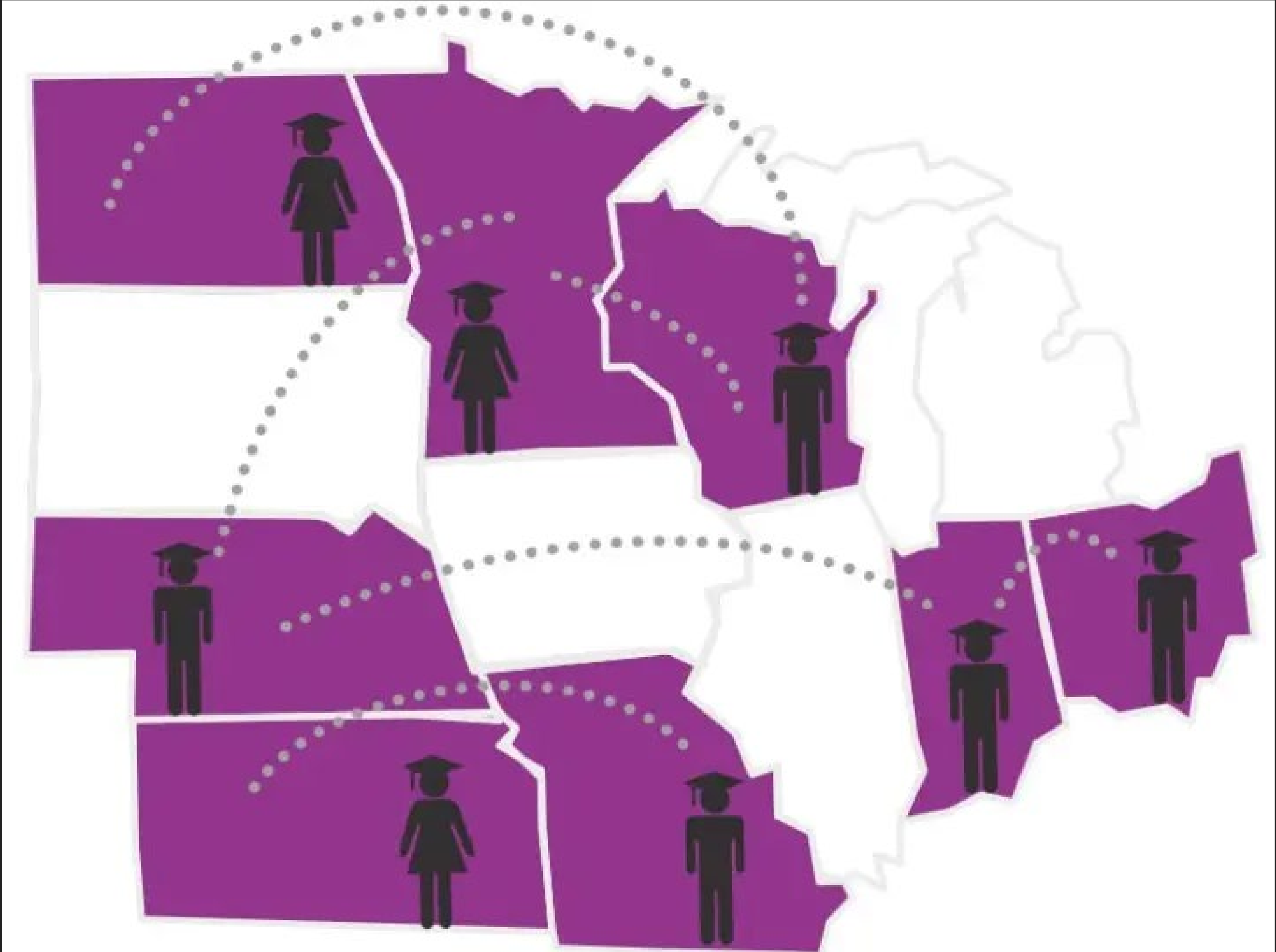


MULTI-STATE V. BILATERAL TUITION

		Bilateral	
	Midwest Student Exchange Program (MSEP)	Indiana/Ohio	Indiana/Kentucky
Sector	Public & Independent	Public	Public
Tuition	In-State up to 150% In-State	In-State	In-State
Participating States	8 of 12 MHEC States	Two contiguous	Two contiguous
Participating Institutions	69 Total (12 in Indiana)	17 in Ohio 7 in Indiana	8 in Kentucky 7 in Indiana



MSEP STATES



ADVANTAGES OF RECIPROcity

- ▶ Students are Afforded More Program Access at In-State Tuition Rates
- ▶ States Expand Access to Programs Without Further Investment
- ▶ Institutions will Fill Spaces in Programs That May Otherwise go Unfilled

RECIPROCITY ENROLLMENT

INDIANA – OHIO RECIPROCITY



INDIANA COMMISSION *for*
HIGHER EDUCATION

FISCAL YEAR 2021 ENROLLMENT

- ▶ 1,176 Indiana Students Attended Ohio Institutions
- ▶ 808 Ohio Students Attended Indiana Institutions
- ▶ 368, or 45.5 percent more Indiana Students Attended Ohio Institutions

FISCAL YEAR 2022 ENROLLMENT

- ▶ 1,072 Indiana Students Attended Ohio Institutions
- ▶ 750 Ohio Students Attended Indiana Institutions
- ▶ 322, or 42.9 percent more Indiana Students Attended Ohio Institutions

COMBINED FY 2021 + FY 2022 ENROLLMENTS

- ▶ 2,248 Indiana Students Attended Ohio Institutions
- ▶ 1,558 Ohio Students Attended Indiana Institutions
- ▶ 690, or 44.2 percent more Indiana Students Attended Ohio Institutions

**Indiana - Ohio Reciprocity Agreement:
Fiscal Year Headcount Enrollment at Participating Institutions**

Indiana Students Attending Ohio Institutions

	FY 2021 (20-21)			FY 2022 (21-22)			Grand Total FY 2021 + FY 2022
	Under-graduate	Graduate	Total	Under-graduate	Graduate	Total	
Ohio Institutions							
Bowling Green State University-Main Campus	33	8	41	46	12	58	99
Central State University	5		5	1		1	6
Cincinnati State Technical and Community College	157		157	154		154	311
Clark State Community College							
Edison State Community College				6		6	6
James A Rhodes State College	8		8	5		5	13
Miami University Hamilton	32		32	6		6	38
Miami University Middletown	24		24	6		6	30
Northwest State Community College	4		4	4		4	8
Ohio State University Lima Campus	1		1	3		3	4
Owens Community College	7		7	7		7	14
Sinclair Community College (Including Warren County Campus)	21		21	19		19	40
University of Cincinnati	495	37	532	465	40	505	1,037
University of Cincinnati Blue Ash College	141		141	111		111	252
University of Cincinnati Clermont College	160		160	148		148	308
Wright State University Lake Campus	9		9	9		9	18
Wright State University Main Campus	29	5	34	24	6	30	64
	1,126	50	1,176	1,014	58	1,072	2,248

Ohio Students Attending Indiana Institutions

	FY 2021 (20-21)			FY 2022 (21-22)			Grand Total FY 2021 + FY 2022
	Under-Graduate	Graduate	Total	Under-Graduate	Graduate	Total	
Indiana Institutions							
	308	15	323	270	19	289	612
Indiana University East							
Indiana University Fort Wayne	33		33	31		31	64
Ivy Tech Community College Fort Wayne	26		26	33		33	59
Ivy Tech Community College Lawrenceburg	58		58	55		55	113
Ivy Tech Community College Richmond	95		95	84		84	179
Purdue University Polytechnic Statewide/Richmond	12		12	13		13	25
Purdue University Fort Wayne	252	9	261	236	9	245	506
	784	24	808	722	28	750	1,558



INSTITUTIONS AND COUNTIES

- ▶ 7 Indiana Institutions
 - ▶ 14 Ohio Counties from which Indiana Institutions May Draw Reciprocity Students
-

- ▶ 17 Ohio Institutions
- ▶ 28 Indiana Counties from which Ohio Institutions May Draw Reciprocity Students

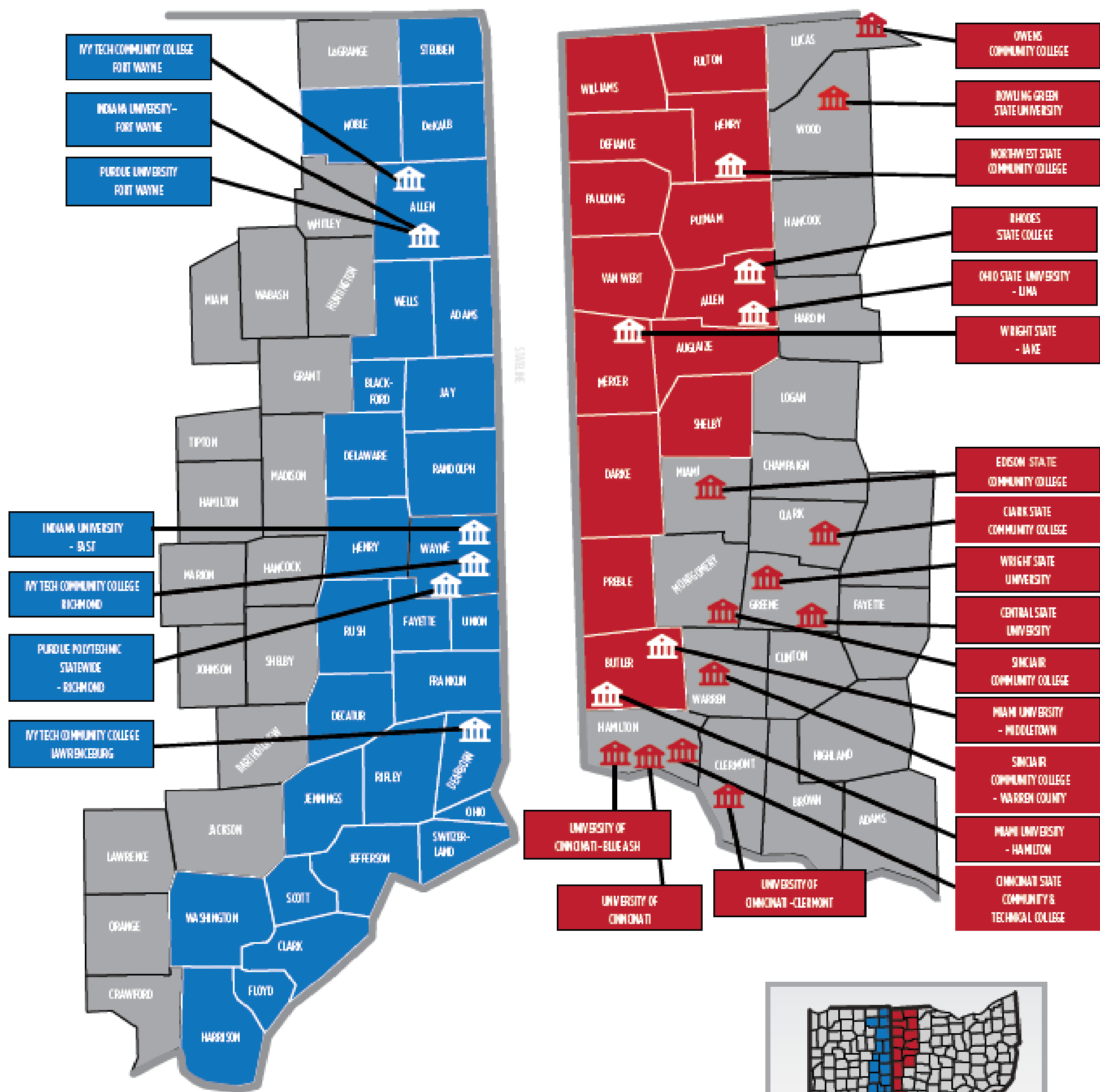


INDIANA - OHIO

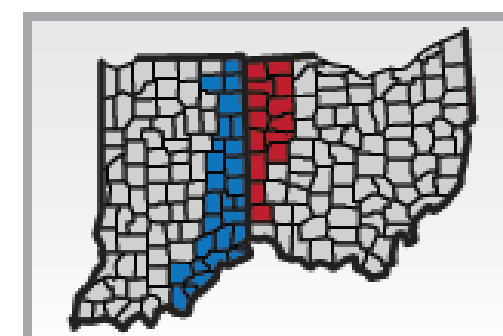
INTERSTATE RECIPROCITY AGREEMENT, 2023-2025

PARTICIPATING INSTITUTIONS

Students from shaded counties can attend institutions in other states in all programs, with a few exceptions.



INDIANA COMMISSION for HIGHER EDUCATION
CHE.IN.Gov



2023.05.04



INDIANA COMMISSION for HIGHER EDUCATION

RECIPROCITY AGREEMENT CONTACTS

Ken Sauer, Ph.D.

Senior Associate Commissioner and Chief Academic Officer

Office: (317) 232-1090

Cell: (317) 908-0536

E-mail: ksauer@che.in.gov

Ross Miller

Director of State Authorization and Reciprocity

Office: (317) 232.1033

E-mail: rmiller@che.in.gov





INDIANA COMMISSION *for*
HIGHER EDUCATION