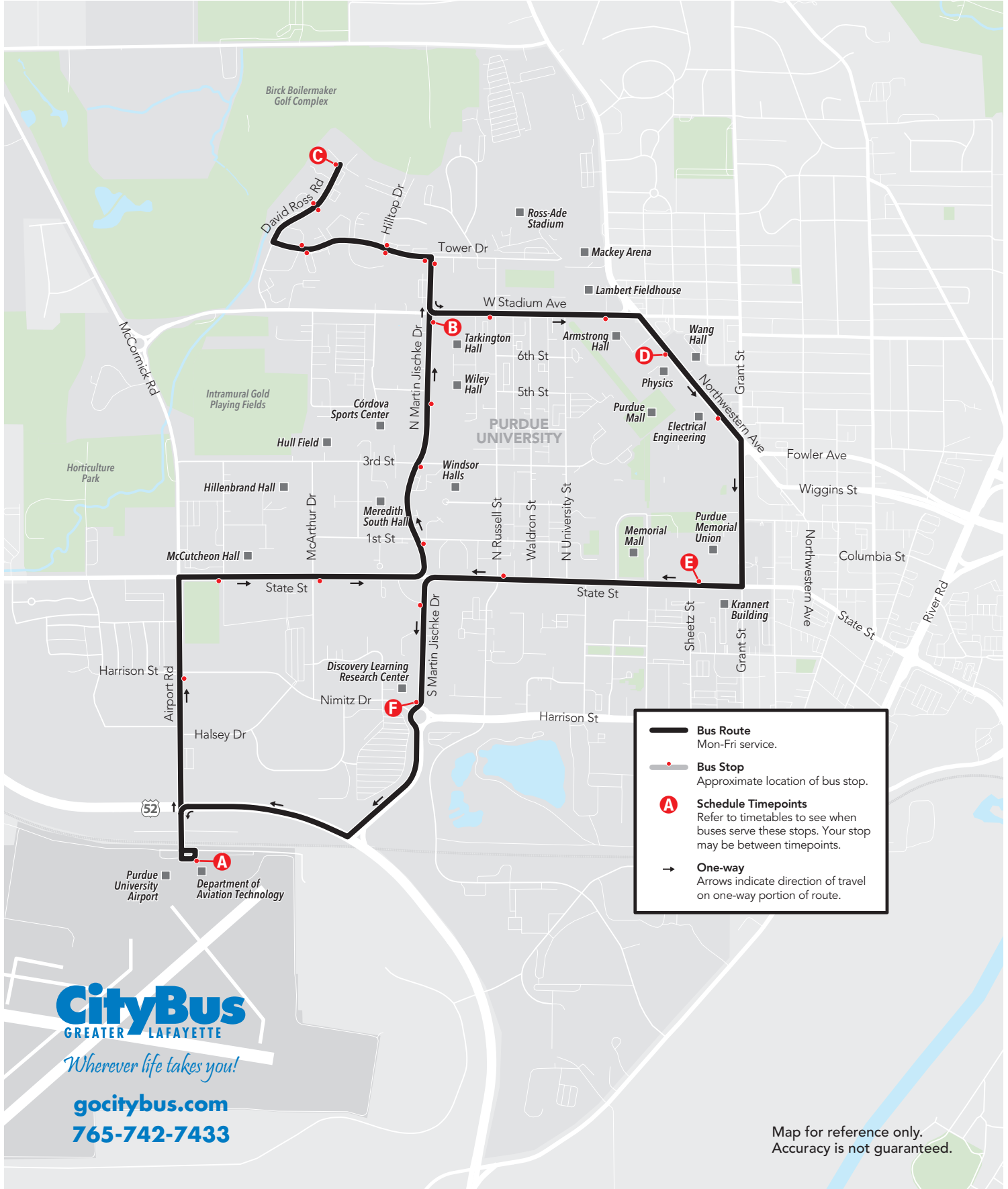


# 14C

# Black Loop Campus Loop Route

Effective August 2024



**CityBus**  
GREATER LAFAYETTE

*Wherever life takes you!*

[gocitybus.com](http://gocitybus.com)  
765-742-7433

Map for reference only.  
Accuracy is not guaranteed.

**14C**

# Monday-Friday

When Purdue University is in session

	<b>Aviation Technology Bldg</b> Stop ID: 146 <b>A</b>	<b>Jischke &amp; Stadium</b> Stop ID: 201 <b>B</b>	<b>Circle Pines</b> Stop ID: 553 <b>C</b>	<b>Physics</b> Stop ID: 557 <b>D</b>	<b>Purdue Memorial Union</b> Stop ID: 271 <b>E</b>	<b>Discovery Learning Center</b> Stop ID: 900 <b>F</b>	<b>Aviation Technology Bldg</b> Stop ID: 146 <b>A</b>
PM	6:15	6:24	6:27	6:33	6:36	6:41	6:45
	6:45	6:54	6:57	7:03	7:06	7:11	7:15
	7:15	7:24	7:27	7:33	7:36	7:41	7:45
	7:45	7:54	7:57	8:03	8:06	8:11	8:15
	8:15	8:24	8:27	8:33	8:36	8:41	8:45
	8:45	8:54	8:57	9:03	9:06	9:11	9:15
	9:15	9:24	9:27	9:33	9:36	9:41	9:45
	9:45	9:54	9:57	10:03	10:06	10:11	10:15
	10:15	10:24	10:27	10:33	10:36	10:41	10:45
	10:45	10:54	10:57	11:03	11:06	11:11	11:15
	11:15	11:24	11:27	11:33	11:36	11:41	11:45
	11:45	11:54	11:57	12:03			

Service may be delayed or rerouted due to inclement weather, road construction or other issues. Get Rider Alerts on the [MyCityBus](#) app, or by following us on social media [@gocitybus](#)

Schedules, routes, fares and policies subject to change. See [gocitybus.com](#) for updates.

# How to Ride CityBus

## Plan your trip

Use the map and schedule in this brochure to plan your trip. Buses will stop only at designated bus stops along the route. Note that your bus stop may be between “timepoints” listed on the schedule.

The number by each timepoint name on the schedule (such as **Stop ID: 215**) is the ID for that bus stop. You’ll find this code listed on the bus stop sign.

Arrive at your bus stop about five minutes before the scheduled time. Be prepared with the exact cash fare (driver does not make change), token or pass, or have your mobile ticket or pass ready on your mobile device.

## Catch your bus

As the bus approaches, signal the driver to pick you up by holding up your arm high in the air. Check the sign at the front of the bus for the route/destination. Tip: When flagging a bus at night, use a light source to ensure the driver can see you.

## Pay your fare as you board

**Cash or Tokens:** Place dollar bills, coins or tokens in the farebox.

**Passes:** Swipe passes in the farebox.

**Mobile Passes:** Show driver your mobile pass.

If you need to **transfer** to another bus to complete your one-way trip, ask the driver for a transfer ticket when you pay your fare. Transfers are valid for a limited time, and are **not** valid for a return trip. Transfers are automatically embedded in passes and mobile fares.

## Signal your stop

Signal the driver one block before your stop by pulling the cord. This will ring a bell and light the “stop requested” signal for the driver. Once you’re off, do not cross in front of the bus.

Visit [gocitybus.com](http://gocitybus.com) for complete rules and policies.

## One-Way Fares

<b>Regular Fare</b>	<b>\$1.00</b>
<b>Half Fare</b> (age 65 or older, Medicare recipients, and people with disabilities) <i>Must show the driver a Medicare Card, CityBus E&amp;D Photo ID, or proof of age every time reduced fare is paid.</i>	<b>\$0.50</b>
<b>Ivy Tech Students, Faculty, Staff</b> <i>Show a current Ivy Tech photo ID to the driver.</i>	<b>Free</b>
<b>Children; Students 18 and younger</b> <i>Those in grades 9-12 are asked to show a student ID to ride free.</i>	<b>Free</b>

Exact fare is required. Drivers do not make change.

## Passes and Tokens

<b>Day Pass</b>	<b>\$2.00</b>
<b>31-Day Pass</b>	<b>\$28.00</b>
<b>Half Fare 31-Day Pass</b> (age 65 or older, Medicare recipients, and people with disabilities) <i>Must show the driver a Medicare Card, CityBus E&amp;D Photo ID, or proof of age every time reduced fare pass is used.</i>	<b>\$14.00</b>
<b>Semester Pass</b> (Mobile App Only)	<b>\$99.00</b>
<b>10 Regular-Fare Tokens</b>	<b>\$7.50</b>

Unlimited ride passes (1-day, 31-day, 31-day E&D, Semester, and Ivy Tech IDs) are **NOT** accepted as valid fare on express routes designated with an “E” after the route number. Riders must have an authorized resident ID to ride fare-free; or pay cash fare, token, or 1 way digital pass for each trip.

Passes and Tokens are available at CityBus Center (316 N 3rd St), CityBus Administrative Office (1250 Canal Rd), and at most First Merchants Bank branches.

All sales are final. No refunds.

## Mobile Passes

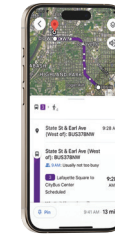
Get a CityBus pass or ticket anytime, anywhere with our mobile passes. Download the **Token Transit** app on the Apple App Store or Google Play Store.



## Plan your trip with the MyCityBus app

Plan a trip, see where your bus is, find out when the next bus will arrive at your stop, and much more with the **MyCityBus** app.

Search for **MyCityBus** on the Apple App Store or Google Play Store.

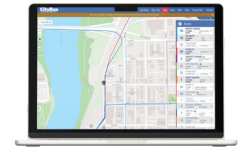


## Google Maps can help plan your trip

Use your smartphone or computer to get transit directions using Google Maps. Just click on the transit icon for a detailed trip plan.

## [gocitybus.com](http://gocitybus.com)

Visit our website for complete route maps and schedules, trip planning, rider alerts and more.




## CityBus ACCESS

ACCESS is a “curb-to-curb” paratransit service that serves individuals with disabilities within 3/4 mile of CityBus fixed route service. The fare is \$2 per ride. Individuals who are ACCESS certified ride fixed route service fare free when showing their ACCESS photo ID. Call 765-742-2121 to schedule trips or to learn more.

## Connect with CityBus:

 765-742-7433  [gocitybus.com](http://gocitybus.com)

 [ridehelp@gocitybus.com](mailto:ridehelp@gocitybus.com)

 **CityBus Center**  
316 N. 3rd St, Lafayette, IN 47901  
**CityBus Administrative Office**  
1250 Canal Road, Lafayette, IN 47904

  follow us @gocitybus