

2011/053

COMMON CONSTRUCTION WAGE SCALE

Date: July 11, 2011

City: Evansville

County: Vanderburgh

Project Description and Scope: Ivy Tech Community College:

1. Minor Renovations Project;

We the undersigned common construction wage committee, appointed pursuant to Indiana Code 5-16-7 et seq., do hereby fix and determine the following common construction wage scale to apply on the above referenced project.

Classification	Class	Hourly Rate	Fringes	Total:
Asbestos Workers/ Heat & Frost Insulators	Skilled	\$28.65	\$11.98	\$40.63
	Semiskilled	\$20.06	\$11.98	\$32.03
	Unskilled	\$14.33	\$11.98	\$26.31
Boilermakers	Skilled	\$32.15	\$19.86	\$52.01
	Semiskilled	\$25.72	\$19.86	\$45.58
	Unskilled	\$19.29	\$19.86	\$39.15
Bricklayers, Stone Masons	Skilled	\$26.97	\$12.10	\$39.07
	Semiskilled	\$20.23	\$12.10	\$32.43
	Unskilled	\$13.49	\$12.10	\$25.59
Carpenters, Carpet Layers, Drywall Installers	Skilled	\$24.43	\$15.28	\$39.71
	Semiskilled	\$19.54	\$15.28	\$34.82
	Unskilled	\$14.66	\$15.28	\$29.94
Cement Masons	Skilled	\$23.80	\$12.85	\$36.65
	Semiskilled	\$19.04	\$12.85	\$31.89
	Unskilled	\$14.28	\$12.85	\$27.13
Drywall Finishers, Plasters	Skilled	\$24.70	\$10.18	\$34.88
	Semiskilled	\$19.76	\$7.33	\$27.09
	Unskilled	\$12.35	\$6.33	\$18.68
Electricians, Sound and Communication Workers	Skilled	\$32.94	\$13.63	\$46.57
	Semiskilled	\$20.42	\$10.48	\$30.90
	Unskilled	\$13.18	\$8.67	\$21.85
Elevator Constructors	Skilled	\$39.72	\$23.08	\$62.80
	Semiskilled	\$31.78	\$21.52	\$53.30
	Unskilled	\$27.80	\$21.14	\$48.94
Glaziers	Skilled	\$26.33	\$10.42	\$36.75
	Semiskilled	\$18.44	\$10.42	\$28.86
	Unskilled	\$13.17	\$10.42	\$23.59
Iron Workers	Skilled	\$26.25	\$15.24	\$41.49
	Semiskilled	\$21.00	\$15.24	\$36.24
	Unskilled	\$15.75	\$15.24	\$30.99
Laborers, Asbestos Abatement Worker (use semiskilled rate)	Skilled	\$24.42	\$11.23	\$35.65
	Semiskilled	\$23.92	\$11.23	\$35.15
	Unskilled	\$23.42	\$11.23	\$34.65



<b>Millwrights</b>	Skilled	\$24.65	\$16.23	\$40.88
	Semiskilled	\$23.42	\$16.23	\$39.65
	Unskilled	\$14.79	\$16.23	\$31.02
<b>Operating Engineers</b>	Skilled	\$27.23	\$12.85	\$40.08
	Semiskilled	\$26.23	\$12.85	\$39.08
	Unskilled	\$21.87	\$12.85	\$34.72
<b>Painters Brush, Roll</b>	Skilled	\$24.45	\$11.43	\$35.88
	Semiskilled	\$19.56	\$10.58	\$30.14
	Unskilled	\$12.22	\$10.58	\$22.80
<b>Painters Spray, Sandblast</b>	Skilled	\$25.45	\$11.43	\$36.88
	Semiskilled	\$20.36	\$10.58	\$30.94
	Unskilled	\$12.72	\$10.58	\$23.30
<b>Pile Driver</b>	Skilled	\$25.43	\$15.28	\$40.71
	Semiskilled	\$20.34	\$15.28	\$35.62
	Unskilled	\$15.26	\$15.28	\$30.54
<b>Pipefitters &amp; Steamfitters, Plumbers</b>	Skilled	\$32.27	\$14.86	\$47.13
	Semiskilled	\$20.98	\$14.86	\$35.84
	Unskilled	\$15.17	\$14.86	\$30.03
<b>Roofers</b>	Skilled	\$26.03	\$12.02	\$38.05
	Semiskilled	\$20.82	\$11.75	\$32.57
	Unskilled	\$15.62	\$10.52	\$26.14
<b>Sheet Metal Workers</b>	Skilled	\$28.33	\$16.96	\$45.29
	Semiskilled	\$19.50	\$16.86	\$36.69
	Unskilled	\$14.17	\$7.55	\$21.72
<b>Sprinkler Fitters</b>	Skilled	\$33.19	\$13.55	\$46.74
	Semiskilled	\$23.23	\$13.55	\$36.78
	Unskilled	\$16.59	\$7.31	\$23.90
<b>Teamsters</b>	Skilled	\$21.11	\$10.60	\$31.71
	Semiskilled	\$20.89	\$10.60	\$31.49
	Unskilled	N/A	N/A	N/A
<b>Tile, Marble Setters, Terrazzo</b>	Skilled	\$25.79	\$11.15	\$36.94
	Semiskilled	\$19.34	\$11.15	\$30.49
	Unskilled	\$12.89	\$11.15	\$24.04
<b>Tile, Marble Setters, Terrazzo Finisher</b>	Skilled	\$19.35	\$11.15	\$30.50
	Semiskilled	\$14.51	\$11.15	\$25.66
	Unskilled	\$ 9.37	\$11.15	\$20.52



**Definitions:**

**Skilled:** An individual who performs work in a classification listed on the scale of wages. It shall be presumed that an employee is a skilled worker in that classification, and entitled to receive compensation at the skilled rate, unless the worker satisfies all of the criteria for being categorized as a semi-skilled or unskilled worker.

**Semi-skilled:** An individual registered in a bona fide apprenticeship program registered with the United States Department of Labor, Employment and Training Administration, Bureau of Apprenticeship and Training. Apprentices are paid pursuant to their individually warranted percentage for the classification of work that they perform as set forth in the apprentice program standards.

**Unskilled:** An individual with less than twelve months of cumulative experience in the construction trades and who is not registered in a bona fide apprenticeship program.

*The above definitions shall not apply to workers in the classification of Laborer.*


**Apprenticeship Programs:**


The Wage Committee determines that the common practice in the county is for contractors to participate in bona fide apprenticeship programs registered with the U.S. Department of Labor, Bureau of Apprenticeship and Training and that the rate of pay for the classifications of labor that participate in such programs is based in part on a percentage of the journeyman's rate (skilled rate herein) depending on the individual's progress in the program.


Workers engaged in such an apprenticeship program will be permitted to work at less than the predetermined rate set out above for the work they perform. Such apprentices must be paid at not less than the rate specified in the registered program for the apprentice's level of progress, expressed as a percentage of the journeymen hourly rate which is the skilled hourly rate in this wage scale.

Any worker who is not registered or otherwise employed in a bona fide apprenticeship program registered with the U.S. Department of Labor, Bureau of Apprenticeship and Training and has twelve or more months of cumulative experience in the construction trades shall be paid at the skilled wage rate on this wage determination for the classification of work actually performed by the worker regardless of how the employer classifies such a worker.

Disputes regarding the appropriate classification of workers and the amounts said workers should be paid may be submitted to the Indiana Department of Labor for investigation.

  
\_\_\_\_\_  
Indiana State AFL-CIO Representative  
Steve Wilson

  
\_\_\_\_\_  
Awarding Agency Representing Industry

  
\_\_\_\_\_  
Taxpayer Appointee of the Awarding Agency

  
\_\_\_\_\_  
Appointee of the County Legislative Body

\_\_\_\_\_  
Appointee of the ABC

July 11, 2011  
\_\_\_\_\_  
Date

