

COMMON CONSTRUCTION WAGE SCALE


Date: June 26, 2012, 10:00 AM EDT

City: Vincennes


County: Knox

This wage scale will be approved for all bids awarded for the following three (3) months for Vincennes University

We the undersigned common construction wage committee, appointed pursuant to Indiana Code 5-16-7 *et seq.*, do hereby fix and determine the following common construction wage scale to apply on the above referenced project(s).




Indiana State Building and Construction Trades Council
Ken Overton/Steve Wilson
888-463-8646 kenny@laborers561.org



Awarding Agency Representing Industry
Andrew Young
812-888-4323 ayoung@vinu.edu

Associated Builders and Contractors
Felisha Minnich
800-428-6215 felisha@abc-indy.org



Taxpayer Appointee of the Awarding Agency
Jeremy Wild

Appointee of the County Legislative Body
Rowe Sargeant

6-26-12

Date

COMMON CONSTRUCTION WAGES

Classification	Class			
		Hrly Rate	Fringes	Total
Asbestos Workers/Heat & Frost Insulators	Skilled	27.79	11.62	39.41
	Semiskilled	19.46	11.62	31.08
	Unskilled	13.90	11.62	25.52
Boilermakers	Skilled	31.83	19.66	51.49
	Semiskilled	26.62	18.68	45.30
	Unskilled	19.97	18.68	38.65
Brick Masons, Block Masons & Pointers	Skilled	29.31	9.54	38.84
	Semiskilled	19.62	11.74	31.36
	Unskilled	14.65	9.54	24.19
Carpenters/Drywall Installers	Skilled	23.75	12.11	35.86
	Semiskilled	19.00	12.11	31.11
	Unskilled	14.25	12.11	26.35
Carpet Layers	Skilled	23.75	12.11	35.86
	Semiskilled	19.00	12.11	31.11
	Unskilled	14.25	12.11	26.35
Cement Masons	Skilled	23.09	12.46	35.55
	Semiskilled	18.93	12.08	31.01
	Unskilled	14.20	12.08	26.28
Drywall Finishers, Plasterers	Skilled	24.02	9.91	33.93
	Semiskilled	19.22	7.10	26.32
	Unskilled	12.01	6.06	18.07
Electricians	Skilled	31.73	13.32	45.05
	Semiskilled	19.67	10.30	29.96
	Unskilled	12.69	8.55	21.24
Sound and Communication Workers	Skilled	22.74	10.43	33.18
	Semiskilled	18.00	10.43	28.43
	Unskilled	13.00	8.00	21.00
Elevator Constructors	Skilled	36.49	18.14	54.63
	Semiskilled	29.20	16.70	45.91
	Unskilled	25.55	16.35	41.90
Glaziers	Skilled	26.19	9.07	35.26
	Semiskilled	18.34	9.07	27.40
	Unskilled	13.09	9.07	22.16

Iron Workeres	Skilled	25.74	14.81	40.55
	Semiskilled	20.59	14.81	35.40
	Unskilled	15.44	14.81	30.25
Laborers, Asbestos Abatement Worker (use semiskilled rate)	Skilled	22.74	10.43	33.18
	Semiskilled	22.22	10.43	32.66
	Unskilled	21.70	10.43	32.14
Millwrights	Skilled	24.87	15.15	40.02
	Semiskilled	23.62	15.15	38.77
	Unskilled	14.92	15.15	30.08
Operating Engineer/ Equipment Operator	Skilled	25.95	12.54	38.49
	Semiskilled	23.30	12.54	35.84
	Unskilled	21.18	12.54	33.73
Painters Brush, Roll	Skilled	23.72	10.26	33.98
	Semiskilled	20.34	7.62	27.97
	Unskilled	12.71	6.58	19.29
Painters Spray, Sandblast	Skilled	24.69	10.26	34.95
	Semiskilled	21.17	7.62	28.80
	Unskilled	13.23	6.58	19.81
Pile Driver	Skilled	24.79	12.11	36.90
	Semiskilled	20.04	12.11	32.15
	Unskilled	15.29	12.11	27.39
Pipefitters & Steamfitters, Plumbers	Skilled	31.01	14.47	45.48
	Semiskilled	20.16	14.47	34.62
	Unskilled	13.74	14.41	28.15
Roofers	Skilled	25.55	11.36	36.91
	Semiskilled	18.00	10.63	28.63
	Unskilled	15.33	9.90	25.23
Sheet Metal Workers	Skilled	27.77	15.18	42.95
	Semiskilled	19.44	15.08	34.52
	Unskilled	13.51	7.01	20.52
Sprinkler Fitters	Skilled	32.19	13.14	45.33
	Semiskilled	22.53	13.14	35.67
	Unskilled	16.09	7.09	23.18

Teamsters	Skilled	21.40	9.36	30.76
	Semiskilled	21.54	9.65	31.19
	Unskilled	N/A	N/A	N/A
Tile & Marble Setters	Skilled	25.02	10.82	35.84
	Semiskilled	18.76	10.82	29.58
	Unskilled	12.50	10.82	23.32
Terrazzo Workers	Skilled	18.77	10.82	29.59
	Semiskilled	13.00	10.82	23.82
	Unskilled	9.09	10.82	19.91