



DIVISION OF FAMILY RESOURCES

Fulton County Monthly Management Report May 2024

State of Indiana
Eric Holcomb
Governor

**Family and Social Services
Administration**
Dan Rusyniak, MD
Secretary

**Division of Family
Resources**
Sunshine Beam
Interim Director

For questions regarding data on this report contact:
office.Communications@fssa.IN.gov



State of Indiana

Published June 2024



DIVISION OF FAMILY RESOURCES

Monthly Management Report

Reporting Month: May 2024

Location: Fulton County

TEMPORARY ASSISTANCE FOR NEEDY FAMILIES (TANF)

Child-Only and One-Parent Families	May 2024	April 2024	May 2023	Annual Change
Number of families receiving TANF Grants	9	10	14	-35.71%
Total number of grant recipients	17	18	28	-39.29%
Number of adult grant recipients	2	2	2	0.00%
Number of child grant recipients	15	16	26	-42.31%
Total payments	\$1,985	\$2,140	\$2,751	-27.84%
Average payment per case	\$220.56	\$214.00	\$196.50	12.24%
Average payment per recipient	\$116.76	\$118.89	\$98.25	18.84%
Number of cases with benefits reduced to zero	0	0	0	0%
Number of recipients with benefits reduced to zero	0	0	0	0%
Number of adult recipients with benefit reduced to zero	0	0	0	0%
Number of child recipients with benefit reduced to zero	0	0	0	0%

Two-Parent Families	May 2024	April 2024	May 2023	Annual Change
Number of families receiving TANF Grants	0	0	0	0%
Total number of grant recipients	0	0	0	0%
Number of adult grant recipients	0	0	0	0%
Number of child grant recipients	0	0	0	0%
Total payments	\$0	\$0	\$0	0%
Average payment per case	\$0.00	\$0.00	\$0.00	0.00%
Average payment per recipient	\$0.00	\$0.00	\$0.00	0.00%
Number of cases with benefits reduced to zero	0	0	0	0%
Number of recipients with benefits reduced to zero	0	0	0	0%
Number of adult recipients with benefit reduced to zero	0	0	0	0%
Number of child recipients with benefit reduced to zero	0	0	0	0%

Note:

For August 2021, a one time payment of \$400 per recipient was included in the Total payments and Average payments. TANF section rules changed to reflect Federal reporting logic effective September 2021. For August 2022, a one-time payment of \$269 per recipient was included in the Total payments and Average payments.

Source:



DIVISION OF FAMILY RESOURCES

Monthly Management Report

Reporting Month: May 2024

Location: Fulton County

TANF - APPLICATIONS

	May 2024	April 2024	May 2023	Annual Change
Number of Applications	16	14	11	45.45%

TANF - RECIPIENTS BY ZIP CODE

ZIP Code	Households	Recipients
46910	1	2
46939	1	2
46975	7	13
Total	9	17



DIVISION OF FAMILY RESOURCES

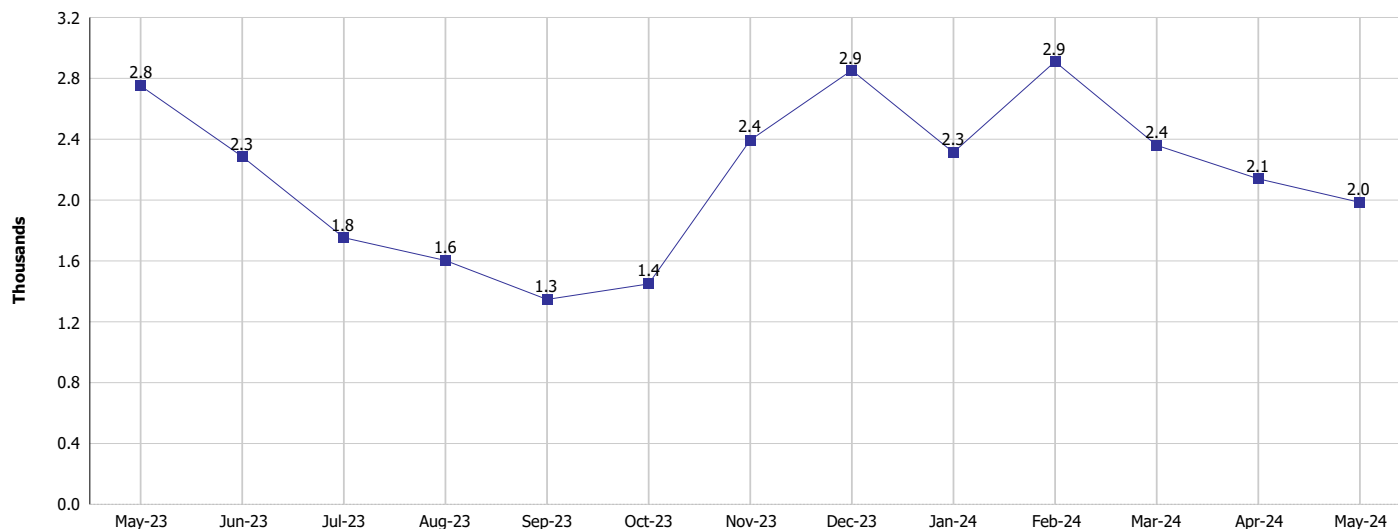
Monthly Management Report

Reporting Month: May 2024

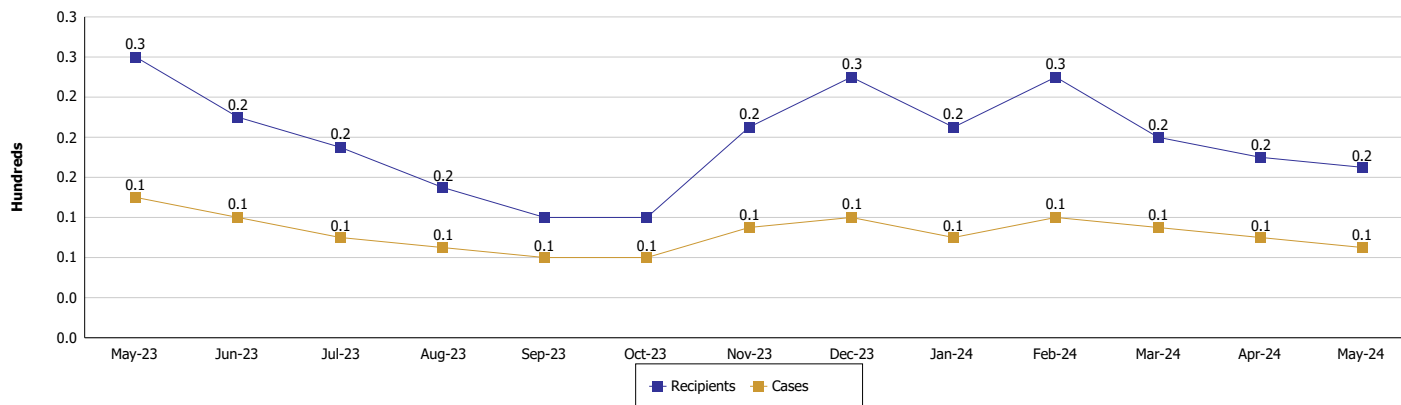
Location: Fulton County

TEMPORARY ASSISTANCE FOR NEEDY FAMILIES (TANF)

TANF Regular And TANF Two-Parent Cash Assistance



TANF Cases and Recipients (TANF Regular and TANF Two-Parent)



Note:

For August 2021, a one time payment of \$400 per recipient was included in the Total payments and Average payments. TANF section rules changed to reflect Federal reporting logic effective September 2021. For August 2022, a one-time payment of \$269 per recipient was included in the Total payments and Average payments.



DIVISION OF FAMILY RESOURCES

Monthly Management Report

Reporting Month: May 2024

Location: Fulton County

SUPPLEMENTAL NUTRITION ASSISTANCE PROGRAM (SNAP)

	May 2024	April 2024	May 2023	Annual Change
Total issuance	\$322,569	\$315,526	\$291,854	10.52%
Number of households receiving SNAP benefits	807	806	762	5.91%
Number of recipients	1,696	1,657	1,627	4.24%
Average issuance per household	\$399.71	\$391.47	\$383.01	4.36%
Average issuance per recipient	\$190.19	\$190.42	\$179.38	6.03%
Number of Applications	101	105	110	-8.18%



DIVISION OF FAMILY RESOURCES

Monthly Management Report

Reporting Month: May 2024

Location: Fulton County

SNAP - RECIPIENTS BY ZIP CODE

ZIP Code	Households	Recipients
46350	1	1
46501	1	1
46511	17	39
46534	1	2
46563	1	1
46570	4	7
46750	1	1
46806	1	1
46901	1	1
46910	72	158
46922	5	9
46931	15	58
46939	80	185
46945	5	11
46947	1	1
46951	19	38
46960	3	6
46970	1	1
46975	574	1,166
46982	1	3
46996	2	5
47558	1	1
Totals	807	1,696



DIVISION OF FAMILY RESOURCES

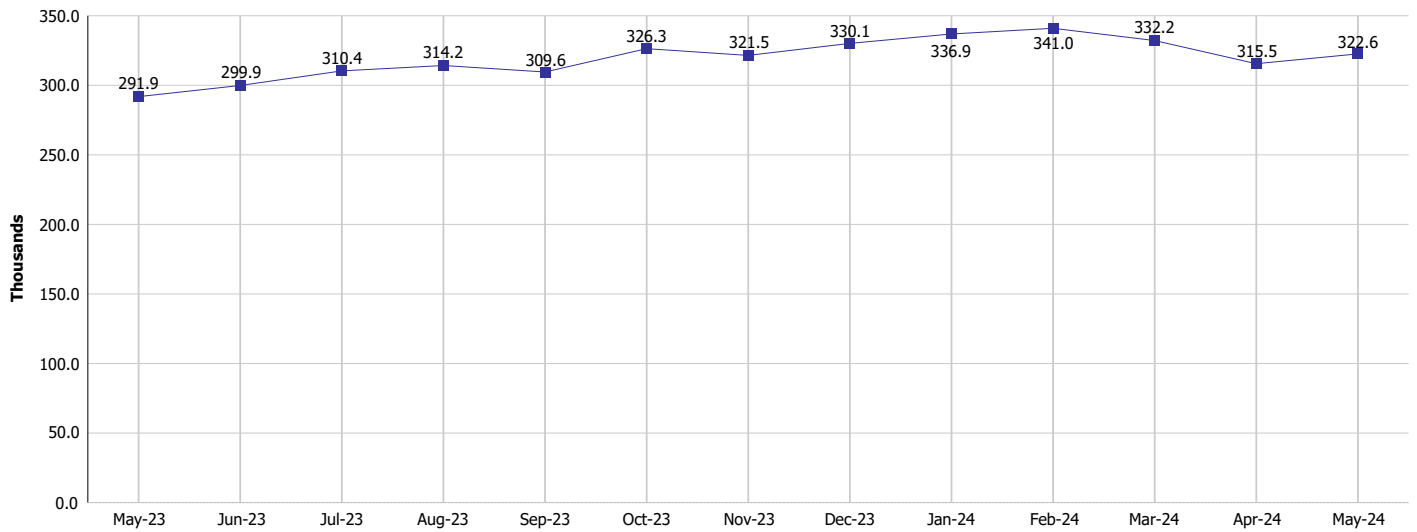
Monthly Management Report

Reporting Month: May 2024

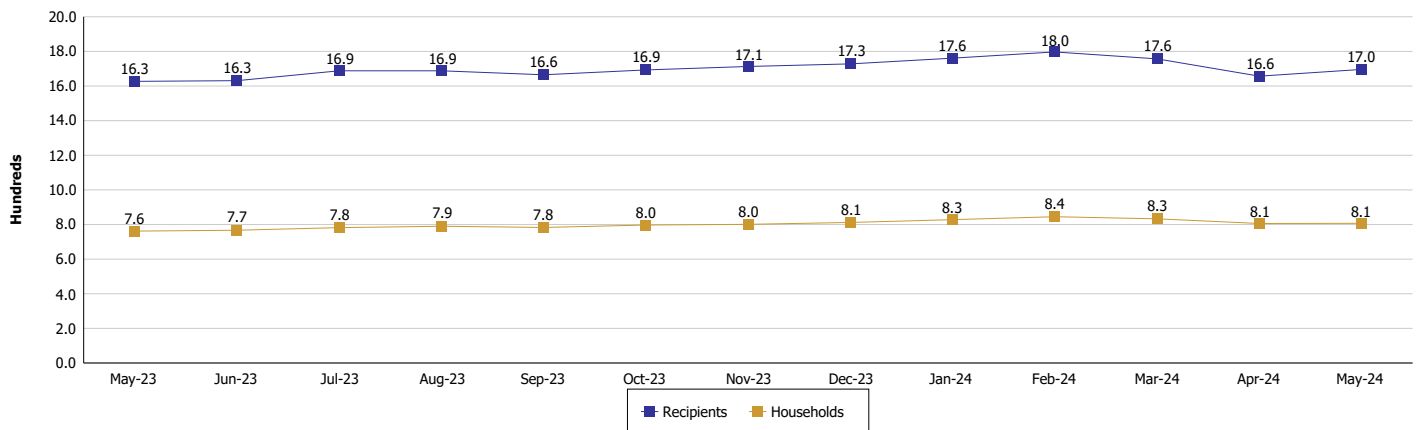
Location: Fulton County

SUPPLEMENTAL NUTRITION ASSISTANCE PROGRAM (SNAP)

SNAP Issuance



SNAP Households and Recipients



Note:

Run Date: Jun 12, 2024



DIVISION OF FAMILY RESOURCES

Monthly Management Report

Reporting Month: May 2024

Location: Fulton County

HIP 2.0 and SNAP

	May 2024	April 2024	May 2023	Annual Change
Total HIP 2.0 Members	2,126	2,147	2,554	-16.76%
HIP Members also SNAP Recipients	534	536	519	2.89%
Percentage HIP Members SNAP Recipients	25.1%	25.0%	20.3%	4.80
HIP Members SNAP ABAWDs	18	24	34	-47.06%
Percentage HIP Members SNAP ABAWDs	0.8%	1.1%	1.3%	-0.5



DIVISION OF FAMILY RESOURCES

Monthly Management Report

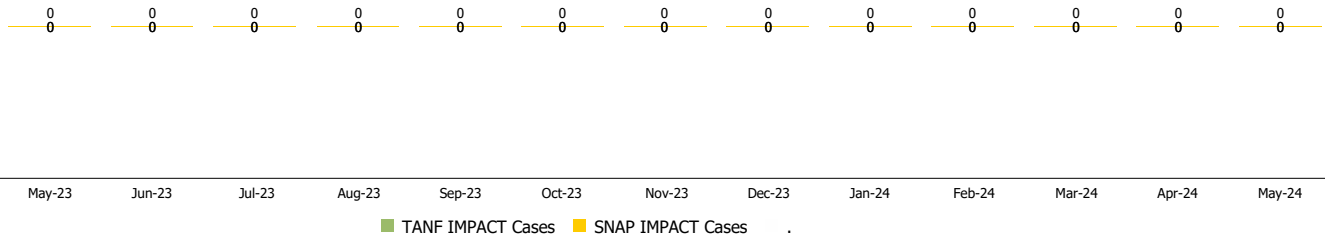
Reporting Month: May 2024

Location: Fulton County

INDIANA MANPOWER PLACEMENT AND COMPREHENSIVE TRAINING (IMPACT)

	May 2024	April 2024	May 2023	Annual Change
Number of IMPACT cases	0	0	0	
Number of TANF IMPACT adults	0	0	0	
Number of SNAP IMPACT Cases	0	0	0	
Total number of adults employed	3	2	6	-50.00%
Number of TANF IMPACT adults newly employed (within past 30 days)	0	0	0	
Number of SNAP IMPACT adults employed	3	2	6	-50.00%
Total number of adults ineligible due to employment	3	13	5	-40.00%
Number of TANF adults ineligible due to employment	0	0	0	
Number of SNAP adults ineligible due to employment	3	13	5	-40.00%

IMPACT Caseloads
(SNAP, TANF, Total Caseload)



Note:

Effective January 2022, these numbers have been adjusted to reflect only those actually participating in IMPACT.