



DIVISION OF FAMILY RESOURCES

Knox County Monthly Management Report May 2024

State of Indiana

Eric Holcomb
Governor

Family and Social Services Administration

Dan Rusyniak, MD
Secretary

Division of Family Resources

Sunshine Beam
Interim Director

For questions regarding data on this report contact:
office.Communications@fssa.IN.gov



State of Indiana

Published June 2024



DIVISION OF FAMILY RESOURCES

Monthly Management Report

Reporting Month: May 2024

Location: Knox County

TEMPORARY ASSISTANCE FOR NEEDY FAMILIES (TANF)

Child-Only and One-Parent Families	May 2024	April 2024	May 2023	Annual Change
Number of families receiving TANF Grants	38	42	25	52.00%
Total number of grant recipients	70	77	44	59.09%
Number of adult grant recipients	9	11	3	200.00%
Number of child grant recipients	61	66	41	48.78%
Total payments	\$7,939	\$8,833	\$4,601	72.55%
Average payment per case	\$208.92	\$210.31	\$184.04	13.52%
Average payment per recipient	\$113.41	\$114.71	\$104.57	8.46%
Number of cases with benefits reduced to zero	2	1	1	100.00%
Number of recipients with benefits reduced to zero	3	1	1	200.00%
Number of adult recipients with benefit reduced to zero	1	0	0	0%
Number of child recipients with benefit reduced to zero	2	1	1	100.00%

Two-Parent Families	May 2024	April 2024	May 2023	Annual Change
Number of families receiving TANF Grants	6	5	7	-14.29%
Total number of grant recipients	21	18	25	-16.00%
Number of adult grant recipients	10	8	14	-28.57%
Number of child grant recipients	11	10	11	0.00%
Total payments	\$1,935	\$1,615	\$2,248	-13.92%
Average payment per case	\$322.50	\$323.00	\$321.14	0.42%
Average payment per recipient	\$92.14	\$89.72	\$89.92	2.47%
Number of cases with benefits reduced to zero	0	0	0	0%
Number of recipients with benefits reduced to zero	0	0	0	0%
Number of adult recipients with benefit reduced to zero	0	0	0	0%
Number of child recipients with benefit reduced to zero	0	0	0	0%

Note:

For August 2021, a one time payment of \$400 per recipient was included in the Total payments and Average payments. TANF section rules changed to reflect Federal reporting logic effective September 2021. For August 2022, a one-time payment of \$269 per recipient was included in the Total payments and Average payments.

Source:



DIVISION OF FAMILY RESOURCES

Monthly Management Report

Reporting Month: May 2024

Location: Knox County

TANF - APPLICATIONS

	May 2024	April 2024	May 2023	Annual Change
Number of Applications	41	55	42	-2.38%

TANF - RECIPIENTS BY ZIP CODE

ZIP Code	Households	Recipients
47512	5	11
47524	1	1
47557	1	1
47561	2	2
47578	1	3
47591	34	73
Total	44	91



DIVISION OF FAMILY RESOURCES

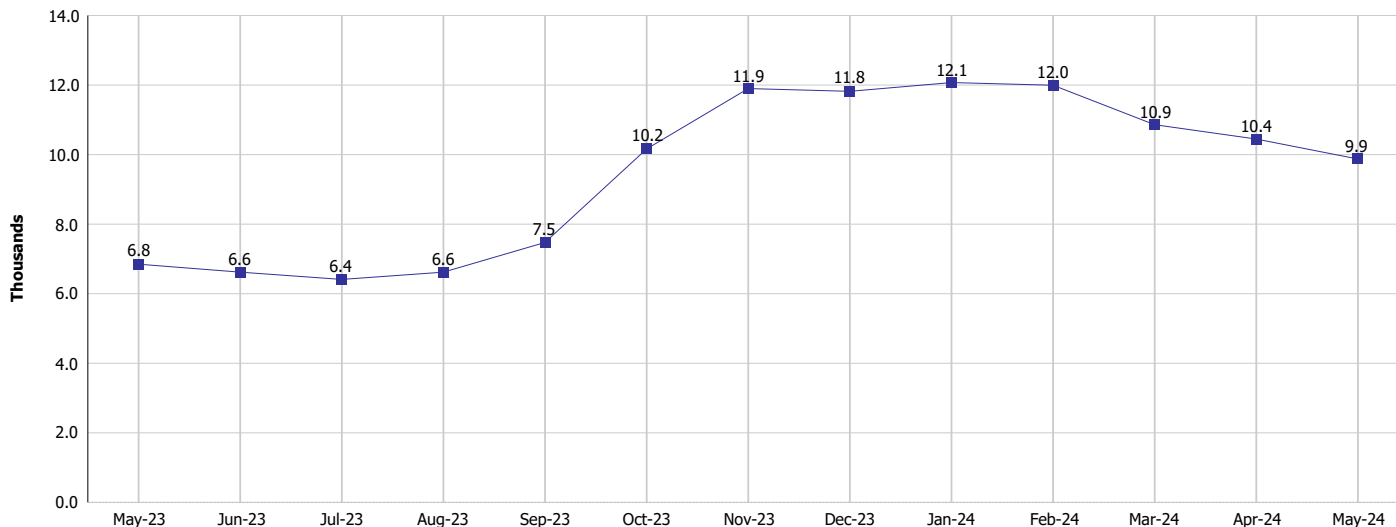
Monthly Management Report

Reporting Month: May 2024

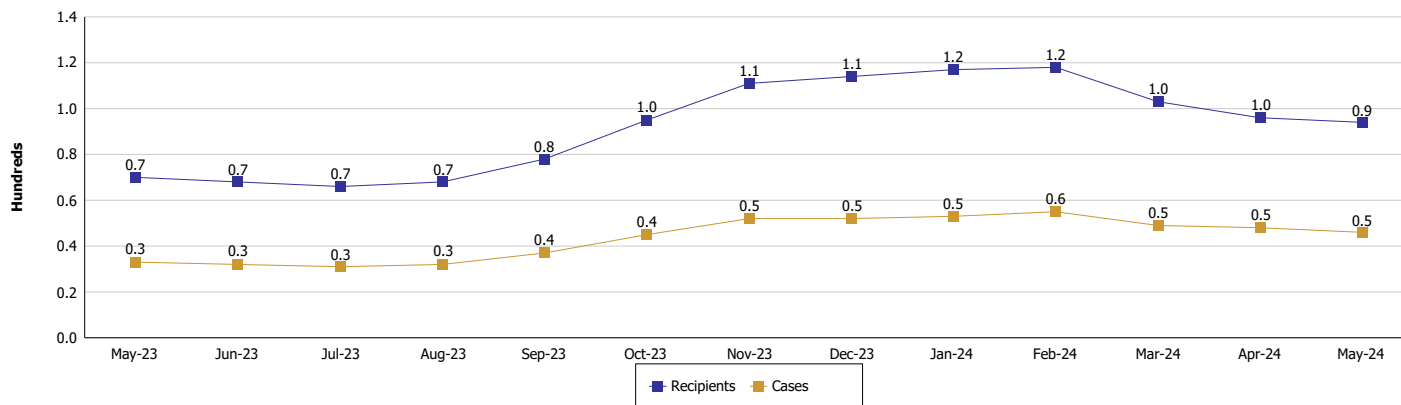
Location: Knox County

TEMPORARY ASSISTANCE FOR NEEDY FAMILIES (TANF)

TANF Regular And TANF Two-Parent Cash Assistance



TANF Cases and Recipients (TANF Regular and TANF Two-Parent)



Note:

For August 2021, a one time payment of \$400 per recipient was included in the Total payments and Average payments. TANF section rules changed to reflect Federal reporting logic effective September 2021.

For August 2022, a one-time payment of \$269 per recipient was included in the Total payments and Average payments.



DIVISION OF FAMILY RESOURCES

Monthly Management Report

Reporting Month: May 2024

Location: Knox County

SUPPLEMENTAL NUTRITION ASSISTANCE PROGRAM (SNAP)

	May 2024	April 2024	May 2023	Annual Change
Total issuance	\$796,353	\$801,512	\$748,265	6.43%
Number of households receiving SNAP benefits	2,048	2,062	1,973	3.8%
Number of recipients	4,148	4,161	4,055	2.29%
Average issuance per household	\$388.84	\$388.71	\$379.25	2.53%
Average issuance per recipient	\$191.98	\$192.62	\$184.53	4.04%
Number of Applications	283	299	312	-9.29%



DIVISION OF FAMILY RESOURCES

Monthly Management Report

Reporting Month: May 2024

Location: Knox County

SNAP - RECIPIENTS BY ZIP CODE

ZIP Code	Households	Recipients
47501	1	1
47512	264	597
47516	30	56
47524	19	45
47528	23	60
47535	18	41
47553	1	1
47557	41	96
47561	41	86
47562	1	1
47573	5	6
47578	12	33
47591	1,537	3,006
47596	8	17
47597	39	84
47620	1	4
47670	1	1
47711	1	3
47713	1	2
47807	2	2
None	2	6
Totals	2,048	4,148



DIVISION OF FAMILY RESOURCES

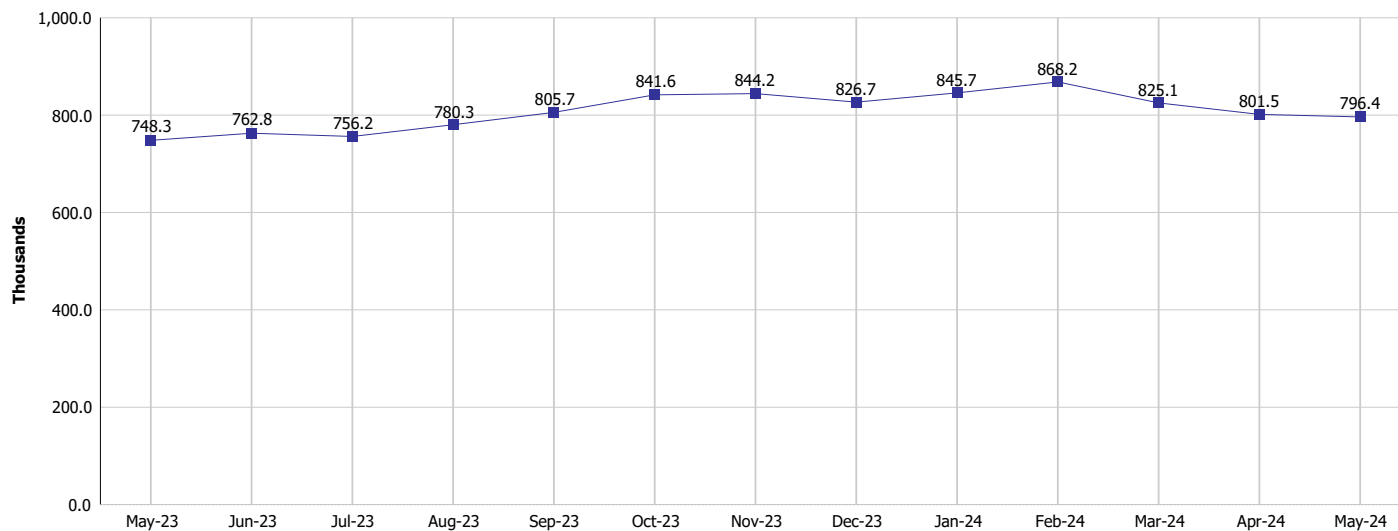
Monthly Management Report

Reporting Month: May 2024

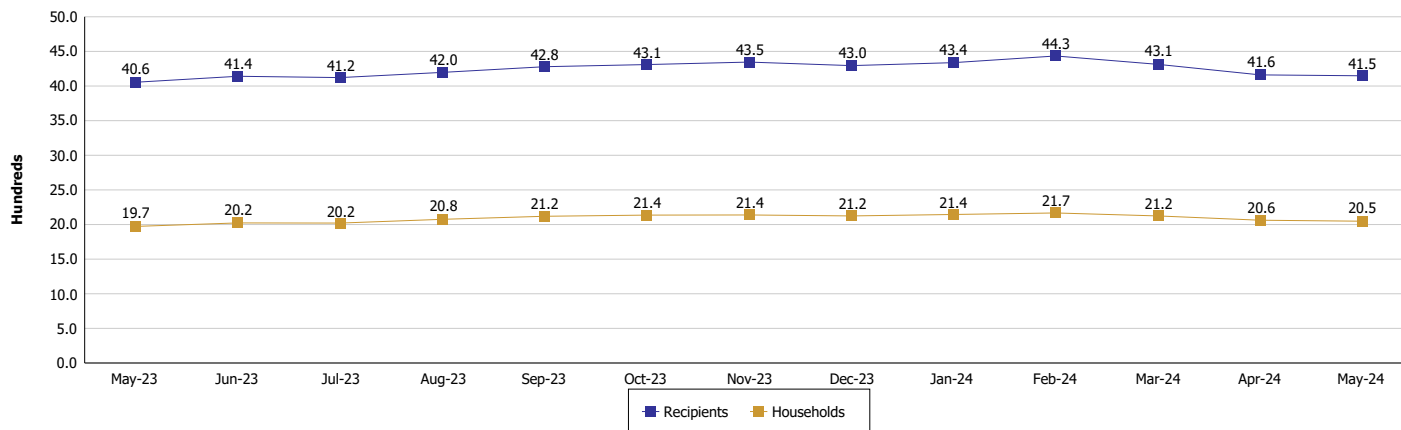
Location: Knox County

SUPPLEMENTAL NUTRITION ASSISTANCE PROGRAM (SNAP)

SNAP Issuance



SNAP Households and Recipients



Note:

Run Date: Jun 12, 2024



DIVISION OF FAMILY RESOURCES

Monthly Management Report

Reporting Month: May 2024

Location: Knox County

HIP 2.0 and SNAP

	May 2024	April 2024	May 2023	Annual Change
Total HIP 2.0 Members	4,524	4,523	5,369	-15.74%
HIP Members also SNAP Recipients	1,361	1,353	1,333	2.10%
Percentage HIP Members SNAP Recipients	30.1%	29.9%	24.8%	5.26
HIP Members SNAP ABAWDs	58	67	85	-31.76%
Percentage HIP Members SNAP ABAWDs	1.3%	1.5%	1.6%	-0.3

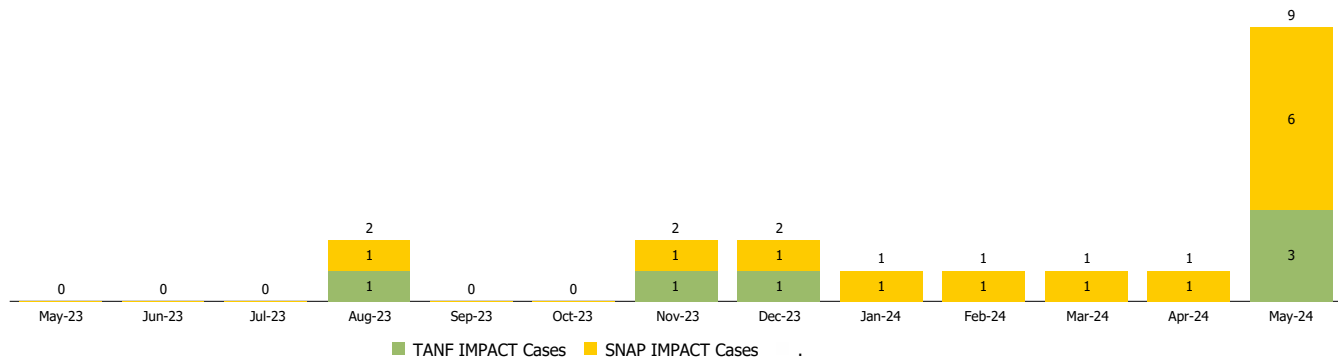
Monthly Management Report

Reporting Month: May 2024 Location: Knox County

INDIANA MANPOWER PLACEMENT AND COMPREHENSIVE TRAINING (IMPACT)

	May 2024	April 2024	May 2023	Annual Change
Number of IMPACT cases	9	1	0	
Number of TANF IMPACT adults	3	0	0	
Number of SNAP IMPACT Cases	6	1	0	
Total number of adults employed	12	12	17	-29.41%
Number of TANF IMPACT adults newly employed (within past 30 days)	2	0	1	100.00%
Number of SNAP IMPACT adults employed	10	12	16	-37.50%
Total number of adults ineligible due to employment	13	11	27	-51.85%
Number of TANF adults ineligible due to employment	0	0	0	
Number of SNAP adults ineligible due to employment	13	11	27	-51.85%

IMPACT Caseloads
(SNAP, TANF, Total Caseload)



Note: Effective January 2022, these numbers have been adjusted to reflect only those actually participating in IMPACT.