



2023 ANNUAL REPORT

Table of Contents



Indiana Racetracks & OTBs.....	3-4
Commissioners & Staff.....	5
Live Racing Handle at Tracks.....	6
Live Handle	
Simulcast Handle	
In-State Handle	
Wagering Handle.....	7
Distribution of the Wagering Dollar.....	8
Revenues & Fees.....	9
State Revenues	
Distribution of Breakage to Breed Development	
Advanced Deposit Wagering Fees Received or Held	
Occupational Licensing.....	10
Drug Testing.....	11
Breed Development Program Information.....	12
Program Committee Members	
Purse Distribution & Revenues	
Indiana Bred & Sired Statistics.....	13
Racino Slot Revenue Allocation.....	14
Contact Information.....	15

Indiana Racetracks & OTBs



Mailing Address

4500 Dan Patch Circle
Anderson, Indiana 46013
Telephone: 765-642-RACE (7223)
Fax: 765-683-2599

Meet Period

March 24 - December 9, 2023
160 Standardbred race days

Post Time

Tuesday - Friday: 6:15 p.m.
Saturday: 7 p.m. and 7:20 p.m. (special nights)

Track Stats

Grandstand Seating Capacity: 1,750
Barn Area Stall Space: 980
Length of Track: 7/8 mile, Width: 90 feet

Off Track Betting Parlor Locations

Winner's Circle OTB

1304 Minnich Road, New Haven, Indiana
260-490-9006

Winner's Circle OTB

20 N Pennsylvania St. Ste 2, Indianapolis, Indiana
317-656-7223

2023 Racing Calendar

March/April

S	M	T	W	TH	F	S
26	27	28	29	30	24/31	25/1
2	3	4	5	6	7	8
9	10	11	12	13	14	15
16	17	18	19	20	21	22
23/30	24	25	26	27	28	29

May

S	M	T	W	TH	F	S
	1	2	3	4	5	6
7	8	9	10	11	12	13
14	15	16	17	18	19	20
21	22	23	24	25	26	27
28	29	30	31			

June

S	M	T	W	TH	F	S
				1	2	3
4	5	6	7	8	9	10
11	12	13	14	15	16	17
18	19	20	21	22	23	24
25	26	27	28	29	30	

July

S	M	T	W	TH	F	S
						1
2	3	4	5	6	7	8
9	10	11	12	13	14	15
16	17	18	19	20	21	22
23/30	24/31	25	26	27	28	29

August

S	M	T	W	TH	F	S
		1	2	3	4	5
6	7	8	9	10	11	12
13	14	15	16	17	18	19
20	21	22	23	24	25	26
27	28	29	30	31		

September

S	M	T	W	TH	F	S
					1	2
3	4	5	6	7	8	9
10	11	12	13	14	15	16
17	18	19	20	21	22	23
24	25	26	27	28	29	30

October

S	M	T	W	TH	F	S
1	2	3	4	5	6	7
8	9	10	11	12	13	14
15	16	17	18	19	20	21
22	23	24	25	26	27	28
29	30	31				

November

S	M	T	W	TH	F	S
			1	2	3	4
5	6	7	8	9	10	11
12	13	14	15	16	17	18
19	20	21	22	23	24	25
26	27	28	29	30		

December

S	M	T	W	TH	F	S
					1	2
3	4	5	6	7	8	9
10	11	12	13	14	15	16
17	18	19	20	21	22	23
24/31	25	26	27	28	29	30

Indiana Racetracks & OTBs



HORSESHOE[®] INDIANAPOLIS

Mailing Address

4200 N Michigan Road
Shelbyville, Indiana 46176
Telephone: 317-421-0000
Fax: 317-421-0100

Track Stats

Grandstand Seating Capacity: 800
Barn Area Stall Space: 948
Length of Track: 1 mile, Width: 80 feet
7 furlong turf course, Width: 98 feet

Meet Period

April 18 - November 17, 2023
123 race days (mixed meet)
117 Thoroughbred & QH days; 6 QH-only days

Off Track Betting Parlor Locations

Clarksville OTB
650 Eastern Blvd., Clarksville, Indiana 47129
812-473-89106

Post Time

Mon.-Wed.: 2:30 p.m.; Thurs. & Fri.: 2:10 p.m.;
Sat.: 10:45 a.m. (QH race days), 12:00 p.m. or 5:30 p.m.

2023 Racing Calendar

April

S	M	T	W	TH	F	S
						1
2	3	4	5	6	7	8
9	10	11	12	13	14	15
16	17	18	19	20	21	22
23 30	24	25	26	27	28	29

May

S	M	T	W	TH	F	S
	1	2	3	4	5	6
7	8	9	10	11	12	13
14	15	16	17	18	19	20
21	22	23	24	25	26	27
28	29	30	31			

June

S	M	T	W	TH	F	S
				1	2	3
4	5	6	7	8	9	10
11	12	13	14	15	16	17
18	19	20	21	22	23	24
25	26	27	28	29	30	

July

S	M	T	W	TH	F	S
						1
2	3	4	5	6	7	8
9	10	11	12	13	14	15
16	17	18	19	20	21	22
23 30	24 31	25	26	27	28	29

August

S	M	T	W	TH	F	S
		1	2	3	4	5
6	7	8	9	10	11	12
13	14	15	16	17	18	19
20	21	22	23	24	25	26
27	28	29	30	31		

September

S	M	T	W	TH	F	S
					1	2
3	4	5	6	7	8	9
10	11	12	13	14	15	16
17	18	19	20	21	22	23
24	25	26	27	28	29	30

October

S	M	T	W	TH	F	S
1	2	3	4	5	6	7
8	9	10	11	12	13	14
15	16	17	18	19	20	21
22	23	24	25	26	27	28
29	30	31				

November

S	M	T	W	TH	F	S
			1	2	3	4
5	6	7	8	9	10	11
12	13	14	15	16	17	18
19	20	21	22	23	24	25
26	27	28	29	30		

Indiana Horse Racing Commission



Commissioners

Philip Borst, DVM.....	Chairman
Bill Estes.....	Member
Gus Levengood.....	Member
Bill McCarty.....	Member
George Pillow.....	Member

Commission Senior Staff

Deena Pitman.....	Executive Director
Tom Linkmeyer.....	Assistant Executive Director
Wendi Samuelson-Dull.....	Chief Financial Officer
Jessica Barnes.....	Director of Racing & Breed Development
David Rothenberg.....	General Counsel
Matthew Eggiman.....	Deputy General Counsel
Mike Morris.....	Director of Security
Dr. Kerry Peterson.....	Equine Medical Director
Doug Blackshear.....	Controller

Coordinating Support Staff

Joyse Banister.....	Standardbred Breed Development Coordinator
Eric Corado.....	Thoroughbred & Quarter Horse Breed Development Coordinator
Jennifer Tuttle.....	Breed Development Residency Coordinator
(Vacant).....	Communications Coordinator
Alyssa Turpin.....	Breed Development Inspector
Cheryl Raney.....	Accountant
Cindy Gordon.....	Administrative Assistant

Race Track Staff

Joseph Hunt.....	Investigator
Harold (JR) Davis.....	Investigator
John McAllister.....	Investigator
(Vacant).....	Investigator
Karla Vaughn.....	Racing Inspector/Accountant
Abi Meister.....	Horseshoe Indianapolis/Harrah's Hoosier Park Licensing Supervisor
Elizabeth Hewitt.....	Harrah's Hoosier Park Licensing Manager
Erin Hardebeck.....	Horseshoe Indianapolis Licensing Manager
Stephanie Adams.....	Horseshoe Indianapolis Test Barn Administrator
Karen Rash, RVT.....	Harrah's Hoosier Park Test Barn Administrator

Standardbred Judges

Kevin Gumm.....	Presiding Judge
Tom Hope.....	Associate Judge
John Zawistowski.....	Associate Judge
Brian Barnes.....	Associate Judge

Thoroughbred Stewards

Eric Smith.....	Senior State Steward
James Lages.....	Associate Steward
Trish Bowman.....	Associate Steward
Michele Dollase.....	Safety Steward

Veterinarians/Technicians

Anthony Dalessandro, DVM..	Commission Veterinarian
Yvonne Stephens, RVT.....	Veterinary Technician
Anne Tresser, RVT.....	Veterinary Technician

Live Racing Handle at Tracks

Live Handle

	Harrah's Hoosier Park (Standardbred)	Horseshoe Indianapolis (Thoroughbred)	Hoseshoe Indianapolis (Quarter Horse)
Number of Dates	159	116	215 (Races) ³
Total Handle	\$2,525,804	\$2,297,095	\$482,560
Avg. Daily Handle	\$15,886	\$19,803	NA
Avg. Per Race Handle	NA	NA	\$2,244

Total Live Handle: \$5,305,459

Simulcast Handle¹

	Export Handle	Average Daily Export Handle
Standardbred	\$114,268,034	\$718,667
Thoroughbred	\$254,607,512	\$2,194,892
Quarter Horse³	\$23,566,989	\$109,614

Total Simulcast Handle: \$392,442,535

In-State Handle²

	Harrah's Hoosier Park	Horseshoe Indianapolis	Total
Standardbred	\$2,915,596	\$2,995,379	\$5,910,975
Thoroughbred/QH	\$13,661,109	\$17,136,942	\$30,798,051
Total In-State	\$16,576,705	\$20,132,321	\$36,709,026

¹ Harrah's Hoosier Park wagered \$557,765 on Horseshoe Indianapolis' Thoroughbred and Quarter Horse simulcast signal. Horseshoe Indianapolis wagered \$340,923 on Harrah's Hoosier Park's Standardbred simulcast signal. These handle numbers are included in the "Export Handle" above by source of signal and in "In-State Handle" by location of wager.

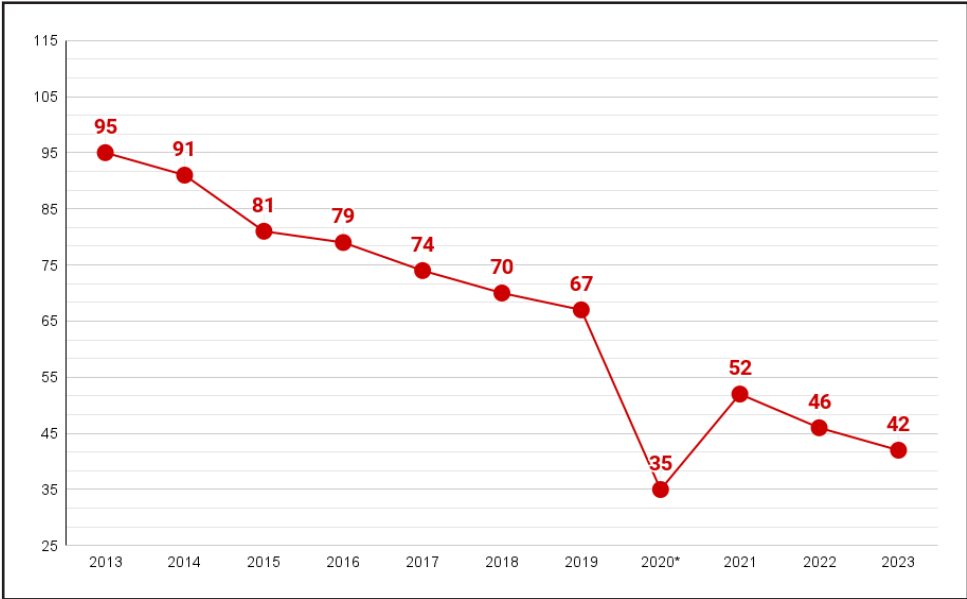
² Handle at Indiana OTB's on racing originating in-state is accounted for in "In-State Handle" source of wager (i.e. Hoosier Park's OTB handle on Hoosier Park's live racing is attributed to Hoosier Park).

³ Quarter Horse handle is calculated on a per race basis, not daily.

Wagering Handle

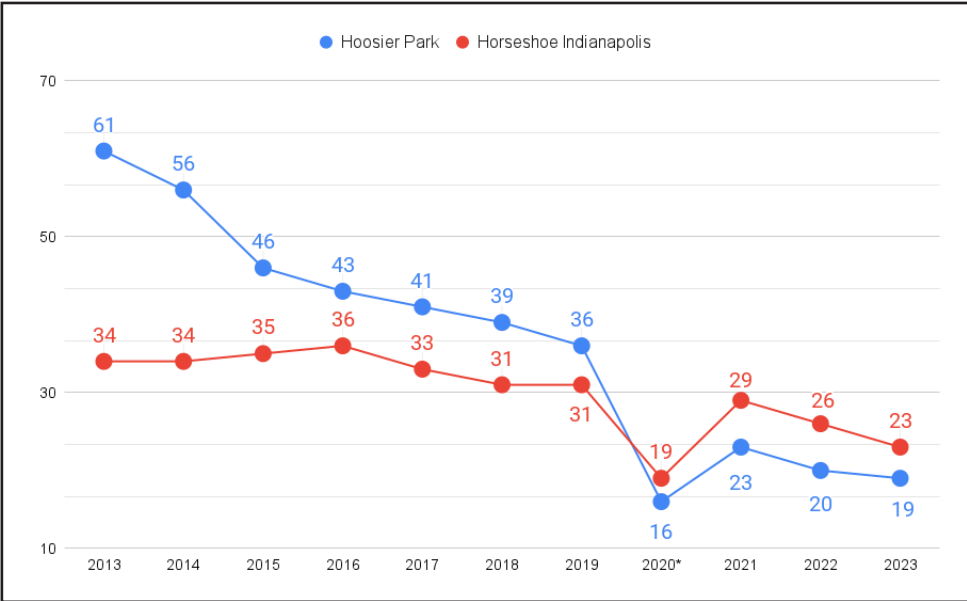
Total In-State Handle

Previous 10 years. Values are in millions of dollars.



Total Handle by Track

Previous 10 years. Values are in millions of dollars.



(Handle - money wagered by the betting public on pari-mutuel races within the state of Indiana.)

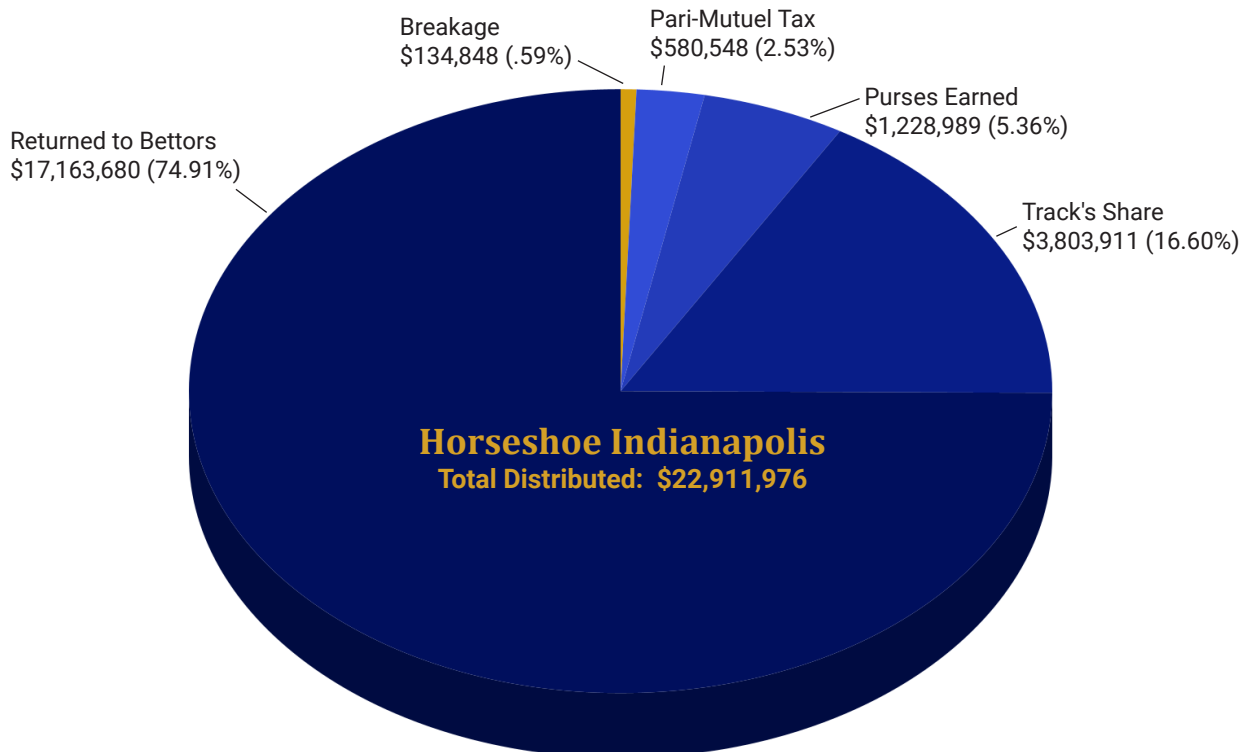
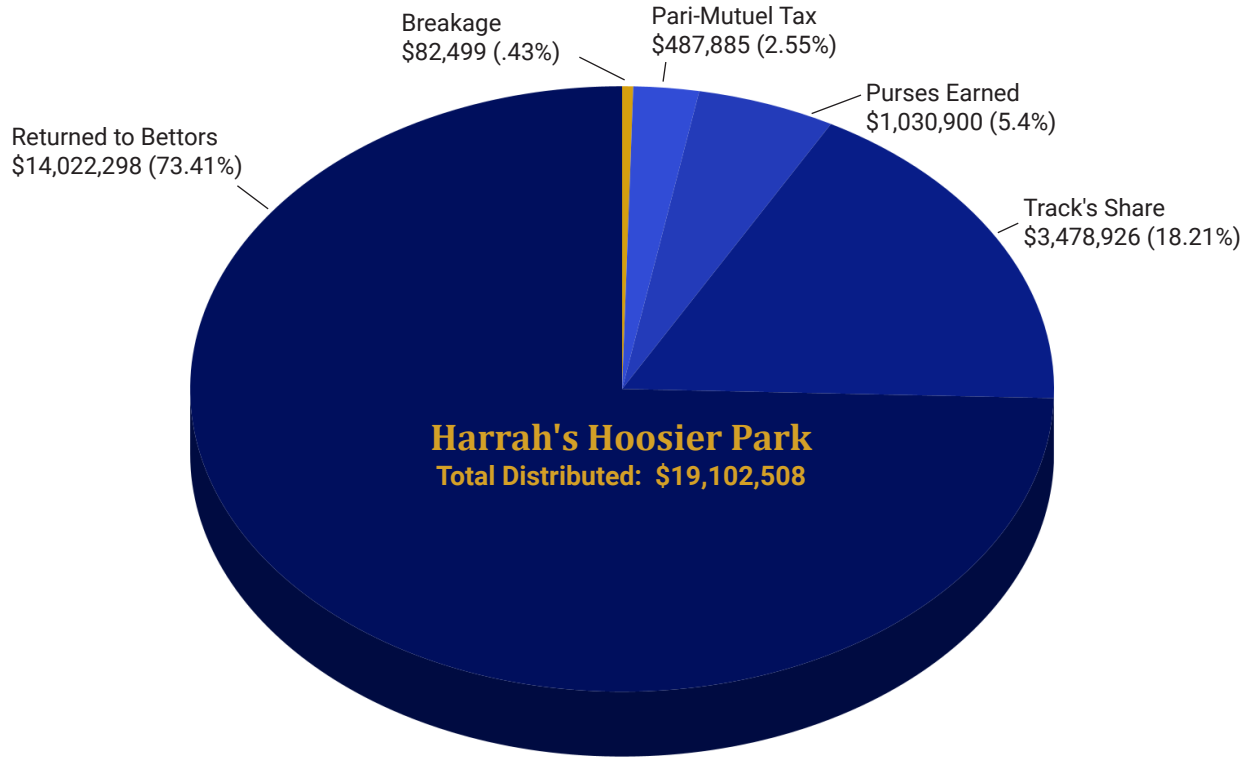
*Decrease in handle for year 2020 due to statewide COVID-19 racetrack closures and limited capacity reopening.

The charts above reflect the last 10 years' worth of statistics. For prior history, please visit our website at <https://www.in.gov/hrc/2335.htm>

Distribution of the Wagering Dollar

The following is a breakdown of the distribution of all money wagered at Harrah's Hoosier Park and Indiana Grand, as well as their satellite facilities:

Pari-Mutuel Tax - includes satellite facility tax. Breakage - the difference in the rounding off of pari-mutuel payoffs.



Distribution of the Wagering Dollar

State Revenues

The following revenue is collected in accordance with pari-mutuel statute IC 4-31 and gaming statute IC 4-35. Funds noted with an asterisk are directed by statute to the state's General Fund:

	Harrah's Hoosier Park	Horseshoe Indianapolis
Pari-Mutuel Tax	\$434,968	\$519,394
.45% of Adjusted Gross Receipts	\$1,025,774	\$1,556,696
Track Reimbursement for Officials	\$532,442	\$409,612
Occupational License Fees*	\$60,734	\$231,131
Satellite Facility Tax ¹ (1/2% on OTB Handle)	\$52,917	\$61,154
Breakage ²	\$82,499	\$134,848
Fines and Civil Penalties Paid*	\$35,385	\$29,550
Outstanding Tickets ²	\$113,379	\$148,430
Track Permit and License Fees*	\$7,000	\$6,000
Total	\$2,345,098	\$3,096,815

Total State Revenues: \$5,441,913

¹ 50% to livestock industry promotion & development fund & 50% to State Fair Commission ² Breakages and Outstanding Tickets deposited into Breed Development Fund per IC 4-31-11; Breakages – the difference in rounding off of pari-mutuel payoffs; Outstanding ticket revenue is based on tickets purchased in 2022 which expired in 2023.

The IHRC's operating fund expenditures for calendar year 2023 were \$2,609,935 prior to receiving any allowable reimbursements.

Distribution of Breakage to Breed Development

	Fund 34320 Standardbred	Fund 34330 Thoroughbred	Fund 34340 Quarter Horse	Totals
Harrah's Hoosier Park	\$37,950.00	\$37,950.00	\$6,599.00	\$82,499.00
Horseshoe Indianapolis	\$62,030.00	\$62,030.00	\$10,788.00	\$134,848.00
Total	\$99,980.00	\$99,980.00	\$17,387.00	\$217,347.00
Percent	46.00%	46.00%	8.00%	

Advance Deposit Wagering (ADW) Fees Received or Held

	2021	2022	2023	Total
25% Promote Horse Racing at State & County Fairs	\$668,152	\$652,202	\$679,358	\$1,999,712
75% Promote and encourage Indiana horse owner and horse trainer participation				
Quarter Horse Association 8%	\$160,356	\$156,529	\$163,046	\$479,931
Standardbred Owners & Trainers 46%	\$922,049	\$900,039	\$937,514	\$2,759,602
Thoroughbred Owners & Trainers 36.8%	\$737,639	\$720,031	\$750,011	\$2,207,682
Thoroughbred Owners & Breeders 9.2%	\$184,410	\$180,008	\$187,503	\$551,920
Total	\$2,672,606	\$2,608,809	\$2,717,432	\$7,998,847

Payments received in calendar year 2023 - ADW handle generated November 2022 – October 2023

Occupational Licensing

Pursuant to IC 4-31-6 and 71 IAC 5-1-1, all persons participating in pari-mutuel racing under the jurisdiction of the Commission are required to be licensed. The licensing process is the backbone of the Commission's regulatory efforts. Each prospective licensee is fingerprinted.

The Federal Bureau of Investigation provides the Commission with criminal histories of all applicants. The Commission may refuse or deny the application for licensure of any person whose criminal or racing violation record is contrary to the public's best interest.

2023

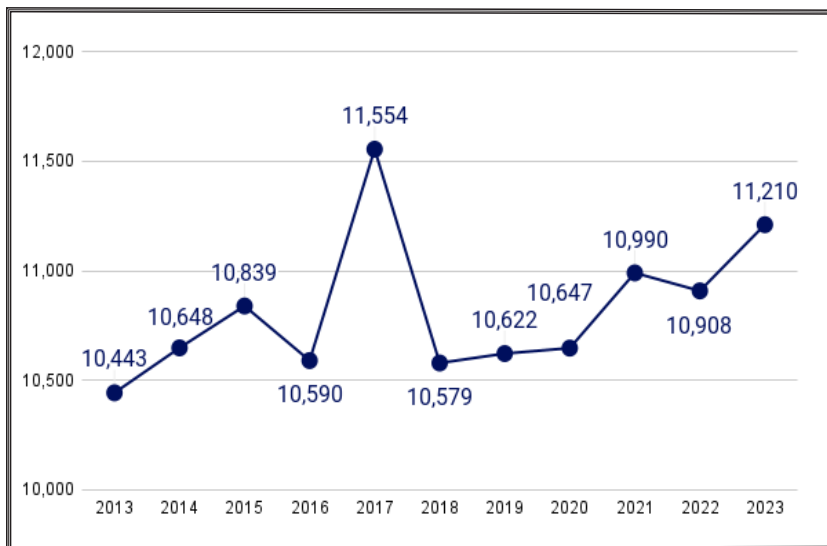
Category	Count
Owner	4,772
Stable Name	1,224
Groom	1,188
Trainer	944
Track Employee	900
Track Security	316
Vendor Employee	273
Driver	255
Assistant Trainer	168
Jockey	167
Hotwalker	132
Pari-Mutuel Clerk	129
Exercise Rider	109
Commission Employee	92

Category	Count
Transporter	80
Vendor Contractor	75
Track Management	56
Credential	33
Farrier	30
Pony Person	25
Racing Official	25
Qualifying Driver	22
Apprentice Jockey	21
Jockey Agent	19
Starting Gate Crew	17
ISA Employee	16
Spouse	15
Valet	15

Category	Count
Veterinarian's Helper	15
Authorized Agent	12
Claimer	12
HBPA Employee	12
Practicing Veterinarian	11
Equine Massage Therapist	6
Farrier's Assistant	6
Track Veterinarian	6
Outrider	4
Breed Development Comm.	3
Youth Camp	3
Horsemens Bookkeeper	2

Total Licenses: 11,210

Licenses Issued Previous 10 Years



2023 License Numbers

Total	Probationary	Refused
11,210	55	6

Graph at left shows the previous 10 years' worth of licensing statistics. For prior years, please visit the Annual Report Archive section on our website at www.in.gov/hrc/2335.htm.

Drug Testing

Pari-mutuel horse racing can succeed as a legitimate major league sport only if its races are perceived by the wagering public to be honest, competitive contests, free from manipulation by man or drugs. The Commission's drug detection program is one of the nation's most comprehensive and its laboratory, one of the most respected in the racing industry.

Breed	Race Dates	Urine	Blood	Positive Tests
Standardbred	160 + 1 qualifier	2,137	2,813	14*
Thoroughbred	123**	158***	231***	
Quarter Horse		377	464	3
Total				17

The Commission's assessed penalties for equine positives are determined based upon national industry standards set by the ARCI Uniform Classification Guidelines for Foreign Substances and Recommended Penalties Rule.

In 2023 Industrial Laboratory in Denver, Colorado, served as the Commission's primary laboratory.

*Hoosier Park:7; Indiana Fairs:7

**TB/QH Race Days: 121 (2 days cancelled - 1 partial day)

*** Samples taken prior to HIWU Testing. For HIWU testing information, visit www.hiwu.org.

The following table represents a further breakdown, by breed, of the name and types of drugs reported by the laboratory.

Violations by Breed				ARCI Drug Classification	Drug Type	Drug Class	Penalty Class
SB	SB Fairs	TB	QH				
3				N-Ethylnicotinamide	Respiratory Stimulant	1	A
	1			Levamisole	Anthelmintic (dewormer)	2	B
			1	Acepromazine	Sedative/Tranquilizer	3	B
			1	Testosterone*	Anabolic Steroid	3	B
1	1			Dexamethasone	Corticosteroid	4	C
2				Phenylbutazone	Non-Steroidal Anti-inflammatory	4	C
1	2		1	Triamcinolone acetonide	Corticosteroid	4	C
	3			Furosemide*	Diuretic	N/A	N/A
7	7		3	TOTAL			

Total: 8 drugs; 17 positive horses

(SB = Standardbred; SB Fairs = Standardbred Fairs; TB = Thoroughbred; QH = Quarter Horse)

*Testosterone - cryptorchid/intact males - No violation

*Furosemide - not declared as approved medication on race day or overage

Breed Development Programs

Overview

Pursuant to IC 4-31-11, breed development programs were created to promote the breeding of horses while stimulating the agri-business sector of the state's economy. The breed development programs are funded by breakage (the difference in the rounding off of pari-mutuel payoffs), outs (all uncashed tickets) and as of 2008, a percentage of the adjusted gross receipts (AGR) from slot machine wagering at racinos.

Each Breed Development Program has a three-member committee appointed by the Governor whose role is to work with IHRC staff to make recommendations to the IHRC annually regarding the format of these programs for each breed: Quarter Horse, Standardbred and Thoroughbred.

Information regarding each specific program can be found by visiting the commission website (www.in.gov/hrc). Detailed eligibility requirements for program participants, as well as program incentives are outlined there.

2023 Breed Development Committee Members

Standardbred Breed Development Advisory Committee

Scott Snyder (Chair), Rick Moore, Joe Putnam

Standardbred Advisory Board

Dwayne Rhule (Chair), Pam Cross, Tim Graber, Byron Hooley, Faron Parr
Jessica Barnes, *ExOfficio Member*

Thoroughbred Breed Development Advisory Committee

Bruce Murphy (Chair), Blaine Davidson, Tianna Richardville

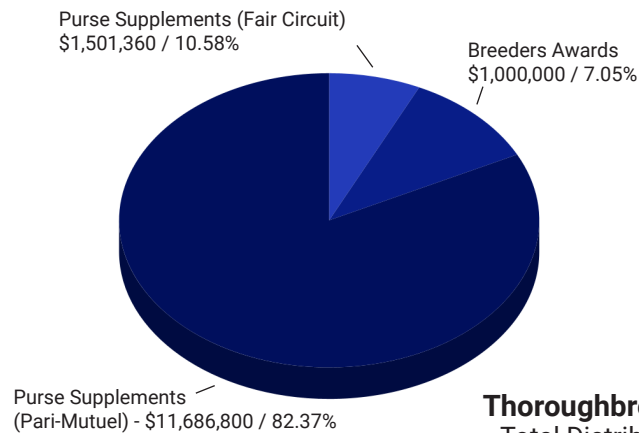
Quarter Horse Breed Development Advisory Committee

Lance Finlinson (Chair), Chris Duke, Randy Thompson

2023 Award / Purse Distributions

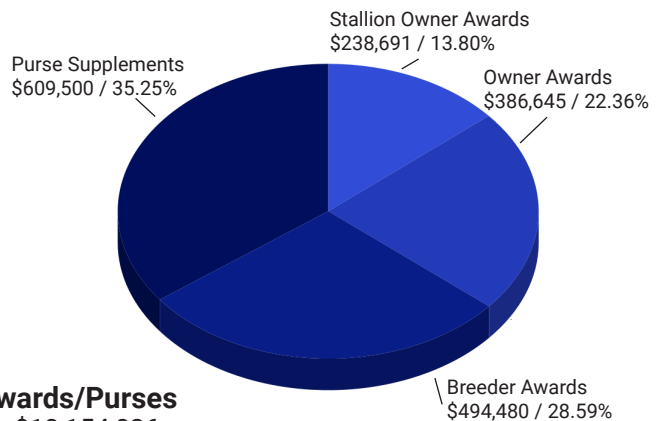
Standardbred Awards/Purses

Total Distributed: \$14,188,160



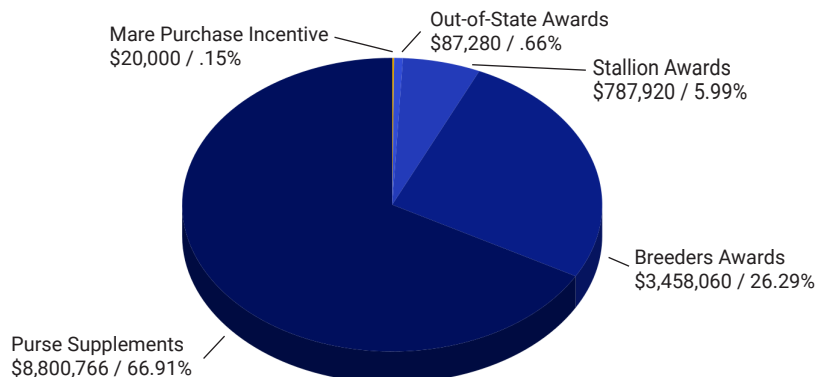
Quarter Horse Awards/Purses

Total Distributed: \$1,729,316



Thoroughbred Awards/Purses

Total Distributed: \$13,154,026



Indiana Bred & Sired Statistics

Standardbreds

Year	Mares Bred	Foals	Stallions	Residency Mares	Residency Foals
2013	1,958	1,472	115	1,443	1,110
2014	1,764	1,087	105	1,251	856
2015	1,913	1,053	90	1,263	750
2016	2,170	1,000	100	1,434	802
2017	2,402	1,064	101	1,390	842
2018	2,412	1,423	105	1,379	839
2019	2,566	1,713	109	1,380	910
2020	2,662	1,691	97	1,379	965
2021	2,915	1,880	103	1,305	884
2022	3,768	2,221	101	1,198	805
2023	3,873	2,440	84	1,303	734

The Standardbred program tracks the number of mares bred by Indiana stallions for the Indiana Sired program (regardless of their foaling location) as well as the number of mares residing in Indiana, bred by Indiana stallions for the Indiana Sired & Bred program.

Thoroughbreds

Year	Mares	Foals	Foals Bred	Foals Bred & Sired	Stallions
2013	941	600	212	388	117
2014	660	410	141	269	100
2015	679	444	444	254	86
2016	609	393	213	180	86
2017	674	461	228	233	94
2018	640	441	207	234	95
2019	608	433	204	229	84
2020	606	428	190	238	68
2021	606	448	236	222	60
2022	617	399	193	206	61
2023	630	419	195	224	63

Quarter Horses

Year	Mares	Foals Bred	Foals Bred & Sired	Stallions
2013	405	242	159	73
2014	377	255	164	61
2015	369	252	156	63
2016	349	191	104	48
2017	346	206	138	47
2018	293	190	108	44
2019	271	156	90	44
2020	286	76	109	46
2021	303	92	105	43
2022	290	71	91	39
2023	313	59	125	35

The Thoroughbred and Quarter Horse programs register all mares foaling in Indiana for purposes of having an Indiana bred or sired registered foal.

Racino Slot Revenue

The 2007 Indiana Legislature approved slot machine wagering at the state's two pari-mutuel racetracks in accordance with 71 IAC 4-35-7-12. Racino slot revenue began replacing riverboat revenue in June 2008. These funds are distributed to various segments of the racing industry in accordance with Commission rule IC 4-35-7-12. Detailed racino slot revenue distribution is noted in the chart below for the most recent four years.

For detailed historical information on slot revenue, visit our website at www.in.gov/hrc/2443.htm

Racino Slot Revenue Allocation

Slot Revenue	2019	2020 [#]	2021	2022	2023	Total (2019-23)
12% of AGR**	\$59,083,193	\$44,924,685	\$65,320,423	\$68,406,044	\$66,849,113	\$304,583,458
Remaining distribution after funding the Integrity Fund	\$58,933,193	\$44,774,685	\$65,170,423	\$68,256,044	\$66,849,113	\$303,833,458
EQUINE PROMOTION WELFARE (.5%) to Associations	\$294,665	\$223,873	\$325,852	\$341,280	\$333,496	\$1,519,167
ISA (46%)	\$135,546	\$102,982	\$149,892	\$156,989	\$153,408	\$698,817
HBPAI (46%)	\$135,546	\$102,982	\$149,892	\$156,989	\$153,408	\$698,817
QHRAI (8%)	\$23,573	\$17,910	\$26,068	\$27,302	\$26,680	\$121,533
BACKSIDE BENEVOLENCE (2.5%) to Associations	\$1,473,330	\$1,119,367	\$1,629,261	\$1,706,401	\$1,667,478	\$7,595,837
ISA (46%)	\$677,732	\$514,909	\$749,460	\$784,945	\$767,040	\$3,494,086
HBPAI (46%)	\$677,732	\$514,909	\$749,460	\$784,945	\$767,040	\$3,494,086
QHRAI (8%)	\$117,866	\$89,549	\$130,341	\$136,512	\$133,398	\$607,666
97% TO RACING	\$57,165,198	\$43,431,444	\$63,215,310	\$66,208,362	\$64,698,140	\$294,718,454
THOROUGHBRED (46%)	\$26,295,991	\$19,978,464	\$29,079,043	\$30,455,847	\$29,761,144	\$135,570,489
OF 46%, 55% TO FOLLOWING	\$14,462,795	\$10,988,155	\$15,993,474	\$16,750,716	\$16,368,629	\$74,563,769
TB PURSES (97%)	\$14,028,911	\$10,658,511	\$15,513,670	\$16,248,194	\$15,877,570	\$72,326,856
HBPAI (2.4%)	\$347,107	\$263,716	\$383,843	\$402,017	\$392,847	\$1,789,530
ITOBA (0.6%)	\$86,777	\$65,929	\$95,961	\$100,504	\$98,212	\$447,383
TB BREED DEVELOPMENT FUND (45%)	\$11,833,196	\$8,990,309	\$13,085,569	\$13,705,131	\$13,392,515	\$61,006,720
STANDARD BRED (46%)	\$26,295,991	\$19,978,464	\$29,079,043	\$30,455,847	\$29,761,144	\$135,570,489
(Minus State Fair Commission Funding)						
OF 46%, 50% TO FOLLOWING	\$12,647,996	\$9,489,232	\$14,039,521	\$14,727,923	\$14,380,572	\$65,285,244
SB PURSE (96.5%)	\$12,205,316	\$9,157,109	\$13,548,138	\$14,212,446	\$13,877,252	\$63,000,261
ISA (3.5%)	\$442,680	\$332,123	\$491,383	\$515,477	\$503,320	\$2,284,983
SB BREED DEVELOPMENT - 50%	\$12,647,996	\$9,489,232	\$14,039,521	\$14,727,923	\$14,380,572	\$65,285,244
QUARTER HORSE (8%)	\$4,573,217	\$3,474,516	\$5,057,225	\$5,296,669	\$5,175,851	\$23,577,478
OF 8%, 70% TO THE FOLLOWING	\$3,201,252	\$2,432,161	\$3,540,057	\$3,707,668	\$3,623,096	\$16,504,233
QH PURSES (95%)	\$3,041,189	\$2,310,553	\$3,363,054	\$3,522,285	\$3,441,941	\$15,679,022
QHRAI (5%)	\$160,063	\$121,608	\$177,003	\$185,383	\$181,155	\$825,212
QH BREED DEVELOPMENT - 30%	\$1,371,965	\$1,042,355	\$1,517,167	\$1,589,001	\$1,552,755	\$7,073,243

* AGR total above includes \$1,000,000 in State Fair Commission funding via Standardbred's 46% allotment from slots.

Decrease in AGR for 2020 due to statewide COVID-19 casino closures and limited capacity reopening.

CONTACT US

Indianapolis Office

1302 N Meridian St., Suite 175

Indianapolis, IN 46202

Phone: 317-233-3119

Fax: 317-233-4470

<http://in.gov/hrc>



Social Media



[facebook.com/IndianaQuarterHorse](https://www.facebook.com/IndianaQuarterHorse)

[facebook.com/IndianaStandardbred](https://www.facebook.com/IndianaStandardbred)

[facebook.com/IndianaThoroughbredBreedDevelopment](https://www.facebook.com/IndianaThoroughbredBreedDevelopment)

[facebook.com/IndianaHRC](https://www.facebook.com/IndianaHRC)



[youtube.com/@indianahorseracingcommissi718](https://www.youtube.com/@indianahorseracingcommissi718)



[https://linkedin.com/company/indianahorseracingcommission/](https://www.linkedin.com/company/indianahorseracingcommission/)

[indianahorseracingcommission/](https://www.linkedin.com/company/indianahorseracingcommission/)

Field Offices

Harrah's Hoosier Park

3029 E 41st Street, Anderson, IN 46013

Phone: 765-609-4855

Fax: 765-683-2568

Horseshoe Indianapolis

4425 N 200 W, Shelbyville, IN 46176

Phone: 317-713-3350

Fax: 317-713-3355