

# **Agenda Item #8**

## HARRAH'S HOOSIER PARK PURSES SINCE 2019

| CONDITION                                    | PURSE 2019 | PURSE JUNE 2020<br>(COVID) | PURSE AS OF<br>8/1/20<br>(1st increase) | PURSE AS OF<br>3/26/21<br>(2nd increase) | PURSE AS OF<br>7/1/21<br>(3rd increase) | PURSE AS OF<br>JUNE 2024 |
|--|------------|----------------------------|---|--|---|--------------------------|
| Open 1                                       | \$20,000   | \$15,000                   | \$18,000                                | \$20,000                                 | \$22,000                                | \$21,000                 |
| Open 2                                       | \$16,000   | \$12,500                   | \$15,000                                | \$16,000                                 | \$17,500                                | \$17,000                 |
| Open 3                                       | \$14,000   | \$10,000                   | \$12,500                                | \$14,000                                 | \$16,000                                | \$15,200                 |
| N/W of \$10,000-\$15,000 last 4              | \$15,000   | \$10,000                   | \$12,500                                | \$15,000                                 | \$16,000                                | \$15,200                 |
| N/W of \$6000-\$7500 last 4                  | \$12,500   | \$9,500                    | \$11,000                                | \$13,000                                 | \$14,000                                | \$12,800                 |
| N/W of \$4000-\$5000 last 4                  | \$10,000   | \$7,500                    | \$9,000                                 | \$10,000                                 | \$12,500                                | \$9,500                  |
| N/W of \$2000-\$2500 last 4                  | \$7,500    | \$5,000                    | \$7,000                                 | \$7,000                                  | \$7,200                                 | \$7,000                  |
| N/W of \$1500-\$1750 last 4                  | \$6,000    | \$4,500                    | \$6,000                                 | \$6,000                                  | \$6,700                                 | \$6,500                  |
| N/W of \$1000 last 4                         | \$5,500    | \$4,000                    | \$5,000                                 | \$5,500                                  | \$6,200                                 | \$5,700                  |
| N/W \$500/\$750 last 4                       | \$5,000    | \$4,000                    | \$4,500                                 | \$5,000                                  | \$5,500                                 | \$4,700                  |
|  |            |                            |   |  |   |                          |
| \$30,000 Claiming                            | \$15,000   | \$10,000                   | \$12,000                                | \$13,500                                 | \$15,000                                | \$15,200                 |
| \$20,000-\$25,000 Claiming                   | \$12,500   | \$9,500                    | \$10,500                                | \$11,500                                 | \$12,500                                | \$11,800                 |
| \$15,000 Claiming                            | \$8,500    | \$7,000                    | \$8,000                                 | \$9,000                                  | \$9,700                                 | \$9,000                  |
| \$10,000 Claiming                            | \$7,000    | \$5,500                    | \$6,500                                 | \$7,000                                  | \$7,700                                 | \$7,000                  |
| \$8000 Claiming                              | \$6,000    | \$5,000                    | \$6,000                                 | \$6,000                                  | \$6,500                                 | \$6,000                  |
| \$6500 Claiming                              | \$5,000    | \$4,000                    | \$5,000                                 | \$5,000                                  | \$5,500                                 | \$5,700                  |
| \$5000 Claiming                              | \$4,500    | \$3,500                    | \$4,500                                 | \$4,500                                  | \$5,000                                 | \$4,500                  |
| \$5000 Claiming NON WINNERS                  | \$4,000    | \$3,000                    | \$4,000                                 | \$4,000                                  | \$4,500                                 | \$4,000                  |
|  |            |                            |   |  |   |                          |
| 2yo-Non Winners of 1                         | \$10,000   | \$7,500                    | \$8,000                                 | \$9,500                                  | \$10,000                                | \$9,500                  |
| 2yo-Non Winners of 2                         | \$11,000   | \$8,500                    | \$9,000                                 | \$10,500                                 | \$11,000                                | \$10,500                 |
| 2yo-N/W 1 to be claimed \$12,000-\$15,000    | \$6,500    | \$6,000                    | \$6,000                                 | \$7,000                                  | \$7,500                                 | \$7,000                  |
|  |            |                            |   |  |   |                          |
| Non Winners of 1                             | \$6,500    | \$5,000                    | \$6,500                                 | \$7,000                                  | \$8,000                                 | \$7,500                  |
| Non Winners of 2                             | \$7,500    | \$6,000                    | \$7,500                                 | \$8,000                                  | \$9,000                                 | \$9,000                  |
| Non Winners of 4                             | \$8,500    | \$7,000                    | \$8,500                                 | \$9,000                                  | \$10,500                                | \$11,800                 |
|  |            |                            |   |  |   |                          |
| N/W 1 to be claimed for \$12,000 to \$15,000 | \$5,500    | \$4,000                    | \$5,500                                 | \$5,500                                  | \$6,200                                 | \$6,000                  |
| N/W 2 to be claimed                          | \$6,500    | \$5,000                    | \$6,500                                 | \$6,500                                  | \$7,200                                 | \$7,000                  |
| N/W 4 to be claimed                          | \$7,500    | \$6,000                    | \$7,500                                 | \$7,500                                  | \$8,200                                 | \$8,000                  |
| N/W 6 to be claimed                          | \$8,000    | \$7,000                    | \$8,500                                 | \$8,500                                  | \$9,200                                 | \$9,500                  |

Standardbred  
Handle Comparison

HOOSIER PARK

Thursday, June 27, 2024

Thursday, June 29, 2023

|                                  | Race Day            |                     |                       |               | Meet-to-Date        |                     |                     |               |
|----------------------------------|---------------------|---------------------|-----------------------|---------------|---------------------|---------------------|---------------------|---------------|
|                                  | 2024                | 2023                | Difference            | % Change      | 2024                | 2023                | Difference          | % Change      |
| Live Performance #               | 56                  | 56                  | 0                     |               | 56                  | 56                  |                     |               |
| On-Track Handle                  |                     |                     |                       |               |                     |                     |                     |               |
| Standardbred Live Races          | \$10,788            | \$5,202             | \$5,586               | 107.4%        | \$759,858           | \$913,051           | (\$153,193)         | -16.8%        |
| Simulcasting                     | \$10,394            | \$14,494            | (\$4,101)             | -28.3%        | \$1,494,733         | \$1,762,602         | (\$267,869)         | -15.2%        |
| <b>Total On-Track Handle</b>     | <b>\$21,182</b>     | <b>\$19,696</b>     | <b>\$1,485</b>        | <b>7.5%</b>   | <b>\$2,254,591</b>  | <b>\$2,675,653</b>  | <b>(\$421,062)</b>  | <b>-15.7%</b> |
| Average Daily Handle             |                     |                     |                       |               | \$40,261            | \$47,780            | (\$7,519)           | -15.7%        |
| Export Handle                    | \$702,652           | \$857,412           | (\$154,760)           | -18.0%        | \$41,321,782        | \$40,665,668        | \$656,114           | 1.6%          |
| Australian Handle                | \$0                 | \$0                 |                       |               | \$2,073,195         | \$1,931,870         | \$141,325           | 7.3%          |
| <b>Total Export Handle</b>       | <b>\$702,652</b>    | <b>\$857,412</b>    | <b>(\$154,760)</b>    | <b>-18.0%</b> | <b>\$43,394,977</b> | <b>\$42,597,538</b> | <b>\$797,439</b>    | <b>1.9%</b>   |
| <b>Total Signal Sales</b>        | <b>\$713,440.32</b> | <b>\$862,614.50</b> | <b>(\$149,174.18)</b> | <b>-17.3%</b> | <b>\$44,154,835</b> | <b>\$43,510,590</b> | <b>\$644,245.67</b> | <b>1.48%</b>  |
| Number of Live SB Races          | 14                  | 14                  | 0                     | 0.0%          | 746                 | 731                 | 15                  | 2.1%          |
| Number of Betting Interests      | 122                 | 120                 | 2                     | 1.7%          | 6363                | 6172                | 191                 | 3.1%          |
| Average per Betting Interests    | 8.71                | 8.57                | 0.14                  | 1.7%          | 8.53                | 8.44                | 0.09                | 1.1%          |
| Average On Track Handle per Race | \$771               | \$372               | \$399                 | 107.4%        | \$1,019             | \$1,249             | (\$230)             | -18.5%        |
| Average Export Handle per Race   | \$50,189            | \$61,244            | (\$11,054)            | -18.0%        | \$55,391            | \$55,630            | (\$239)             | -0.4%         |

# **Agenda Item #9**



**2024 PROGRAM – REQUEST TO AMEND**

*Approved by the Standardbred Breed Development Advisory Committee on June 26, 2024.*

The Standardbred Breed Development Advisory Committee worked closely with all facets of the industry (racetrack management, Indiana Standardbred Advisory Board and Indiana Standardbred Association) in creating our 2024 program which was approved by the Indiana Horse Racing Commission (IHRC) on November 30, 2023. Although we budgeted revenue conservatively, even estimating a 4% reduction (due to the opening of the casino in Terre Haute), we did not anticipate that when combined with the economic downturn, overall revenues would be down more than anticipated. Thankfully, the Standardbred Breed Development Program is in the fortunate position of having a healthy reserve available to weather and assist in this type of situation.

At our Standardbred Breed Development Advisory Committee meeting on June 26, 2024, committee members, racetrack management and ISA leadership discussed what measures could be taken to maintain a competitive harness racing program for the remainder of 2024. One area which we felt the Standardbred Breed Development Program could be of assistance is increasing the budget amount for the Indiana Sired Overnight Supplement. The amount which was approved originally by the IHRC was \$3,500,000, and the Committee is requesting approval to add an additional \$500,000 to this amount for 2024, a new total of \$4,000,000 for 2024. The funds for this added expenditure would come from our reserves and would leave an estimated balance of \$4.1 million in the Standardbred Breed Development Fund at the conclusion of the 2024 program.

2024 Budget Approved by IHRC on 11/30/23:

|   | 2023 Approved<br>Budget | 2023 Spent/Est.<br>to be Spent | 2024 Budget         |
|---|-------------------------|--------------------------------|---------------------|
| Indiana Sires Stakes                        | \$7,950,000             | \$7,831,000                    | \$8,150,000         |
| Indiana Sired Late Closers                  | \$400,000               | \$355,800                      | \$425,000           |
| IN Sired Overnight Supplements/Mini Series* | \$3,500,000             | \$3,500,000                    | \$3,500,000         |
| Breeders Awards                             | \$1,000,000             | \$1,000,000                    | \$1,000,000         |
| Indiana Sired Fair Circuit                  | \$1,450,000             | \$1,415,360                    | \$1,450,000         |
| Other Races at Fairs                        | \$86,000                | \$86,000                       | \$86,000            |
| <b>Total</b>                                | <b>\$14,386,000</b>     | <b>\$14,188,160</b>            | <b>\$14,611,000</b> |

Below you will find a Gaming Revenue Comparison for Fiscal Year 2023 and 2024:

|  | <u>Fiscal Year 2023</u> | <u>Fiscal Year 2024</u> | <u>DIFFERENCE</u>     |
|--|-------------------------|-------------------------|-----------------------|
| <b>TOTAL AGR</b>                         | <b>567,611,803.93</b>   | <b>546,815,367.52</b>   | <b>-20,796,436.41</b> |
| Pursuant to IC 4-35-7-12                 |                         |                         |                       |
| <b>12% of AGR</b>                        | <b>68,113,416.47</b>    | <b>65,617,844.08</b>    | <b>-2,495,572.39</b>  |
| <b>Minus Integrity Fee*</b>              | <b>150,000.00</b>       | <b>150,000.00</b>       | <b>0.00</b>           |
| <b>Remaining Distribution</b>            | <b>67,963,416.47</b>    | <b>65,467,844.08</b>    | <b>-2,495,572.39</b>  |
| <b>EQUINE PROMOTION or WELFARE (.5%)</b> |                         |                         |                       |
| SB - ISA (46%)                           | 156,315.84              | 150,576.03              | -5,739.81             |
| TB - INHBPA (46%)                        | 156,315.84              | 150,576.03              | -5,739.81             |
| QH - QHRA (8%)                           | 27,185.36               | 26,187.13               | -998.23               |
| <b>BACKSIDE BENEVOLENCE (2.5%)</b>       |                         |                         |                       |
| SB - ISA (46%)                           | 781,579.30              | 752,880.20              | -28,699.10            |
| TB - INHBPA (46%)                        | 781,579.30              | 752,880.20              | -28,699.10            |
| QH - QHRA (8%)                           | 135,926.83              | 130,935.64              | -4,991.19             |
| <b>97% TO RACING</b>                     | <b>65,924,513.99</b>    | <b>63,503,808.76</b>    | <b>-2,420,705.23</b>  |
| <b>THOROUGHBRED (46%)</b>                |                         |                         |                       |
| <b>OF 46% - 55% TO FOLLOWING</b>         |                         |                         |                       |
| TB Purses (97%)                          | 16,178,534.99           | 15,584,469.96           | -594,065.03           |
| TB Owners & Trainers INHBPA (2.4%)       | 400,293.66              | 385,595.12              | -14,698.54            |
| TB Owners & Breeders ITOBA (.6%)         | 100,073.41              | 96,398.78               | -3,674.63             |
| <b>TB BREED DEVELOPMENT (45%)</b>        | <b>13,646,374.42</b>    | <b>13,145,288.41</b>    | <b>-501,086.01</b>    |
| <b>STANDARD BRED (46%)</b>               |                         |                         |                       |
| STATE FAIR COMM.                         | 1,000,000.00            | 1,000,000.00            | 0.00                  |
| <b>OF REMAINING- 50% TO FOLLOWING</b>    |                         |                         |                       |
| SB Purses (96.5%)                        | 14,149,445.96           | 13,612,170.39           | -537,275.57           |
| SB Owners & Trainers ISA (3.5%)          | 513,192.34              | 493,705.68              | -19,486.66            |
| <b>SB BREED DEVELOPMENT (50%)</b>        | <b>14,662,638.30</b>    | <b>14,105,876.07</b>    | <b>-556,762.23</b>    |
| <b>QUARTER HORSE (8%)</b>                |                         |                         |                       |
| <b>OF 8% - 70% TO FOLLOWING</b>          |                         |                         |                       |
| QH Purses (95%)                          | 3,507,184.16            | 3,378,402.62            | -128,781.54           |
| QH Owners & Trainers QHRAI (5%)          | 184,588.66              | 177,810.69              | -6,777.97             |
| <b>QH BREED DEVELOPMENT (30%)</b>        | <b>1,582,188.35</b>     | <b>1,524,091.42</b>     | <b>-58,096.93</b>     |
| <b>Total To Breed Development</b>        | <b>29,891,201.07</b>    | <b>28,775,255.90</b>    | <b>-1,115,945.17</b>  |

# **Agenda Item #10**



**Quarter Horse Racing Association of Indiana**  
P.O. Box 399  
Shelbyville, IN 46176

July 6, 2024

Deena Pitman, Executive Director  
Indiana Horse Racing Commission  
1302 N Meridian St., Suite 175  
Indianapolis, IN 46202

via email: [dpitman@hrc.in.gov](mailto:dpitman@hrc.in.gov)

RE: Distribution of QHRAI ADW Funds

Dear Executive Director Pitman,

The QHRAI Board of Directors are requesting that the Indiana Horse Racing Commission authorize all ADW monies earmarked for the Quarter Horse program to date be distributed to the Quarter Horse Purse Account at Horseshoe Indianapolis. Although we have been conservative with our Purse Account this transfer will allow us to continue races as we have in previous years.

We appreciate the consideration, if you have any questions or need any additional information, please contact me.

Sincerely,  
Teresa A Myers  
QHRAI  
Executive Director



# **Agenda Item #11**

(Rulemaking Update)

# **Agenda Item #12**

# 2024 Q1 Metrics Report

## **Accreditation Visits:**

As of March 31, 2024, HISA has completed accreditation visits at 24 tracks, three of which occurred during the first quarter of this year: Turfway Park in Kentucky, Laurel Park in Maryland and Sunland Park in New Mexico.<sup>1</sup> The accreditation visits afford HISA staff the ability to conduct an in-depth and in-person review of a racetrack's operations to determine its level of compliance with the Racetrack Safety Program and to provide training on how best to meet ongoing reporting requirements.

## **Racing Participant Registration:**

As of March 31, 2024, approximately 33,000 Covered Persons, 58,000 Covered Horses and 1,000 veterinarians were registered with HISA via the HISA Portal.

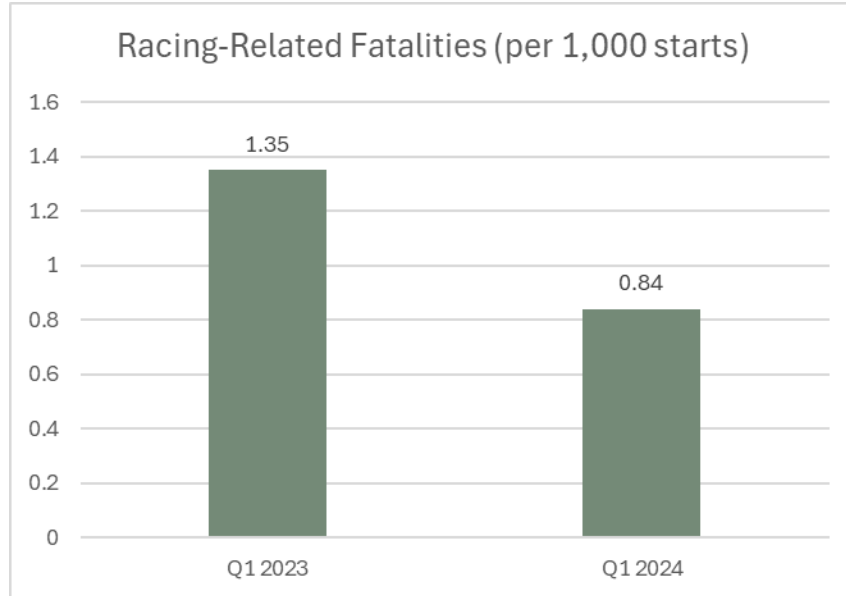
HISA's rules also require Covered Persons to ensure that "Covered Horses" for which they are responsible are registered. The Act states that a horse becomes a Covered Horse on the date of the horse's first timed and reported workout at a track participating in covered horse races or at a training facility.

## **Racing-Related Equine Fatalities:**

HISA's racing-related equine fatalities metric captures horses that die or are euthanized within 72 hours after a race as a direct result of injuries sustained participating in a race. This includes on-track deaths as well as horses that are injured and transported to a barn or referral hospital but are subsequently euthanized. This metric also includes any fatality attributable to "sudden death" within 72 hours after a race.

---

<sup>1</sup> The 21 tracks at which HISA conducted accreditation visits in 2023 are as follows: Pleasanton CARF, Sacramento CARF and Santa Rosa (CA), Bally's at Arapahoe Park (CO) (closed for racing in 2024), Delaware Park (DE), Tampa Bay Downs (FL), Prairie Meadows (IA), Hawthorne (IL), Churchill Downs (KY), Downs at Albuquerque, Ruidoso Downs and Zia Park (NM), Finger Lakes (NY), Belterra Park and Thistledown (OH), Remington Park and Will Rogers Downs (OK), Parx Racing, Penn National and Presque Isle Downs (PA) and Emerald Downs (WA).



During the first quarter of 2024, racetracks operating under HISA’s rules that were open for racing reported 0.84 racing-related equine fatalities per 1,000 starts as compared to 1.35 racing-related equine fatalities per 1,000 starts during the first quarter of 2023, a decrease of approximately 38% year over year. The racing-related fatalities by racetrack are set forth below. Other than Rillito Park in Arizona, which is closed for racing this year, the same set of tracks conducted racing during the first quarter of each of 2024 and 2023.

| Location                         | Fatalities | Starts        | Racing-Related<br>Fatalities<br>Per 1,000 Starts |
|----------------------------------|------------|---------------|--|
| <b>TOTAL</b>                     | <b>31</b>  | <b>36,923</b> | <b>0.84</b>                                      |
| Aqueduct (NY)                    | 0          | 2,693         | 0.00   |
| Golden Gate Fields (CA)          | 1          | 2,053         | 0.49   |
| Gulfstream Park (FL)             | 4          | 4,930         | 0.81   |
| Hawthorne (IL)                   | 0          | 276           | 0.00   |
| Laurel Park (MD)                 | 3          | 2,286         | 1.31   |
| Los Alamitos Race Course (CA)    | 0          | 165           | 0.00   |
| Mahoning Valley Race Course (OH) | 4          | 2,579         | 1.55   |
| Oaklawn Park (AR)                | 5          | 3,595         | 1.39   |
| Parx Racing (PA)                 | 2          | 2,673         | 0.75   |
| Penn National (PA)               | 1          | 1,541         | 0.65   |
| Santa Anita Park (CA)            | 1          | 2,346         | 0.43   |
| Sunland Park (NM)                | 1          | 1,698         | 0.59   |
| Tampa Bay Downs (FL)             | 4          | 3,801         | 1.05   |
| Turf Paradise (AZ)               | 2          | 1,678         | 1.19   |
| Turfway Park (KY)                | 2          | 4,057         | 0.49   |
| Will Rogers Downs (OK)           | 1          | 552           | 1.81   |

### **Fines Assessed:**

HISA has assessed approximately \$1,231,304 in fines from the inception of each of the Racetrack Safety Program and Anti-Doping and Medication Control (“ADMC”) Program through March 31, 2024. The programs went into effect on July 1, 2022 and May 22, 2023, respectively. These fines reflect enforcement actions that led to admissions or rulings against the violating party or parties. During the first quarter of 2024, HISA assessed approximately \$50,856 in fines under the Racetrack Safety Program and approximately \$376,000 in fines under the ADMC Program. HISA uses amounts collected in fines, for violations of its rules, to reduce the assessments charged to racetracks and horsemen.

### **Use of Riding Crop Violations:**

HISA regulations provide that a rider may use the crop on a horse’s hindquarters a maximum of six times during a race in increments of two or fewer strikes and must allow at least two strides for the horse to respond before using the crop again. Notwithstanding the foregoing restrictions, a rider may use the crop for safety reasons. During the first

quarter of 2024, HISA reported 4.74 crop rule violations per 1,000 starts, compared to 4.46 crop rule violations per 1,000 starts in the first quarter of 2023.

### **Veterinary Treatment Records:**


HISA requires attending veterinarians to submit records to the HISA Portal within 24 hours of the veterinarian treating or examining a Covered Horse. On average, HISA received approximately 5,900 veterinary treatment records each day during the first quarter of 2024, and, as of March 31, 2024, approximately 2.5 million veterinary treatment records had been uploaded to the HISA Portal since the inception of the Racetrack Safety Program.



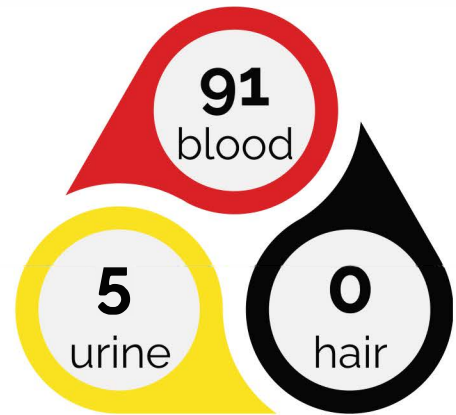
# QUARTERLY TESTING STATISTICS

Q1 2024  
JANUARY 1 - MARCH 31, 2024

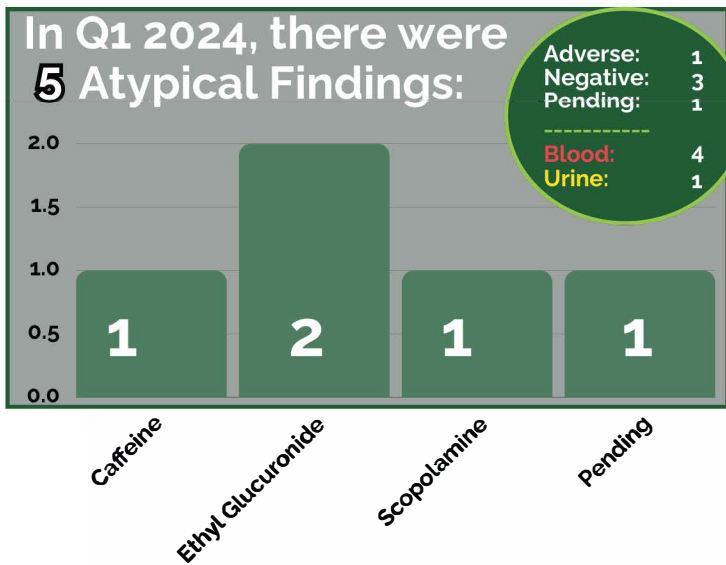
## TOTAL SAMPLE COLLECTION SESSIONS IN Q1 2024



## NUMBER OF ADVERSE ANALYTICAL FINDINGS (AAFs) BY MATRIX



In Q1 2024, there were **5** Atypical Findings:



### TOTAL SAMPLE COLLECTION SESSIONS

### TOTAL AAFs

|    | TOTAL SAMPLE COLLECTION SESSIONS | TOTAL AAFs         |
|----|----------------------------------|--------------------|
| AR | 1,323                            | 4                  |
| AZ | 605                              | 9                  |
| CA | 3,450                            | 16                 |
| DE | 2                                | 0                  |
| FL | 3,763                            | 19                 |
| IL | 93                               | 0                  |
| IN | 32                               | 0                  |
| KY | 1,599                            | 5                  |
| MD | 899                              | 7                  |
| NM | 608                              | 6                  |
| NY | 1,370                            | 7                  |
| OH | 899                              | 6                  |
| OK | 161                              | 1                  |
| PA | 1,243                            | 16                 |
|    | <b>16,047</b><br>Total           | <b>96</b><br>Total |

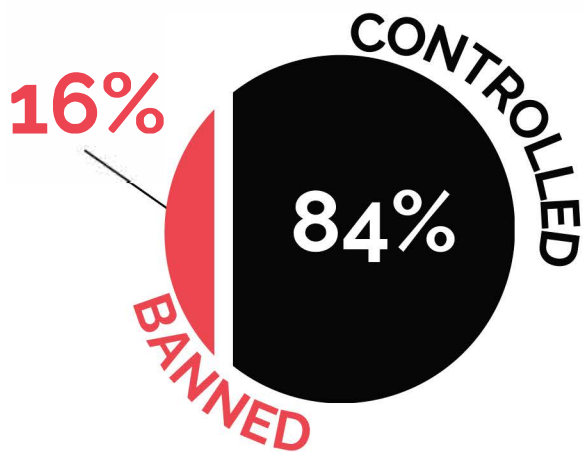
# 0.60%

of all sample collection sessions resulted in AAFs

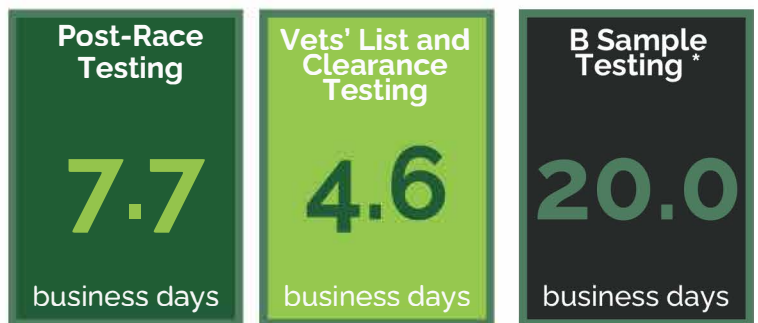


| Banned                                | Controlled Method | Controlled A | Controlled B | Controlled C                |
|---------------------------------------|-------------------|--------------|--------------|-----------------------------|
| Clenbuterol                           | 1 TCO2            | 8            | Acepromazine | 9 Betamethasone             |
| Cobalt Salts                          | 3                 |              | Albuterol    | 1 Cimetidine                |
| Diisopropylamine                      | 3                 |              | Caffeine     | 1 Dexamethasone             |
| Formestane/4-Hydroxytestosterone      | 1                 |              | Cannabidiol  | 4 Dimethyl Sulfoxide (DMSO) |
| Metformin                             | 2                 |              | Capsaicin    | 6 Flunixin                  |
| Methamphetamine                       | 5                 |              | Gabapentin   | 1 Glycopyrrolate            |
|                                       |                   |              | Lidocaine    | 3 Methocarbamol             |
|                                       |                   |              | Sotalol      | 1 Omeprazole                |
|                                       |                   |              | Xylazine     | 2 Phenylbutazone            |
|                                       |                   |              |              | Triamcinolone Acetonide     |
| <b>15</b>                             | <b>8</b>          | <b>0</b>     | <b>28</b>    | <b>45</b>                   |
| <b>96 Adverse Analytical Findings</b> |                   |              |              |                             |

### PERCENTAGE OF AAFs BY BANNED OR CONTROLLED STATUS



### AVERAGE TIME FOR TEST RESULTS TO BE REPORTED TO HIWU



\* The average time for B Sample reporting extended beyond 15 business days, in part, as a result of the requirement in the rules that HIWU provide Responsible Persons notice of, and the opportunity to view, the opening of the B Sample in person or virtually.

## EQUINE ANTI-DOPING (EAD) & EQUINE CONTROLLED MEDICATION (ECM) NOTICES & CHARGES FILED BY STATE\*

\* This chart does not reflect IAI Cases

| State        | EAD Notices Filed | EAD Charges Filed | ECM Notices Filed | ECM Charges Filed |
|--------------|-------------------|-------------------|-------------------|-------------------|
| AR           | 1                 | 1                 | 4                 | 4                 |
| AZ           | 0                 | 0                 | 8                 | 8                 |
| CA           | 0                 | 0                 | 16                | 16                |
| FL           | 2                 | 2                 | 16                | 16                |
| IL           | 0                 | 0                 | 1                 | 1                 |
| KY           | 0                 | 0                 | 5                 | 5                 |
| MD           | 4                 | 4                 | 3                 | 3                 |
| NM           | 1                 | 1                 | 5                 | 5                 |
| NY           | 1                 | 1                 | 6                 | 6                 |
| OH           | 4                 | 4                 | 3                 | 3                 |
| OK           | 1                 | 1                 | 0                 | 0                 |
| PA           | 3                 | 3                 | 14                | 13                |
| <b>TOTAL</b> | <b>17</b>         | <b>17</b>         | <b>81</b>         | <b>80</b>         |



Q1 2024

The average resolution time is

# 51.7 days\*\*

*\*\*Time between date of violation and case resolution*

**98.98%**  
of notices filed resulted in Charges



### INTRA-ARTICULAR INJECTION (IAI) (RULES 3313-14, 4221) VIOLATIONS

35 | 28 + 7

TOTAL ECM NOTICES FILED

TOTAL ECM CHARGES FILED

TOTAL IAI NOTICES WITHDRAWN

|   |    |
|---|----|
| Admissions:                                       | 15 |
| HIWU/Internal Adjudication Panel (IAP) Decisions: | 9  |
| Withdrawn Charge:                                 | 2  |
| Stayed:   | 2  |

## Filed Notices by Rule Violation with Percentages

|                                |           |              |
|--------------------------------|-----------|--------------|
| <b>Total Notices Filed</b>     | <b>98</b> |              |
| <b>Total EAD Notices Filed</b> | <b>17</b> | <b>17.3%</b> |
| Presence (Rule 3212)           | 15        | 88.2%        |
| Possession (Rule 3214(a))      | 2         | 11.8%        |
| Other Violations               | 0         | 0.0%         |
| <b>Total ECM Notices Filed</b> | <b>81</b> | <b>82.7%</b> |
| Presence (Rule 3312)           | 71        | 87.7%        |
| ECM Method (Rule 3313)/TCO2    | 9         | 11.1%        |
| Other Violations               | 1         | 1.2%         |

### Notice:

A Notice served by HIWU is the first communication with the Responsible Person; it sets forth the facts with respect to a possible violation of the ADMC Program and requests an explanation from the Responsible Person.

## Filed Charges by Rule Violation with Percentages

|                                |           |              |
|--------------------------------|-----------|--------------|
| <b>Total Charges Filed</b>     | <b>97</b> |              |
| <b>Total EAD Charges Filed</b> | <b>17</b> | <b>17.5%</b> |
| Presence (Rule 3212)           | 15        | 88.2%        |
| Possession (Rule 3214(a))      | 2         | 11.8%        |
| Other Violations               | 0         | 0.0%         |
| <b>Total ECM Charges Filed</b> | <b>80</b> | <b>82.5%</b> |
| Presence (Rule 3312)           | 71        | 88.7%        |
| ECM Method (Rule 3313)/TCO2    | 8         | 10.0%        |
| Other Violations               | 1         | 1.3%         |

### Charge:

A Charge is served by HIWU when it has made the determination that it is moving forward with a case against a Responsible Person; it is not served until after HIWU has received and reviewed the explanation and any other information submitted by the Responsible Person (if they have done so).

*\* This information is up to date through May 31, 2024.*

## RESULTS OF CHARGES FILED\*

|  | Anti-Doping |               | Controlled Medication |               |
|--|-------------|---------------|-----------------------|---------------|
|  | Total       | %             | Total                 | %             |
| <b>Admission</b>                       | <b>3</b>    | <b>17.6%</b>  | <b>42</b>             | <b>52.5%</b>  |
| <b>Arbitral Body/IAP/HIWU Decision</b> | <b>2</b>    | <b>11.8%</b>  | <b>16</b>             | <b>20.0%</b>  |
| <b>Withdrawal</b>                      | <b>0</b>    | <b>0.0%</b>   | <b>0</b>              | <b>0.0%</b>   |
| <b>Stayed</b>                          | <b>3</b>    | <b>17.6%</b>  | <b>12</b>             | <b>15.0%</b>  |
| <b>Pending</b>                         | <b>9</b>    | <b>53.0%</b>  | <b>10</b>             | <b>12.5%</b>  |
| <b>Total</b>                           | <b>17</b>   | <b>100.0%</b> | <b>80</b>             | <b>100.0%</b> |

# **Agenda Item #13**

## Horsehose Indy / Harrah's Hoosier Park Combined

IHRC Capital Tracker (Escrow)

### Capital Approval Flow

| CER#          | Property            | Date Initiated | Project Title                                    | IHRC Project Budget Total | Amount Funded From Escrow | CER Amount             | Total \$ Spend To Date | Notes  |
|---------------|---------------------|----------------|--|---------------------------|---------------------------|------------------------|------------------------|--|
| 18184 / 19489 | HHP                 | 12/18/2020     | Barn 4 Stalls                                    | \$ 320,000.00             | \$ 320,000.00             | \$ 305,582.01          | \$ 307,332.87          | Complete. Paid.                                  |
| 19370         | HHP                 | 1/26/2021      | Barn Surveillance                                | \$ 1,398,552.02           | \$ 1,398,552.02           | \$ 1,330,466.26        | \$ 1,340,230.02        | Complete. Paid.                                  |
| 19371         | HHP                 | 1/26/2021      | Paddock Lounge                                   | \$ 23,796.00              | \$ 23,796.00              | \$ 22,130.28           | \$ 23,796.00           | Complete. Paid.                                  |
| 19372         | HHP                 | 1/26/2021      | Dormitory Flooring                               | \$ 86,084.50              | \$ 86,084.50              | \$ 80,058.59           | \$ 86,084.50           | Complete. Paid.                                  |
| 711/712       | HHP                 | 10/6/2021      | Barn Paving & Trash Compactor                    | \$ 124,810.00             | \$ 124,810.00             | \$ 124,810.00          | \$ 112,210.00          | Complete. Paid.                                  |
| 859           | HHP                 | 10/6/2021      | Spreader Truck                                   | \$ 173,680.00             | \$ 173,680.00             | \$ 173,680.00          | \$ 173,680.00          | Complete. Paid.                                  |
| 19890         | HHP                 | 4/15/2021      | Track LED Lightpole Replacement (Musco Lighting) | \$ 36,302.45              | \$ 36,302.45              | \$ 36,302.45           | \$ 36,302.45           | Complete. Paid.                                  |
| N/A           | HHP                 | 11/2/2021      | Winterization                                    | \$ 65,000.00              | \$ 65,000.00              | \$ -                   | \$ 65,000.00           | Complete - No CER needed to to operational costs |
| 1369          | HHP                 | 2/4/2022       | Track Conditioner                                | \$ 36,358.60              | \$ 36,358.60              | \$ 36,358.60           | \$ 30,680.00           | Complete. Paid.                                  |
| 1370          | HHP                 | 2/4/2022       | Barn Gutter Replacement                          | \$ 76,505.00              | \$ 76,505.00              | \$ 76,505.00           | \$ 71,500.00           | Complete. Paid.                                  |
| 1422          | HHP                 | 2/10/2022      | LED Barn Lighting                                | \$ 151,298.00             | \$ 151,298.00             | \$ 151,298.00          | \$ 151,298.00          | Complete. Paid.                                  |
| 1423          | HHP                 | 2/10/2022      | LED Track Lighting                               | \$ 1,485,150.00           | \$ 1,485,150.00           | \$ 1,485,150.00        | \$ 1,485,150.00        | Complete. Paid.                                  |
| 1504/1589     | HHP                 | 2/18/2022      | Barn Gas Heating Project                         | \$ 77,210.60              | \$ 77,210.60              | \$ 77,210.60           | \$ 72,322.99           | Complete. Paid.                                  |
| 1592          | HHP                 | 3/4/2022       | Backstretch Audio/Fiber Project                  | \$ 103,412.46             | \$ 103,412.46             | \$ 103,412.46          | \$ 107,396.05          | Complete. Paid.                                  |
| 1695          | HHP                 | 3/11/2022      | Paddock Barn TV's                                | \$ 9,203.48               | \$ 9,203.48               | \$ 9,203.48            | \$ 8,601.38            | Complete. Paid.                                  |
| 1950          | HHP                 | 4/6/2022       | Racetrack Lights                                 | \$ 39,220.00              | \$ 39,220.00              | \$ 39,220.00           | \$ 39,220.00           | Complete. Paid.                                  |
| 1951          | HHP                 | 4/6/2022       | Backside Parking Lot Lamps                       | \$ 10,817.15              | \$ 10,817.15              | \$ 10,817.15           | \$ 10,817.15           | Complete. Paid.                                  |
| 4290/5342     | HHP                 | 12/16/2022     | Racing Barn Roofing Project                      | \$ 1,801,106.00           | \$ 1,801,106.00           | \$ 1,801,106.00        | \$ 1,801,106.00        | Complete. Paid.                                  |
| 4539          | HHP                 | 1/19/2023      | Barn Cameras                                     | \$ 21,163.14              | \$ 21,163.14              | \$ 21,163.14           | \$ 21,163.14           | Complete. Paid.                                  |
| 4688          | HHP                 | 2/3/2023       | Racing Video Board                               | \$ 285,530.00             | \$ 285,530.00             | \$ 285,530.00          | \$ 285,530.00          | Complete. Paid.                                  |
| 4541          | HHP                 | 6/26/2023      | Swing Gate                                       | \$ 31,340.15              | \$ 31,340.15              | \$ 31,340.15           | \$ 31,340.15           | Complete. Paid.                                  |
| 6227          | HHP                 | 6/26/2023      | Apron Upgrade                                    | \$ 371,925.00             | \$ 371,925.00             | \$ 371,925.00          | \$ 307,500.00          | Complete. Paid.                                  |
| 5718          | HHP                 | 5/24/2023      | 15 PTAC Units                                    | \$ 23,723.27              | \$ 23,723.27              | \$ 23,723.27           | \$ 23,723.27           | Complete. Paid.                                  |
| 5719          | HHP                 | 5/24/2023      | Backside Water Fountains                         | \$ 10,485.93              | \$ 10,485.93              | \$ 9,629.94            | \$ 10,485.93           | Complete. Paid.                                  |
| 6747          | HHP                 | 8/17/2023      | Apron Upgrade Furniture                          | \$ 37,543.09              | \$ 37,543.09              | \$ 37,543.09           | \$ 37,543.09           | Complete. Paid.                                  |
| 6902          | HHP                 | 9/22/2023      | Manhold Rebuild and Dorm Parking Lot             | \$ 18,200.00              | \$ 18,200.00              | \$ 18,200.00           | \$ 18,200.00           | Complete. Paid.                                  |
| 6895          | HHP                 | 9/22/2023      | Switcher   | \$ 273,293.13             | \$ 273,293.13             | \$ 273,293.13          | \$ 246,365.13          | In Progress                                      |
| 6931          | HHP                 | 9/26/2023      | Track Warning System                             | \$ 12,594.28              | \$ 12,594.28              | \$ 12,594.28           | \$ 12,594.28           | Complete. Paid.                                  |
| 3928          | HHP                 | 9/26/2023      | Equine Ambulance (Partial)                       | \$ 59,728.00              | \$ 59,728.00              | \$ 92,850.00           | \$ -                   | In Progress                                      |
| 8034          | HHP                 | 2/24/2024      | Barn Stall LED                                   | \$ 175,730.00             | \$ 175,730.00             | \$ 175,730.00          | \$ 175,730.00          | Complete. Paid.                                  |
| 8065          | HHP                 | 2/15/2024      | Paddock Wash Bay                                 | \$ 75,228.00              | \$ 75,228.00              | \$ 75,228.00           | \$ 75,228.00           | Complete. Paid.                                  |
| 8049          | HHP                 | 2/14/2024      | Tankless Water Heaters                           | \$ 69,635.51              | \$ -                      | \$ 69,635.51           | \$ -                   | In Progress                                      |
| 8591          | HHP                 | 3/21/2024      | Wifi in Barns                                    | \$ 171,767.00             | \$ -                      | \$ 171,767.00          | \$ -                   | In Progress                                      |
| 8042          | HHP                 | 2/14/2024      | Radiant Heaters in Paddocks                      | \$ 61,596.99              | \$ -                      | \$ 61,596.99           | \$ -                   | In Progress                                      |
|               | <b>HHP SUBTOTAL</b> |                |  | <b>\$ 7,717,989.75</b>    | <b>\$ 7,414,990.25</b>    | <b>\$ 7,595,060.38</b> | <b>\$ 7,168,130.40</b> |  |
| 19108/19583   | UIN                 | 3/4/2021       | Barn & Dormitory                                 | \$ 6,588,023.84           | \$ 6,588,023.84           | \$ 7,319,890.00        | \$ 6,588,023.84        | Complete & Paid                                  |
| 19039         | UIN                 | 1/5/2021       | Barn Winterization                               | \$ 58,687.89              | \$ 58,687.89              | \$ 53,194.39           | \$ 58,687.89           | Complete & Paid                                  |
| 19013         | UIN                 | 1/5/2021       | Horse Walker                                     | \$ 183,424.25             | \$ 183,424.25             | \$ 181,797.75          | \$ 183,424.25          | Complete & Paid                                  |
| 2304          | UIN                 | 6/2/2022       | Camera Tower                                     | \$ 20,461.00              | \$ 20,461.00              | \$ 20,461.00           | \$ 20,461.00           | Complete & Paid                                  |
| 112858        | UIN                 | 7/14/2022      | Eurocizer Footing                                | \$ 16,258.00              | \$ 16,258.00              | \$ 16,258.00           | \$ 16,258.00           | Complete & Paid                                  |
| 113389        | UIN                 | 10/13/2022     | Horse Walker Project                             | \$ 88,460.00              | \$ 88,460.00              | \$ 88,460.00           | \$ 88,460.00           | Complete & Paid                                  |
| 113460        | UIN                 | 11/15/2022     | Turf Rails                                       | \$ 117,829.40             | \$ 110,120.92             | \$ 110,120.92          | \$ 110,120.92          | Complete & Paid                                  |
| 113626        | UIN                 | 12/1/2022      | Apron Tent Project Part 1                        | \$ 639,788.10             | \$ 787,958.52             | \$ 639,788.10          | \$ 584,747.70          | In Progress                                      |
| 114307        | UIN                 | 3/31/2023      | Horse Walker Arms                                | \$ 88,596.00              | \$ 85,450.00              | \$ 85,450.00           | \$ 85,450.00           | Complete & Paid                                  |
| 114407        | UIN                 | 4/18/2023      | Drainage for Barns 7&8                           | \$ 16,050.00              | \$ 16,050.00              | \$ 16,050.00           | \$ 16,050.00           | Complete & Paid                                  |
| 115540        | UIN                 | 12/12/2023     | New Tote Board                                   | \$ 790,516.00             | \$ 790,516.00             | \$ 790,516.00          | \$ 790,516.00          | Complete & Paid                                  |
| 115656        | UIN                 | 1/12/2024      | Winterize QH Barn                                | \$ 109,900.00             | \$ 109,900.00             | \$ 109,900.00          | \$ 109,900.00          | In Progress                                      |
| 115200        | UIN                 | 1/22/2024      | Turf Tidy  | \$ 46,838.29              | \$ 46,838.29              | \$ 46,838.29           | \$ 46,838.29           | In Progress                                      |
| 115772        | UIN                 | 2/25/2024      | Eurocizer Footing                                | \$ 14,622.03              | \$ 14,622.03              | \$ 14,622.03           | \$ 14,622.03           | In Progress                                      |
| 115938        | UIN                 | 3/13/2024      | Drainage for Barns 7&8                           | \$ 15,950.00              | \$ 15,950.00              | \$ 15,950.00           | \$ 15,950.00           | Complete & Paid                                  |
|               | <b>UIN SUBTOTAL</b> |                |  | <b>\$ 8,795,404.80</b>    | <b>\$ 8,932,720.74</b>    | <b>\$ 9,509,296.48</b> | <b>\$ 8,729,509.92</b> |  |

|       |                  |                  |                  |                  |
|-------|------------------|------------------|------------------|------------------|
| Total | \$ 16,513,394.55 | \$ 16,347,710.99 | \$ 17,104,356.86 | \$ 15,897,640.32 |
|-------|------------------|------------------|------------------|------------------|

ESCROW Balance as of 03/31/2023

|                                       |                   |                           |
|---------------------------------------|-------------------|---------------------------|
| <b>PROJECTED ESCROW BALANCE</b>       | \$ 8,652,289.01   |                           |
| <b>BALANCE PER THE BANK STATEMENT</b> | \$ 8,430,630.90   | - Ties to statement below |
| <b>ADD: AMOUNTS DUPLICATE FUNDED</b>  | <u>152,142.00</u> |                           |
| <b>LESS: INTEREST</b>                 | <u>2,477.40</u>   |                           |
|                                       | \$ 8,580,295.50   |                           |
| <b>VARIANCE (\$)</b>                  | \$ 71,993.51      |                           |



Account Name: Caesars Entertainment Inc New Centaur LLC Escrow Agreement December 2020 Escrow Funds  
Account Number: 269961000

0006386864646  
73  
058651535- 2-14  
698783516-240330-4502--058129011-  
Page 2 of  
March 1, 2024 to March 31, 2024

MARKET VALUE SUMMARY

|                                      | Current Period<br>03/01/24 to 03/31/24 |
|--------------------------------------|--|
| <b>Beginning Market Value</b>        | \$9,260,296.60                         |
| Cash and Securities Disbursements    | -829,702.77                            |
| <b>Adjusted Market Value</b>         | \$8,430,593.83                         |
| <b>Investment Results</b>            |  |
| Interest, Dividends and Other Income | 37.07                                  |
| <b>Total Investment Results</b>      | \$37.07                                |
| <b>Ending Market Value</b>           | \$8,430,630.90                         |

PROPERTY RECONCILIATION

|                       | UIN        | HHP        | UNDECIDED | TOTAL      |
|-----------------------|------------|------------|-----------|------------|
| AGREED UPON CAPITAL   | 11,000,000 | 11,000,000 | 3,000,000 | 25,000,000 |
| IHRC APPROVED TO DATE | 8,795,405  | 7,717,990  | -         | 16,513,395 |
| BALANCE               | 2,204,595  | 3,282,010  | 3,000,000 | 8,486,605  |

|                       | UIN        | HHP        | UNDECIDED | TOTAL      |
|-----------------------|------------|------------|-----------|------------|
| AGREED UPON CAPITAL   | 11,000,000 | 11,000,000 | 3,000,000 | 25,000,000 |
| ESCROW FUNDED TO DATE | 8,932,721  | 7,414,990  | -         | 16,347,711 |
| BALANCE               | 2,067,279  | 3,585,010  | 3,000,000 | 8,652,289  |

| Year           | Capital Item                        | Actual Cost     | RCFAC Committee Approved Amount |  |
|----------------|-------------------------------------|-----------------|---------------------------------|--|
| Year 1<br>2021 | Barn and Dormitory                  | \$ 6,588,023.84 | \$ 7,000,000.00                 |  |
|                | Barn Winterization                  | \$ 58,687.89    | \$ 60,000.00                    |  |
|                | Eurocizer                           | \$ 183,424.25   | \$ 250,000.00                   |  |
|                |                                     | \$ 6,830,135.98 | \$ 7,310,000.00                 |  |
| Year 2<br>2022 | Camera Tower                        | \$ 20,461.00    | \$ 20,000.00                    |  |
|                | Eurocizer Footing Material          | \$ 16,258.00    | \$ 20,000.00                    |  |
|                | 12 - Four arm Walkers               | \$ 78,000.00    | \$ 78,000.00                    |  |
|                | Surveillance Cameras Backstretch    | \$ 30,000.00    | \$ 30,000.00                    | *Part of cumulative project totaling \$115,614.89          |
|                | Drainage Project Barn 7 and 8       | \$ 16,050.00    | \$ 16,050.00                    |  |
|                | Barn PA System                      | \$ -            | \$ 25,000.00                    | *Actual quote \$150k; moved to 2024 on building            |
|                |                                     | \$ 160,769.00   | \$ 189,050.00                   |  |
| Year 3<br>2023 | Turf Rail and Geo Locate            | \$ 135,123.93   | \$ 150,000.00                   |  |
|                | 12 - Four arm Walkers               | \$ 85,000.00    | \$ 78,000.00                    |  |
|                | Eurocizer Footing Material          | \$ 14,622.00    | \$ 20,000.00                    |  |
|                | Surveillance Cameras Backstretch    | \$ 30,000.00    | \$ 30,000.00                    | *Part of cumulative project totaling \$115,614.89          |
|                | Sand for Drainage on Turf Course    | \$ 19,500.00    | \$ 20,000.00                    |  |
|                | Apron Project                       | \$ 704,989.76   | \$ 650,000.00                   |  |
|                | Asphalt for Stable Gate             | \$ 39,692.50    | \$ 50,000.00                    |  |
|                | Building/Trailer for Vets           | \$ -            | \$ -                            | *Dr. Mann paid for trailer                                 |
|                | Finish Line Camera                  | \$ 23,482.16    | \$ 25,000.00                    |  |
|                | Turf Vacuum                         | \$ 49,581.00    | \$ 46,838.29                    |  |
|                | \$ 1,101,991.35                     | \$ 1,069,838.29 |                                 |  |
| Year 4<br>2024 | Video Board                         | \$ 876,239.53   | \$ 800,000.00                   |  |
|                | Surveillance Cameras Backstretch    | \$ 30,000.00    | \$ 30,000.00                    | *Part of cumulative project totaling \$115,614.89          |
|                | Community Center Advance            | \$ 200,000.00   | \$ 200,000.00                   | *\$200,000 approved in advance                             |
|                | Backstretch Community Center        | \$ 1,200,000.00 | \$ 1,200,000.00                 |  |
|                | Barn 7 Winterization                | \$ 109,900.00   | \$ 128,000.00                   |  |
|                | Grading between Barn 7 and 8        | \$ 15,950.00    | \$ 100,000.00                   |  |
|                | Sand for Drainage on Turf Course    | \$ 20,965.31    | \$ 20,000.00                    |  |
|                | Footing                             | \$ 15,645.57    | \$ 20,000.00                    |  |
|                | Air Conditioning in Jock's Quarters | \$ 38,000.00    | \$ 69,600.00                    | *2 - units at \$34,800 apiece; only one currently replaced |
|                | Building PA Speakers                | \$ 47,222.50    | \$ 49,000.00                    |  |
|                | Heaters for Dorms                   | \$ 17,000.00    | \$ 17,000.16                    |  |
|                | Men's Jock's Steamroom              | \$ 38,985.45    | \$ 36,435.00                    |  |
|                | Receiving Barn Mats                 | \$ 79,385.00    | \$ 85,000.00                    | *Paid for, installation in July                            |

|        |                                     |                         |                        |   |
|--------|-------------------------------------|-------------------------|------------------------|---|
|        | Track Kitchen                       | \$ 8,200.00             | \$ 10,000.00           |   |
|        | Shelter for Officials and Gate Crew | \$ 12,500.00            | \$ 12,767.95           |   |
|        | Track Viewing Stand                 |                         | \$ 40,000.00           |   |
|        |                                     | <u>\$ 2,709,993.36</u>  | <u>\$ 2,817,803.11</u> |   |
| Year 5 |                                     |                         |                        |   |
| 2025   | Surveillance Cameras Backstretch    | \$ 25,614.89            | \$ 30,000.00           | *Part of cumulative project totaling \$115,614.89                   |
|        | Footing                             | \$ -                    | \$ 20,000.00           |   |
|        |                                     | <u>\$ 25,614.89</u>     | <u>\$ 50,000.00</u>    |   |
|        |                                     |                         |                        |   |
|        | Total Allocated RCFAC:              | \$ 10,828,504.58        | \$ 11,436,691.40       |   |
|        |                                     |                         |                        |   |
|        | Original Horseshoe RCFAC:           | \$ 11,000,000.00        |                        |   |
|        | Split of \$3 million RCFAC:         | \$ 1,500,000.00         |                        |   |
|        | Total Horseshoe RCFAC Years 1 - 10: | <u>\$ 12,500,000.00</u> |                        |   |
|        |                                     |                         |                        |   |
|        | Funds Remaining:                    | \$ 1,671,495.42         |                        |   |
|        | Average Remaining Per Year 6-10:    | \$ 334,299.08           |                        | *Assumes approval of the Community Center at total of \$1.4 million |



## Harrah's Hoosier Park RCFAC

| Year 1            | 2021  |                  |
|-------------------|-------|------------------|
| Barn 4 stalls     |       | 307,000          |
| Barn Surveillance |       | 1,340,000        |
| Paddock Lounge    |       | 24,000           |
| Dorm Floors       |       | 86,000           |
| Paving/Trash      |       | 112,000          |
| Spreader Truck    |       | 174,000          |
| Track LED Pole    |       | 36,000           |
| Barn Winterize    |       | 65,000           |
|                   | TOTAL | <u>2,144,000</u> |

| Year 2             | 2022  |                  |
|--------------------|-------|------------------|
| Truck Conditioner  |       | 31,000           |
| Barn Gutters       |       | 71,500           |
| LED Barns          |       | 151,000          |
| LED Track          |       | 1,485,000        |
| Paddock Heat       |       | 72,000           |
| Backstretch Fiber  |       | 107,396          |
| Paddock TV's       |       | 9,000            |
| Track Lights       |       | 39,000           |
| Backstretch Lights |       | 10,000           |
|                    | TOTAL | <u>1,975,896</u> |

## Year 3

2023

|                            |                |
|----------------------------|----------------|
| Equine Ambulance           | 60,000         |
| Apron Upgrades             | 372,000        |
| Apron Data Fiber           | 10,000         |
| Apron Furniture            | 38,000         |
| New Roof Barns             | 1,801,000      |
| New Video Board            | 285,500        |
| Manhole Rebuild Dorm       | 20,000         |
| 30 Washstall Cameras       | 21,000         |
| 6 Backside Water Fountains | 12,000         |
| 15 PTAC Units Dorms        | 24,000         |
| Fence Gate Paddock         | 31,000         |
| Switcher A/V Room          | <u>273,000</u> |
| TOTAL                      | 2,947,500      |

## Year 4

2024

|                                       |               |
|---------------------------------------|---------------|
| On-Track Warning System               | 13,000        |
| Wi-fi In Barn Area                    | 176,000       |
| 15 Additional E-Terminals             | 21,000        |
| Next Phase of "HOP" Area              | 150,000       |
| (Approved pending ISA Board approval) |               |
| LED Lights Stalls                     | 175,000       |
| Overhead Door Openers Barn            | 7,000         |
| Radiant Heaters Paddock               | 75,000        |
| Fans for Paddock Barns                | 20,000        |
| Tankless Water Heaters                | <u>73,000</u> |
| TOTAL                                 | 710,000       |

Year 5

Potential 2025 Projects

|   |                  |
|---|------------------|
| Backside Paving                         | 900,000          |
| Tote Board Video Wings                  | 650,000          |
| Sanitary Sewer Lines for Barn Wash Bays | <u>1,600,000</u> |
| TOTAL                                   | 3,150,000        |

### 5-Year Recap

Grand Total            10,927,396

Starting Number Including 1,500,000 from middle  
12,500,000

Left Remaining            1,572,604

Divided by 5 remaining years=314,520

# **Agenda Item #14**

(No Materials)

# **Agenda Item #15**

(Upcoming VICI public comment - No Materials)