
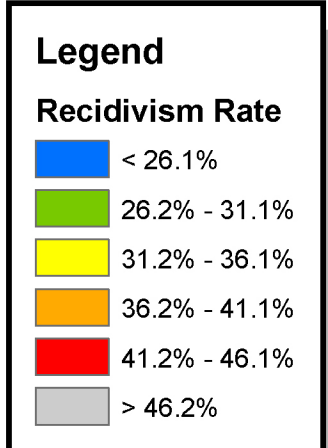
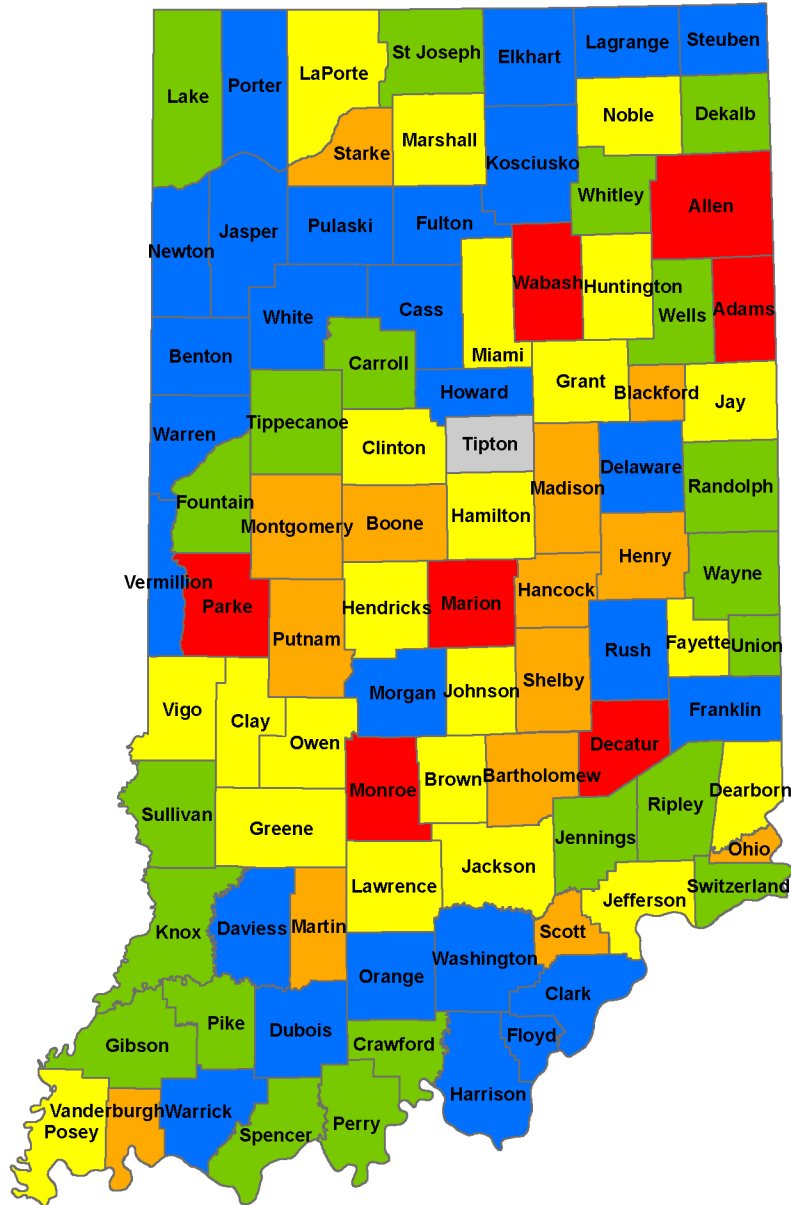


# INDIANA DEPARTMENT OF CORRECTION

## 2012 Recidivism Report (2009 Releases)

(Based on County of Commitment)





The Indiana Department of Correction defines Recidivism as an offender's return to incarceration within three (3) years of their release date from a state correctional institution.

An offender is included in this study when they are released via one of the following avenues: Community Transition Program (CTP), Probation, Parole, or Discharged.

Once released, an offender is verified as a Recidivist if they return to the institutional custody of the Indiana Department of Correction for a new conviction or a technical violation of post-incarceration supervision.

In instances where offenders have multiple releases within the same year, the earliest release date is used to determine the offender's recidivism status. Therefore, the statistics listed throughout this report reflect the number of unique releases per year.

**Felony Level** and **Offense Category** are based off of the **Most Serious Offense** for the commitment period in which the offender was released from incarceration.

### **Offense Category Descriptions:**

**Controlled Substance** – Dealing and Possession of Cocaine, Marijuana, and Schedule Drugs, etc.

**Person** – Murder, Manslaughter, Robbery, Battery, Carjacking, etc.

**Property** – Burglary, Residential Entry, Theft, Auto Theft, Forgery, etc.

**Sex Offenses** – Rape, Child Molesting, Sexual Misconduct with a Minor, Criminal Deviate Conduct, Incest, Sexual Battery, etc.

**Weapon** – Carry Handgun w/o License, Felon in Possession of Firearm, Pointing a Firearm, Possession of Firearm within 1 mile of School, etc.

**Other**- Resisting Law Enforcement, Driving Intoxicated/Suspended, Non-Support Child, Conspiracy, Aiding an Offense, Attempt to Commit a Felony, Missing Data, etc.

Prepared by:

Aaron Garner

Executive Director - Research and Technology

[agarner@idoc.in.gov](mailto:agarner@idoc.in.gov)

This report may be found at:

[http://www.in.gov/idoc/files/2012\\_Adult\\_Recidivism\\_CountyofCommit.pdf](http://www.in.gov/idoc/files/2012_Adult_Recidivism_CountyofCommit.pdf)

**2012 Recidivism Report  
(2009 Releases)**

**(Based on County of Commitment)**

<b>COUNTY OF COMMITMENT</b>	<b>2009 Releases</b>	<b>Number of Recidivists</b>	<b>RECIDIVISM RATE</b>
ADAMS	64	27	42.2%
ALLEN	1,196	504	42.1%
BARTHOLOMEW	192	70	36.5%
BENTON	25	3	12.0%
BLACKFORD	18	7	38.9%
BOONE	75	29	38.7%
BROWN	18	6	33.3%
CARROLL	67	20	29.9%
CASS	64	16	25.0%
CLARK	128	16	12.5%
CLAY	47	15	31.9%
CLINTON	59	21	35.6%
CRAWFORD	37	10	27.0%
DAVISS	41	5	12.2%
DEARBORN	241	87	36.1%
DECATUR	95	41	43.2%
DEKALB	76	22	28.9%
DELAWARE	287	72	25.1%
DUBOIS	38	5	13.2%
ELKHART	694	174	25.1%
FAYETTE	125	42	33.6%
FLOYD	86	13	15.1%
FOUNTAIN	48	13	27.1%
FRANKLIN	101	22	21.8%
FULTON	64	11	17.2%
GIBSON	38	11	28.9%
GRANT	205	64	31.2%
GREENE	55	18	32.7%
HAMILTON	554	184	33.2%
HANCOCK	128	48	37.5%
HARRISON	93	14	15.1%
HENDRICKS	259	89	34.4%
HENRY	123	46	37.4%
HOWARD	200	52	26.0%
HUNTINGTON	246	86	35.0%

**2012 Recidivism Report  
(2009 Releases)**

**(Based on County of Commitment)**

<b>COUNTY OF COMMITMENT</b>	<b>2009 Releases</b>	<b>Number of Recidivists</b>	<b>RECIDIVISM RATE</b>
JACKSON	175	59	33.7%
JASPER	37	9	24.3%
JAY	51	18	35.3%
JEFFERSON	77	26	33.8%
JENNINGS	119	37	31.1%
JOHNSON	395	133	33.7%
KNOX	63	19	30.2%
KOSCIUSKO	177	41	23.2%
LAGRANGE	94	21	22.3%
LAKE	526	140	26.6%
LAPORTE	151	52	34.4%
LAWRENCE	72	25	34.7%
MADISON	471	186	39.5%
MARION	5,307	2,435	45.9%
MARSHALL	116	37	31.9%
MARTIN	10	4	40.0%
MIAMI	89	31	34.8%
MONROE	248	108	43.5%
MONTGOMERY	162	63	38.9%
MORGAN	112	29	25.9%
NEWTON	26	2	7.7%
NOBLE	205	65	31.7%
OHIO	15	6	40.0%
ORANGE	27	7	25.9%
OWEN	43	14	32.6%
PARKE	54	24	44.4%
PERRY	47	13	27.7%
PIKE	18	5	27.8%
PORTER	138	27	19.6%
POSEY	57	18	31.6%
PULASKI	18	4	22.2%
PUTNAM	140	52	37.1%
RANDOLPH	15	4	26.7%
RIPLEY	87	24	27.6%
RUSH	68	17	25.0%

**2012 Recidivism Report  
(2009 Releases)**

**(Based on County of Commitment)**

<b>COUNTY OF COMMITMENT</b>	<b>2009 Releases</b>	<b>Number of Recidivists</b>	<b>RECIDIVISM RATE</b>
SCOTT	82	32	39.0%
SHELBY	262	103	39.3%
SPENCER	18	5	27.8%
ST. JOSEPH	627	195	31.1%
STARKE	128	47	36.7%
STEUBEN	56	9	16.1%
SULLIVAN	66	20	30.3%
SWITZERLAND	10	3	30.0%
TIPPECANOE	315	91	28.9%
TIPTON	4	3	75.0%
UNION	33	10	30.3%
VANDERBURGH	766	293	38.3%
VERMILLION	41	7	17.1%
VIGO	281	92	32.7%
WABASH	171	71	41.5%
WARREN	12	2	16.7%
WARRICK	52	10	19.2%
WASHINGTON	93	21	22.6%
WAYNE	497	140	28.2%
WELLS	69	19	27.5%
WHITE	42	7	16.7%
WHITLEY	36	11	30.6%
Z.MISSING	15	3	20.0%
	<i>18,873</i>	<i>6,812</i>	<i>36.1%</i>

2012 Recidivism Report  
(2009 Releases)

ADAMS County  
(Based on County of Commitment)

RETURN TYPE	Number of Recidivists	PERCENT OF RETURNS
COURT SUPERVISION VIOLATION	14	51.9%
NEW CHARGE	8	29.6%
PAROLE VIOLATION - NEW CHARGE	2	7.4%
PAROLE VIOLATION - TECHNICAL	3	11.1%
	27	100%

RELEASE TYPE	2009 Releases	Number of Recidivists	RECIDIVISM RATE
CTP	7	4	57.1%
DISCHARGE	2	0	0.0%
PAROLE	29	7	24.1%
PROBATION	26	16	61.5%
	64	27	42.2%

GENDER	2009 Releases	Number of Recidivists	RECIDIVISM RATE
FEMALE	10	5	50.0%
MALE	54	22	40.7%
	64	27	42.2%

RACE	2009 Releases	Number of Recidivists	RECIDIVISM RATE
AFRICAN AMERICAN	4	1	25.0%
CAUCASIAN	52	23	44.2%
HISPANIC	7	3	42.9%
OTHER	1	0	0.0%
	64	27	42.2%

**2012 Recidivism Report  
(2009 Releases)**

**ADAMS County  
(Based on County of Commitment)**

<b>FELONY LEVEL</b>	<b>2009 Releases</b>	<b>Number of Recidivists</b>	<b>RECIDIVISM RATE</b>
Felony A	2	0	0.0%
Felony B	5	3	60.0%
Felony C	17	8	47.1%
Felony D	40	16	40.0%
	64	27	42.2%

<b>OFFENSE CATEGORY</b>	<b>2009 Releases</b>	<b>Number of Recidivists</b>	<b>RECIDIVISM RATE</b>
CONTROLLED SUBSTANCE	13	4	30.8%
OTHER	13	7	53.8%
PERSON	11	5	45.5%
PROPERTY	24	10	41.7%
SEX OFFENSE	3	1	33.3%
	64	27	42.2%

<b>MOST SERIOUS OFFENSE</b>	<b>2009 Releases</b>	<b>Number of Recidivists</b>	<b>RECIDIVISM RATE</b>
Attempt to Commit a Felony	2	1	50.0%
Auto Theft, Receiving Stolen Parts	2	0	0.0%
Battery	3	1	33.3%
Battery by Bodily Waste	1	1	100%
Burglary	5	2	40.0%
Check Fraud	1	0	0.0%
Child Molesting	2	1	50.0%
Criminal Confinement	1	0	0.0%
Dealing Cocaine or Narcotic	2	1	50.0%
Dealing Marijuana, Hash Oil, or Hashish	2	0	0.0%
Domestic Battery	2	2	100%
Driving While Intoxicated	2	0	0.0%
Escape/Failure to Return	1	1	100%
Forgery	6	4	66.7%
Intimidation	1	0	0.0%
Non-Support of Dependent Child	2	1	50.0%
Obstruction of Justice	1	1	100%
Operating Vehicle Intoxicated-Endanger	2	1	50.0%

**2012 Recidivism Report  
(2009 Releases)**

**ADAMS County  
(Based on County of Commitment)**

<b>MOST SERIOUS OFFENSE</b>	<b>2009 Releases</b>	<b>Number of Recidivists</b>	<b>RECIDIVISM RATE</b>
Operating Vehicle Intoxicated-Prior Conviction	1	1	100%
Operating Vehicle While Privileges Suspended	1	0	0.0%
Possession of Cocaine or Narcotic	1	0	0.0%
Possession of Controlled Substance	1	0	0.0%
Possession of Marijuana, Hash Oil, or Hashish	6	2	33.3%
Possession of Prescription/Allergy Drug	1	1	100%
Resisting Law Enforcement	3	2	66.7%
Robbery	1	0	0.0%
Sexual Misconduct with a Minor	1	0	0.0%
Theft, Receiving Stolen Property	10	4	40.0%
	64	27	42.2%



**2012 Recidivism Report  
(2009 Releases)**

**ALLEN County  
(Based on County of Commitment)**

RETURN TYPE	Number of Recidivists	PERCENT OF RETURNS
COURT SUPERVISION VIOLATION	150	29.8%
CTP NEW	3	0.6%
CTP TECH	14	2.8%
NEW CHARGE	194	38.5%
PAROLE VIOLATION - NEW CHARGE	63	12.5%
PAROLE VIOLATION - TECHNICAL	80	15.9%
	504	100%

RELEASE TYPE	2009 Releases	Number of Recidivists	RECIDIVISM RATE
CTP	214	99	46.3%
DISCHARGE	42	15	35.7%
PAROLE	686	264	38.5%
PROBATION	254	126	49.6%
	1,196	504	42.1%

GENDER	2009 Releases	Number of Recidivists	RECIDIVISM RATE
FEMALE	185	55	29.7%
MALE	1,011	449	44.4%
	1,196	504	42.1%

RACE	2009 Releases	Number of Recidivists	RECIDIVISM RATE
AFRICAN AMERICAN	610	284	46.6%
CAUCASIAN	502	198	39.4%
HISPANIC	69	16	23.2%
OTHER	15	6	40.0%
	1,196	504	42.1%

**2012 Recidivism Report  
(2009 Releases)**

**ALLEN County  
(Based on County of Commitment)**

<b>FELONY LEVEL</b>	<b>2009 Releases</b>	<b>Number of Recidivists</b>	<b>RECIDIVISM RATE</b>
Felony A	11	4	36.4%
Felony B	253	108	42.7%
Felony C	311	156	50.2%
Felony D	618	236	38.2%
Misdemeanor A	1	0	0.0%
Murder	2	0	0.0%
	<i>1,196</i>	<i>504</i>	<i>42.1%</i>

<b>OFFENSE CATEGORY</b>	<b>2009 Releases</b>	<b>Number of Recidivists</b>	<b>RECIDIVISM RATE</b>
CONTROLLED SUBSTANCE	277	103	37.2%
OTHER	268	92	34.3%
PERSON	219	99	45.2%
PROPERTY	357	163	45.7%
SEX OFFENSE	41	26	63.4%
WEAPON	34	21	61.8%
	<i>1,196</i>	<i>504</i>	<i>42.1%</i>

<b>MOST SERIOUS OFFENSE</b>	<b>2009 Releases</b>	<b>Number of Recidivists</b>	<b>RECIDIVISM RATE</b>
Aggravated Battery	2	0	0.0%
Aiding, Inducing or Causing an Offense	20	10	50.0%
Arson	4	1	25.0%
Assisting a Criminal	2	1	50.0%
Attempt to Commit a Felony	23	7	30.4%
Auto Theft, Receiving Stolen Parts	16	6	37.5%
Battery	48	22	45.8%
Battery by Bodily Waste	2	0	0.0%
Bribery	1	0	0.0%
Burglary	116	62	53.4%
Carjacking	2	1	50.0%
Carrying Handgun w/o License	24	15	62.5%
Check Fraud	4	0	0.0%
Child Exploitation	1	1	100%
Child Molesting	18	10	55.6%

**2012 Recidivism Report  
(2009 Releases)**

**ALLEN County  
(Based on County of Commitment)**

<b>MOST SERIOUS OFFENSE</b>	<b>2009 Releases</b>	<b>Number of Recidivists</b>	<b>RECIDIVISM RATE</b>
Child Seduction	1	0	0.0%
Child Solicitation	1	0	0.0%
Conspiracy	1	1	100%
Contribute to Delinquency	1	0	0.0%
Contributing To The Delinquency Of A Minor	1	0	0.0%
Criminal Confinement	11	8	72.7%
Criminal Deviate Conduct	3	2	66.7%
Criminal Mischief	3	2	66.7%
Criminal Recklessness	14	5	35.7%
Criminal Trespass	2	1	50.0%
Dealing - Sawed-Off Shotgun	1	1	100%
Dealing Cocaine or Narcotic	83	31	37.3%
Dealing Marijuana, Hash Oil, or Hashish	5	1	20.0%
Dealing Methamphetamine	2	1	50.0%
Dealing Sched I, II, or III Controlled Substance	15	2	13.3%
Domestic Battery	44	21	47.7%
Driving While Intoxicated	48	9	18.8%
Escape/Failure to Return	4	1	25.0%
Failure to Register as a Sex Offender	12	5	41.7%
Failure to Return to Lawful Detention	12	7	58.3%
Failure to Warn of Communicable Disease	1	0	0.0%
False Declaration	1	0	0.0%
Felon in Possession of a Firearm	5	3	60.0%
Forgery	72	27	37.5%
Fraud	8	3	37.5%
Fraud on Financial Institution	1	0	0.0%
Identity Deception	2	1	50.0%
Incest	1	0	0.0%
Intimidation	4	1	25.0%
Invasion of Privacy	14	8	57.1%
Maintaining a Common Nuisance	3	0	0.0%
Murder	2	0	0.0%
Neglect of a Dependent	5	2	40.0%
Non-Support of Dependent Child	9	0	0.0%

**2012 Recidivism Report  
(2009 Releases)**

**ALLEN County  
(Based on County of Commitment)**

<b>MOST SERIOUS OFFENSE</b>	<b>2009 Releases</b>	<b>Number of Recidivists</b>	<b>RECIDIVISM RATE</b>
Obliterating Handgun I.D.	1	1	100%
Operating Vehicle Intoxicated-Prior Conviction	42	11	26.2%
Operating Vehicle Intoxicated-Serious Bodily Injury	3	0	0.0%
Operating Vehicle While Privileges Suspended	11	5	45.5%
Operating Vehicle w/Lifetime Suspension	31	11	35.5%
Pointing a Firearm	3	1	33.3%
Possession of Cocaine or Narcotic	93	36	38.7%
Possession of Controlled Substance	16	6	37.5%
Possession of Marijuana, Hash Oil, or Hashish	36	14	38.9%
Possession of Methamphetamine Substance Tax	2	2	100%
Possession of Paraphernalia	21	9	42.9%
Possession of Precursors	1	1	100%
Prostitution	6	2	33.3%
Rape	10	8	80.0%
Reckless Homicide	1	0	0.0%
Residential Entry	18	12	66.7%
Resisting Law Enforcement	35	16	45.7%
Robbery	52	29	55.8%
Sexual Misconduct with a Minor	6	5	83.3%
Stalking	1	1	100%
Strangulation	19	6	31.6%
Theft, Receiving Stolen Property	108	48	44.4%
Voluntary Manslaughter	2	1	50.0%
Welfare Fraud	3	0	0.0%
	<b>1,196</b>	<b>504</b>	<b>42.1%</b>

**2012 Recidivism Report  
(2009 Releases)**

**BARTHOLOMEW County  
(Based on County of Commitment)**

RETURN TYPE	Number of Recidivists	PERCENT OF RETURNS
COURT SUPERVISION VIOLATION	15	21.4%
CTP NEW	1	1.4%
NEW CHARGE	29	41.4%
PAROLE VIOLATION - NEW CHARGE	9	12.9%
PAROLE VIOLATION - TECHNICAL	16	22.9%
	70	100%

RELEASE TYPE	2009 Releases	Number of Recidivists	RECIDIVISM RATE
CTP	34	14	41.2%
DISCHARGE	4	1	25.0%
PAROLE	110	43	39.1%
PROBATION	44	12	27.3%
	192	70	36.5%

GENDER	2009 Releases	Number of Recidivists	RECIDIVISM RATE
FEMALE	33	9	27.3%
MALE	159	61	38.4%
	192	70	36.5%

RACE	2009 Releases	Number of Recidivists	RECIDIVISM RATE
AFRICAN AMERICAN	23	9	39.1%
CAUCASIAN	156	59	37.8%
HISPANIC	12	2	16.7%
OTHER	1	0	0.0%
	192	70	36.5%

**2012 Recidivism Report  
(2009 Releases)**

**BARTHOLOMEW County  
(Based on County of Commitment)**

<b>FELONY LEVEL</b>	<b>2009 Releases</b>	<b>Number of Recidivists</b>	<b>RECIDIVISM RATE</b>
Felony A	2	0	0.0%
Felony B	26	8	30.8%
Felony C	45	21	46.7%
Felony D	118	41	34.7%
Murder	1	0	0.0%
	192	70	36.5%

<b>OFFENSE CATEGORY</b>	<b>2009 Releases</b>	<b>Number of Recidivists</b>	<b>RECIDIVISM RATE</b>
CONTROLLED SUBSTANCE	50	15	30.0%
OTHER	48	13	27.1%
PERSON	23	11	47.8%
PROPERTY	59	25	42.4%
SEX OFFENSE	10	5	50.0%
WEAPON	2	1	50.0%
	192	70	36.5%

<b>MOST SERIOUS OFFENSE</b>	<b>2009 Releases</b>	<b>Number of Recidivists</b>	<b>RECIDIVISM RATE</b>
Aiding, Inducing or Causing an Offense	1	0	0.0%
Assisting a Criminal	1	0	0.0%
Attempt to Commit a Felony	4	0	0.0%
Auto Theft, Receiving Stolen Parts	1	0	0.0%
Battery	4	2	50.0%
Burglary	11	4	36.4%
Check Fraud	1	0	0.0%
Child Exploitation	1	0	0.0%
Child Molesting	2	2	100%
Criminal Confinement	2	2	100%
Criminal Deviate Conduct	2	2	100%
Criminal Recklessness	2	2	100%
Cruelty to Animals	1	0	0.0%
Dealing Cocaine or Narcotic	12	3	25.0%
Dealing Marijuana, Hash Oil, or Hashish	2	1	50.0%
Dealing Methamphetamine	1	1	100%

**2012 Recidivism Report  
(2009 Releases)**

**BARTHOLOMEW County  
(Based on County of Commitment)**

<b>MOST SERIOUS OFFENSE</b>	<b>2009 Releases</b>	<b>Number of Recidivists</b>	<b>RECIDIVISM RATE</b>
Dealing Sched I, II, or III Controlled Substance	1	1	100%
Domestic Battery	3	1	33.3%
Driving While Intoxicated	17	4	23.5%
Failure to Register as a Sex Offender	3	1	33.3%
Failure to Return to Lawful Detention	2	2	100%
Forgery	3	1	33.3%
Fraud	1	1	100%
Fraud on Financial Institution	3	2	66.7%
Intimidation	1	1	100%
Maintaining a Common Nuisance	3	0	0.0%
Murder	1	0	0.0%
Non-Support of Dependent Child	3	0	0.0%
Obstruction of Justice	1	0	0.0%
Operating Vehicle Intoxicated-Prior Conviction	3	1	33.3%
Operating Vehicle While Privileges Suspended	1	0	0.0%
Operating Vehicle w/Lifetime Suspension	7	3	42.9%
Pointing a Firearm	1	0	0.0%
Possession - Sawed-Off Shotgun	1	1	100%
Possession of Cocaine or Narcotic	14	6	42.9%
Possession of Controlled Substance	4	1	25.0%
Possession of Methamphetamine	1	0	0.0%
Possession of Methamphetamine Substance Tax	7	0	0.0%
Possession of Precursors	5	2	40.0%
Promoting Prostitution	1	0	0.0%
Rape	1	0	0.0%
Residential Entry	2	1	50.0%
Resisting Law Enforcement	4	2	50.0%
Robbery	7	2	28.6%
Sex Offender Residency Restrictions	2	0	0.0%
Sexual Misconduct with a Minor	2	1	50.0%
Stalking	1	1	100%
Strangulation	1	0	0.0%
Theft, Receiving Stolen Property	37	16	43.2%
	192	70	36.5%

**2012 Recidivism Report  
(2009 Releases)**

**BENTON County  
(Based on County of Commitment)**

RETURN TYPE	Number of Recidivists	PERCENT OF RETURNS
COURT SUPERVISION VIOLATION	3	100%
	3	100%

RELEASE TYPE	2009 Releases	Number of Recidivists	RECIDIVISM RATE
DISCHARGE	1	0	0.0%
PAROLE	8	0	0.0%
PROBATION	16	3	18.8%
	25	3	12.0%

GENDER	2009 Releases	Number of Recidivists	RECIDIVISM RATE
FEMALE	2	0	0.0%
MALE	23	3	13.0%
	25	3	12.0%

RACE	2009 Releases	Number of Recidivists	RECIDIVISM RATE
AFRICAN AMERICAN	2	0	0.0%
CAUCASIAN	23	3	13.0%
	25	3	12.0%



**2012 Recidivism Report  
(2009 Releases)**

**BENTON County  
(Based on County of Commitment)**

<b>FELONY LEVEL</b>	<b>2009 Releases</b>	<b>Number of Recidivists</b>	<b>RECIDIVISM RATE</b>
Felony A	2	0	0.0%
Felony B	1	0	0.0%
Felony C	10	1	10.0%
Felony D	11	2	18.2%
Murder	1	0	0.0%
	25	3	12.0%

<b>OFFENSE CATEGORY</b>	<b>2009 Releases</b>	<b>Number of Recidivists</b>	<b>RECIDIVISM RATE</b>
CONTROLLED SUBSTANCE	6	1	16.7%
OTHER	3	0	0.0%
PERSON	5	0	0.0%
PROPERTY	8	2	25.0%
SEX OFFENSE	3	0	0.0%
	25	3	12.0%

<b>MOST SERIOUS OFFENSE</b>	<b>2009 Releases</b>	<b>Number of Recidivists</b>	<b>RECIDIVISM RATE</b>
Battery	1	0	0.0%
Burglary	2	1	50.0%
Child Molesting	2	0	0.0%
Conspiracy	1	0	0.0%
Criminal Confinement	1	0	0.0%
Dealing Sched I, II, or III Controlled Substance	1	0	0.0%
Forgery	1	0	0.0%
Intimidation	1	0	0.0%
Maintaining a Common Nuisance	1	0	0.0%
Murder	1	0	0.0%
Non-Support of Dependent Child	1	0	0.0%
Operating Vehicle Intoxicated-Endanger	1	0	0.0%
Possession of Cocaine or Narcotic	2	0	0.0%
Possession of Controlled Substance	2	1	50.0%
Residential Entry	1	0	0.0%
Resisting Law Enforcement	1	0	0.0%
Sexual Misconduct with a Minor	1	0	0.0%

**2012 Recidivism Report  
(2009 Releases)**

**BENTON County  
(Based on County of Commitment)**

<b>MOST SERIOUS OFFENSE</b>	<b>2009 Releases</b>	<b>Number of Recidivists</b>	<b>RECIDIVISM RATE</b>
Theft, Receiving Stolen Property	4	1	25.0%
	25	3	12.0%

**2012 Recidivism Report  
(2009 Releases)**

**BLACKFORD County  
(Based on County of Commitment)**

RETURN TYPE	Number of Recidivists	PERCENT OF RETURNS
COURT SUPERVISION VIOLATION	3	42.9%
NEW CHARGE	1	14.3%
PAROLE VIOLATION - NEW CHARGE	2	28.6%
PAROLE VIOLATION - TECHNICAL	1	14.3%
	7	100%

RELEASE TYPE	2009 Releases	Number of Recidivists	RECIDIVISM RATE
CTP	5	2	40.0%
PAROLE	7	3	42.9%
PROBATION	6	2	33.3%
	18	7	38.9%

GENDER	2009 Releases	Number of Recidivists	RECIDIVISM RATE
FEMALE	2	0	0.0%
MALE	16	7	43.8%
	18	7	38.9%

RACE	2009 Releases	Number of Recidivists	RECIDIVISM RATE
AFRICAN AMERICAN	1	1	100%
CAUCASIAN	17	6	35.3%
	18	7	38.9%

**2012 Recidivism Report  
(2009 Releases)**

**BLACKFORD County  
(Based on County of Commitment)**

<b>FELONY LEVEL</b>	<b>2009 Releases</b>	<b>Number of Recidivists</b>	<b>RECIDIVISM RATE</b>
Felony B	4	1	25.0%
Felony C	14	6	42.9%
	18	7	38.9%

<b>OFFENSE CATEGORY</b>	<b>2009 Releases</b>	<b>Number of Recidivists</b>	<b>RECIDIVISM RATE</b>
CONTROLLED SUBSTANCE	2	0	0.0%
OTHER	7	3	42.9%
PERSON	4	0	0.0%
PROPERTY	3	3	100%
SEX OFFENSE	2	1	50.0%
	18	7	38.9%

<b>MOST SERIOUS OFFENSE</b>	<b>2009 Releases</b>	<b>Number of Recidivists</b>	<b>RECIDIVISM RATE</b>
Aiding, Inducing or Causing an Offense	1	0	0.0%
Attempt to Commit a Felony	1	0	0.0%
Battery	3	0	0.0%
Burglary	3	3	100%
Child Molesting	1	1	100%
Dealing Cocaine or Narcotic	1	0	0.0%
Non-Support of Dependent Child	3	2	66.7%
Operating Vehicle w/Lifetime Suspension	2	1	50.0%
Possession of Cocaine or Narcotic	1	0	0.0%
Robbery	1	0	0.0%
Sexual Misconduct with a Minor	1	0	0.0%
	18	7	38.9%

**2012 Recidivism Report  
(2009 Releases)**

**BOONE County  
(Based on County of Commitment)**

RETURN TYPE	Number of Recidivists	PERCENT OF RETURNS
COURT SUPERVISION VIOLATION	9	31.0%
NEW CHARGE	17	58.6%
PAROLE VIOLATION - NEW CHARGE	2	6.9%
PAROLE VIOLATION - TECHNICAL	1	3.4%
	29	100%

RELEASE TYPE	2009 Releases	Number of Recidivists	RECIDIVISM RATE
CTP	3	2	66.7%
DISCHARGE	3	1	33.3%
PAROLE	36	13	36.1%
PROBATION	33	13	39.4%
	75	29	38.7%

GENDER	2009 Releases	Number of Recidivists	RECIDIVISM RATE
FEMALE	9	4	44.4%
MALE	66	25	37.9%
	75	29	38.7%

RACE	2009 Releases	Number of Recidivists	RECIDIVISM RATE
AFRICAN AMERICAN	4	0	0.0%
CAUCASIAN	70	29	41.4%
HISPANIC	1	0	0.0%
	75	29	38.7%

**2012 Recidivism Report  
(2009 Releases)**

**BOONE County  
(Based on County of Commitment)**

<b>FELONY LEVEL</b>	<b>2009 Releases</b>	<b>Number of Recidivists</b>	<b>RECIDIVISM RATE</b>
Felony B	11	2	18.2%
Felony C	15	6	40.0%
Felony D	49	21	42.9%
	75	29	38.7%

<b>OFFENSE CATEGORY</b>	<b>2009 Releases</b>	<b>Number of Recidivists</b>	<b>RECIDIVISM RATE</b>
CONTROLLED SUBSTANCE	18	4	22.2%
OTHER	20	7	35.0%
PERSON	7	2	28.6%
PROPERTY	19	12	63.2%
SEX OFFENSE	10	4	40.0%
WEAPON	1	0	0.0%
	75	29	38.7%

<b>MOST SERIOUS OFFENSE</b>	<b>2009 Releases</b>	<b>Number of Recidivists</b>	<b>RECIDIVISM RATE</b>
Aggravated Battery	1	0	0.0%
Arson	2	1	50.0%
Auto Theft, Receiving Stolen Parts	1	1	100%
Battery	1	1	100%
Burglary	3	0	0.0%
Child Molesting	4	2	50.0%
Child Solicitation	1	0	0.0%
Criminal Deviate Conduct	1	1	100%
Dealing Cocaine or Narcotic	2	0	0.0%
Dealing Sched I, II, or III Controlled Substance	1	0	0.0%
Driving While Intoxicated	7	2	28.6%
Driving While Suspended/Oper Veh HTV	2	1	50.0%
Failure to Register as a Sex Offender	1	0	0.0%
Failure to Return to Lawful Detention	1	1	100%
Felon in Possession of a Firearm	1	0	0.0%
Forgery	1	1	100%
Fraud	1	1	100%
Incest	1	0	0.0%

**2012 Recidivism Report  
(2009 Releases)**

**BOONE County  
(Based on County of Commitment)**

<b>MOST SERIOUS OFFENSE</b>	<b>2009 Releases</b>	<b>Number of Recidivists</b>	<b>RECIDIVISM RATE</b>
Maintaining a Common Nuisance	1	0	0.0%
Neglect of a Dependent	1	0	0.0%
Non-Support of Dependent Child	2	0	0.0%
Operating Vehicle Intoxicated-Endanger	2	0	0.0%
Operating Vehicle Intoxicated-Prior Conviction	4	2	50.0%
Operating Vehicle While Privileges Suspended	1	0	0.0%
Operating Vehicle w/Lifetime Suspension	1	0	0.0%
Possession of Cocaine or Narcotic	1	0	0.0%
Possession of Controlled Substance	6	3	50.0%
Possession of Marijuana, Hash Oil, or Hashish	4	1	25.0%
Possession of Methamphetamine Substance Tax	1	0	0.0%
Possession of Paraphernalia	1	0	0.0%
Possession of Precursors	1	0	0.0%
Residential Entry	2	2	100%
Resisting Law Enforcement	1	1	100%
Robbery	2	1	50.0%
Sexual Battery	1	1	100%
Sexual Misconduct with a Minor	2	0	0.0%
Theft, Receiving Stolen Property	9	6	66.7%
	75	29	38.7%

**2012 Recidivism Report  
(2009 Releases)**

**BROWN County  
(Based on County of Commitment)**

RETURN TYPE	Number of Recidivists	PERCENT OF RETURNS
NEW CHARGE	3	50.0%
PAROLE VIOLATION - NEW CHARGE	2	33.3%
PAROLE VIOLATION - TECHNICAL	1	16.7%
	6	100%

RELEASE TYPE	2009 Releases	Number of Recidivists	RECIDIVISM RATE
DISCHARGE	1	0	0.0%
PAROLE	12	6	50.0%
PROBATION	5	0	0.0%
	18	6	33.3%

GENDER	2009 Releases	Number of Recidivists	RECIDIVISM RATE
MALE	18	6	33.3%
	18	6	33.3%

RACE	2009 Releases	Number of Recidivists	RECIDIVISM RATE
CAUCASIAN	18	6	33.3%
	18	6	33.3%



**2012 Recidivism Report  
(2009 Releases)**

**BROWN County  
(Based on County of Commitment)**

<b>FELONY LEVEL</b>	<b>2009 Releases</b>	<b>Number of Recidivists</b>	<b>RECIDIVISM RATE</b>
Felony B	7	1	14.3%
Felony C	7	4	57.1%
Felony D	4	1	25.0%
	18	6	33.3%

<b>OFFENSE CATEGORY</b>	<b>2009 Releases</b>	<b>Number of Recidivists</b>	<b>RECIDIVISM RATE</b>
CONTROLLED SUBSTANCE	3	1	33.3%
OTHER	4	0	0.0%
PROPERTY	6	3	50.0%
SEX OFFENSE	3	1	33.3%
WEAPON	2	1	50.0%
	18	6	33.3%

<b>MOST SERIOUS OFFENSE</b>	<b>2009 Releases</b>	<b>Number of Recidivists</b>	<b>RECIDIVISM RATE</b>
Auto Theft, Receiving Stolen Parts	1	1	100%
Burglary	2	1	50.0%
Carrying Handgun w/o License	2	1	50.0%
Check Fraud	1	0	0.0%
Conspiracy	2	0	0.0%
Dealing Cocaine or Narcotic	1	0	0.0%
Dealing Marijuana, Hash Oil, or Hashish	1	1	100%
Forgery	1	1	100%
Operating Vehicle w/Lifetime Suspension	2	0	0.0%
Possession of Methamphetamine Substance Tax	1	0	0.0%
Rape	2	0	0.0%
Sexual Battery	1	1	100%
Theft, Receiving Stolen Property	1	0	0.0%
	18	6	33.3%

**2012 Recidivism Report  
(2009 Releases)**

**CARROLL County  
(Based on County of Commitment)**

RETURN TYPE	Number of Recidivists	PERCENT OF RETURNS
COURT SUPERVISION VIOLATION	4	20.0%
NEW CHARGE	15	75.0%
PAROLE VIOLATION - TECHNICAL	1	5.0%
	20	100%

RELEASE TYPE	2009 Releases	Number of Recidivists	RECIDIVISM RATE
CTP	10	3	30.0%
DISCHARGE	2	2	100%
PAROLE	19	5	26.3%
PROBATION	36	10	27.8%
	67	20	29.9%

GENDER	2009 Releases	Number of Recidivists	RECIDIVISM RATE
FEMALE	9	1	11.1%
MALE	58	19	32.8%
	67	20	29.9%

RACE	2009 Releases	Number of Recidivists	RECIDIVISM RATE
AFRICAN AMERICAN	1	1	100%
CAUCASIAN	61	19	31.1%
HISPANIC	4	0	0.0%
OTHER	1	0	0.0%
	67	20	29.9%

**2012 Recidivism Report  
(2009 Releases)**

**CARROLL County  
(Based on County of Commitment)**

<b>FELONY LEVEL</b>	<b>2009 Releases</b>	<b>Number of Recidivists</b>	<b>RECIDIVISM RATE</b>
Felony A	1	0	0.0%
Felony B	7	1	14.3%
Felony C	21	7	33.3%
Felony D	37	12	32.4%
Murder	1	0	0.0%
	67	20	29.9%

<b>OFFENSE CATEGORY</b>	<b>2009 Releases</b>	<b>Number of Recidivists</b>	<b>RECIDIVISM RATE</b>
CONTROLLED SUBSTANCE	13	3	23.1%
OTHER	15	5	33.3%
PERSON	11	2	18.2%
PROPERTY	27	10	37.0%
SEX OFFENSE	1	0	0.0%
	67	20	29.9%

<b>MOST SERIOUS OFFENSE</b>	<b>2009 Releases</b>	<b>Number of Recidivists</b>	<b>RECIDIVISM RATE</b>
Aiding, Inducing or Causing an Offense	2	0	0.0%
Attempt to Commit a Felony	1	1	100%
Auto Theft, Receiving Stolen Parts	2	2	100%
Burglary	11	4	36.4%
Child Molesting	1	0	0.0%
Conspiracy	1	1	100%
Criminal Confinement	1	0	0.0%
Dealing Cocaine or Narcotic	3	0	0.0%
Dealing Marijuana, Hash Oil, or Hashish	2	0	0.0%
Driving While Intoxicated	4	1	25.0%
Forgery	2	1	50.0%
Impersonation of a Public Servant	1	1	100%
Maintaining a Common Nuisance	1	0	0.0%
Murder	1	0	0.0%
Operating Vehicle Intoxicated-Endanger	6	2	33.3%
Operating Vehicle While Privileges Suspended	2	0	0.0%
Operating Vehicle w/Lifetime Suspension	4	1	25.0%

**2012 Recidivism Report  
(2009 Releases)**

**CARROLL County  
(Based on County of Commitment)**

<b>MOST SERIOUS OFFENSE</b>	<b>2009 Releases</b>	<b>Number of Recidivists</b>	<b>RECIDIVISM RATE</b>
Possession of Cocaine or Narcotic	1	0	0.0%
Possession of Cocaine or Narcotic Drug	1	0	0.0%
Possession of Controlled Substance	3	2	66.7%
Possession of Marijuana, Hash Oil, or Hashish	1	0	0.0%
Possession of Methamphetamine Substance Tax	1	1	100%
Reckless Homicide	1	0	0.0%
Residential Entry	3	1	33.3%
Robbery	1	0	0.0%
Strangulation	1	0	0.0%
Theft, Receiving Stolen Property	9	2	22.2%
	67	20	29.9%

**2012 Recidivism Report  
(2009 Releases)**

**CASS County  
(Based on County of Commitment)**

<b>RETURN TYPE</b>	<b>Number of Recidivists</b>	<b>PERCENT OF RETURNS</b>
COURT SUPERVISION VIOLATION	5	31.3%
CTP TECH	1	6.3%
NEW CHARGE	3	18.8%
PAROLE VIOLATION - NEW CHARGE	2	12.5%
PAROLE VIOLATION - TECHNICAL	5	31.3%
	16	100%

<b>RELEASE TYPE</b>	<b>2009 Releases</b>	<b>Number of Recidivists</b>	<b>RECIDIVISM RATE</b>
CTP	21	7	33.3%
PAROLE	26	4	15.4%
PROBATION	17	5	29.4%
	64	16	25.0%

<b>GENDER</b>	<b>2009 Releases</b>	<b>Number of Recidivists</b>	<b>RECIDIVISM RATE</b>
FEMALE	7	1	14.3%
MALE	57	15	26.3%
	64	16	25.0%

<b>RACE</b>	<b>2009 Releases</b>	<b>Number of Recidivists</b>	<b>RECIDIVISM RATE</b>
AFRICAN AMERICAN	11	5	45.5%
CAUCASIAN	43	11	25.6%
HISPANIC	10	0	0.0%
	64	16	25.0%

**2012 Recidivism Report  
(2009 Releases)**

**CASS County  
(Based on County of Commitment)**

<b>FELONY LEVEL</b>	<b>2009 Releases</b>	<b>Number of Recidivists</b>	<b>RECIDIVISM RATE</b>
Felony A	2	0	0.0%
Felony B	39	5	12.8%
Felony C	12	6	50.0%
Felony D	11	5	45.5%
	64	16	25.0%

<b>OFFENSE CATEGORY</b>	<b>2009 Releases</b>	<b>Number of Recidivists</b>	<b>RECIDIVISM RATE</b>
CONTROLLED SUBSTANCE	29	4	13.8%
OTHER	3	2	66.7%
PERSON	11	3	27.3%
PROPERTY	14	5	35.7%
SEX OFFENSE	7	2	28.6%
	64	16	25.0%

<b>MOST SERIOUS OFFENSE</b>	<b>2009 Releases</b>	<b>Number of Recidivists</b>	<b>RECIDIVISM RATE</b>
Aggravated Battery	2	0	0.0%
Auto Theft, Receiving Stolen Parts	1	0	0.0%
Battery	5	2	40.0%
Burglary	8	1	12.5%
Child Molesting	3	2	66.7%
Conspiracy	1	0	0.0%
Criminal Confinement	1	0	0.0%
Dealing Cocaine or Narcotic	18	2	11.1%
Dealing Marijuana, Hash Oil, or Hashish	1	0	0.0%
Dealing Methamphetamine	1	0	0.0%
Dealing Sched I, II, or III Controlled Substance	2	0	0.0%
Forgery	2	2	100%
Neglect of a Dependent	1	0	0.0%
Operating Vehicle w/Lifetime Suspension	1	1	100%
Possession of Cocaine or Narcotic	3	1	33.3%
Possession of Controlled Substance	1	0	0.0%
Possession of Precursors	2	1	50.0%
Possession of Prescription/Allergy Drug	1	0	0.0%

**2012 Recidivism Report  
(2009 Releases)**

**CASS County  
(Based on County of Commitment)**

<b>MOST SERIOUS OFFENSE</b>	<b>2009 Releases</b>	<b>Number of Recidivists</b>	<b>RECIDIVISM RATE</b>
Rape	2	0	0.0%
Residential Entry	1	0	0.0%
Resisting Law Enforcement	1	1	100%
Robbery	1	0	0.0%
Sexual Misconduct with a Minor	2	0	0.0%
Strangulation	1	1	100%
Theft, Receiving Stolen Property	2	2	100%
	64	16	25.0%

**2012 Recidivism Report  
(2009 Releases)**

**CLARK County  
(Based on County of Commitment)**

RETURN TYPE	Number of Recidivists	PERCENT OF RETURNS
COURT SUPERVISION VIOLATION	3	18.8%
CTP TECH	1	6.3%
NEW CHARGE	5	31.3%
PAROLE VIOLATION - NEW CHARGE	1	6.3%
PAROLE VIOLATION - TECHNICAL	6	37.5%
	16	100%

RELEASE TYPE	2009 Releases	Number of Recidivists	RECIDIVISM RATE
CTP	7	1	14.3%
DISCHARGE	7	1	14.3%
PAROLE	49	9	18.4%
PROBATION	65	5	7.7%
	128	16	12.5%

GENDER	2009 Releases	Number of Recidivists	RECIDIVISM RATE
FEMALE	10	0	0.0%
MALE	118	16	13.6%
	128	16	12.5%

RACE	2009 Releases	Number of Recidivists	RECIDIVISM RATE
AFRICAN AMERICAN	42	5	11.9%
CAUCASIAN	84	11	13.1%
HISPANIC	2	0	0.0%
	128	16	12.5%



**2012 Recidivism Report  
(2009 Releases)**

**CLARK County  
(Based on County of Commitment)**

<b>FELONY LEVEL</b>	<b>2009 Releases</b>	<b>Number of Recidivists</b>	<b>RECIDIVISM RATE</b>
Felony A	2	1	50.0%
Felony B	46	5	10.9%
Felony C	39	6	15.4%
Felony D	41	4	9.8%
	128	16	12.5%

<b>OFFENSE CATEGORY</b>	<b>2009 Releases</b>	<b>Number of Recidivists</b>	<b>RECIDIVISM RATE</b>
CONTROLLED SUBSTANCE	47	3	6.4%
OTHER	11	1	9.1%
PERSON	30	3	10.0%
PROPERTY	24	4	16.7%
SEX OFFENSE	15	4	26.7%
WEAPON	1	1	100%
	128	16	12.5%

<b>MOST SERIOUS OFFENSE</b>	<b>2009 Releases</b>	<b>Number of Recidivists</b>	<b>RECIDIVISM RATE</b>
Assisting a Criminal	1	0	0.0%
Attempt to Commit a Felony	2	1	50.0%
Battery	8	0	0.0%
Burglary	10	1	10.0%
Carrying Handgun w/o License	1	1	100%
Child Molesting	10	3	30.0%
Criminal Recklessness	2	0	0.0%
Dealing Cocaine or Narcotic	20	1	5.0%
Dealing Methamphetamine	1	0	0.0%
Dealing Sched IV Controlled Substance	1	0	0.0%
Domestic Battery	1	0	0.0%
Driving While Intoxicated	1	0	0.0%
Forgery	2	0	0.0%
Identity Deception	1	0	0.0%
Incest	1	0	0.0%
Intimidation	2	0	0.0%
Non-Support of Dependent Child	2	0	0.0%

**2012 Recidivism Report  
(2009 Releases)**

**CLARK County  
(Based on County of Commitment)**

<b>MOST SERIOUS OFFENSE</b>	<b>2009 Releases</b>	<b>Number of Recidivists</b>	<b>RECIDIVISM RATE</b>
Operating Vehicle Intoxicated-Death	1	0	0.0%
Operating Vehicle w/Lifetime Suspension	2	0	0.0%
Possession of Cocaine or Narcotic	15	2	13.3%
Possession of Controlled Substance	4	0	0.0%
Possession of Marijuana, Hash Oil, or Hashish	3	0	0.0%
Possession of Methamphetamine Substance Tax	2	0	0.0%
Possession of Prescription/Allergy Drug	1	0	0.0%
Prescription Fraud	2	0	0.0%
Resisting Law Enforcement	1	0	0.0%
Robbery	13	3	23.1%
Sexual Misconduct with a Minor	4	1	25.0%
Strangulation	3	0	0.0%
Theft, Receiving Stolen Property	11	3	27.3%
	128	16	12.5%

**2012 Recidivism Report  
(2009 Releases)**

**CLAY County  
(Based on County of Commitment)**

RETURN TYPE	Number of Recidivists	PERCENT OF RETURNS
COURT SUPERVISION VIOLATION	5	33.3%
CTP NEW	1	6.7%
NEW CHARGE	8	53.3%
PAROLE VIOLATION - TECHNICAL	1	6.7%
	15	100%

RELEASE TYPE	2009 Releases	Number of Recidivists	RECIDIVISM RATE
CTP	10	3	30.0%
DISCHARGE	1	0	0.0%
PAROLE	12	4	33.3%
PROBATION	24	8	33.3%
	47	15	31.9%

GENDER	2009 Releases	Number of Recidivists	RECIDIVISM RATE
FEMALE	5	0	0.0%
MALE	42	15	35.7%
	47	15	31.9%

RACE	2009 Releases	Number of Recidivists	RECIDIVISM RATE
AFRICAN AMERICAN	1	0	0.0%
CAUCASIAN	45	14	31.1%
HISPANIC	1	1	100%
	47	15	31.9%

**2012 Recidivism Report  
(2009 Releases)**

**CLAY County  
(Based on County of Commitment)**

<b>FELONY LEVEL</b>	<b>2009 Releases</b>	<b>Number of Recidivists</b>	<b>RECIDIVISM RATE</b>
Felony A	1	0	0.0%
Felony B	10	1	10.0%
Felony C	22	7	31.8%
Felony D	14	7	50.0%
	47	15	31.9%

<b>OFFENSE CATEGORY</b>	<b>2009 Releases</b>	<b>Number of Recidivists</b>	<b>RECIDIVISM RATE</b>
CONTROLLED SUBSTANCE	15	4	26.7%
OTHER	7	3	42.9%
PERSON	7	1	14.3%
PROPERTY	16	6	37.5%
SEX OFFENSE	2	1	50.0%
	47	15	31.9%

<b>MOST SERIOUS OFFENSE</b>	<b>2009 Releases</b>	<b>Number of Recidivists</b>	<b>RECIDIVISM RATE</b>
Arson	1	0	0.0%
Auto Theft, Receiving Stolen Parts	2	1	50.0%
Battery	1	0	0.0%
Burglary	9	4	44.4%
Conspiracy	1	0	0.0%
Criminal Recklessness	1	1	100%
Dealing Cocaine or Narcotic	1	1	100%
Dealing Sched I, II, or III Controlled Substance	3	0	0.0%
Dealing Sched IV Controlled Substance	1	0	0.0%
Domestic Battery	1	0	0.0%
Invasion of Privacy	1	1	100%
Non-Support of Dependent Child	1	1	100%
Operating Vehicle w/Lifetime Suspension	2	0	0.0%
Possession of Cocaine or Narcotic	3	0	0.0%
Possession of Controlled Substance	2	0	0.0%
Possession of Marijuana, Hash Oil, or Hashish	1	1	100%
Possession of Methamphetamine Substance Tax	3	1	33.3%
Possession of Precursors	1	1	100%

**2012 Recidivism Report  
(2009 Releases)****CLAY County  
(Based on County of Commitment)**

<b>MOST SERIOUS OFFENSE</b>	<b>2009 Releases</b>	<b>Number of Recidivists</b>	<b>RECIDIVISM RATE</b>
Rape	1	0	0.0%
Resisting Law Enforcement	2	1	50.0%
Robbery	3	0	0.0%
Sexual Misconduct with a Minor	1	1	100%
Strangulation	1	0	0.0%
Theft, Receiving Stolen Property	3	1	33.3%
Welfare Fraud	1	0	0.0%
	47	15	31.9%

**2012 Recidivism Report  
(2009 Releases)**

**CLINTON County  
(Based on County of Commitment)**

RETURN TYPE	Number of Recidivists	PERCENT OF RETURNS
COURT SUPERVISION VIOLATION	7	33.3%
NEW CHARGE	10	47.6%
PAROLE VIOLATION - NEW CHARGE	2	9.5%
PAROLE VIOLATION - TECHNICAL	2	9.5%
	21	100%

RELEASE TYPE	2009 Releases	Number of Recidivists	RECIDIVISM RATE
CTP	3	0	0.0%
DISCHARGE	5	0	0.0%
PAROLE	26	11	42.3%
PROBATION	25	10	40.0%
	59	21	35.6%

GENDER	2009 Releases	Number of Recidivists	RECIDIVISM RATE
FEMALE	10	2	20.0%
MALE	49	19	38.8%
	59	21	35.6%

RACE	2009 Releases	Number of Recidivists	RECIDIVISM RATE
AFRICAN AMERICAN	1	0	0.0%
CAUCASIAN	46	18	39.1%
HISPANIC	11	3	27.3%
OTHER	1	0	0.0%
	59	21	35.6%

**2012 Recidivism Report  
(2009 Releases)**

**CLINTON County  
(Based on County of Commitment)**

<b>FELONY LEVEL</b>	<b>2009 Releases</b>	<b>Number of Recidivists</b>	<b>RECIDIVISM RATE</b>
Felony A	1	1	100%
Felony B	12	4	33.3%
Felony C	26	10	38.5%
Felony D	20	6	30.0%
	59	21	35.6%

<b>OFFENSE CATEGORY</b>	<b>2009 Releases</b>	<b>Number of Recidivists</b>	<b>RECIDIVISM RATE</b>
CONTROLLED SUBSTANCE	13	1	7.7%
OTHER	11	3	27.3%
PERSON	12	4	33.3%
PROPERTY	15	8	53.3%
SEX OFFENSE	8	5	62.5%
	59	21	35.6%

<b>MOST SERIOUS OFFENSE</b>	<b>2009 Releases</b>	<b>Number of Recidivists</b>	<b>RECIDIVISM RATE</b>
Assisting a Criminal	1	0	0.0%
Attempt to Commit a Felony	1	1	100%
Battery	3	2	66.7%
Battery by Bodily Waste	1	1	100%
Burglary	9	4	44.4%
Child Molesting	5	3	60.0%
Conspiracy	1	0	0.0%
Corrupt Business Influence	1	1	100%
Criminal Recklessness	1	0	0.0%
Dealing Cocaine or Narcotic	3	0	0.0%
Dealing Sched I, II, or III Controlled Substance	1	0	0.0%
Driving While Intoxicated	1	0	0.0%
Escape/Failure to Return	1	1	100%
Forgery	1	0	0.0%
Gang Intimidation	1	1	100%
Identity Deception	1	1	100%
Involuntary Manslaughter	1	0	0.0%
Neglect of a Dependent	3	0	0.0%

**2012 Recidivism Report  
(2009 Releases)**

**CLINTON County  
(Based on County of Commitment)**

<b>MOST SERIOUS OFFENSE</b>	<b>2009 Releases</b>	<b>Number of Recidivists</b>	<b>RECIDIVISM RATE</b>
Operating Vehicle Intoxicated-Endanger	1	0	0.0%
Operating Vehicle Intoxicated-Prior Conviction	2	0	0.0%
Operating Vehicle While Privileges Suspended	1	0	0.0%
Operating Vehicle w/Lifetime Suspension	3	1	33.3%
Possession of Cocaine or Narcotic	3	0	0.0%
Possession of Controlled Substance	4	1	25.0%
Possession of Marijuana, Hash Oil, or Hashish	2	0	0.0%
Residential Entry	1	1	100%
Robbery	1	0	0.0%
Sexual Battery	1	1	100%
Sexual Misconduct with a Minor	2	1	50.0%
Theft, Receiving Stolen Property	2	1	50.0%
	59	21	35.6%



**2012 Recidivism Report  
(2009 Releases)**

**CRAWFORD County  
(Based on County of Commitment)**

RETURN TYPE	Number of Recidivists	PERCENT OF RETURNS
COURT SUPERVISION VIOLATION	6	60.0%
NEW CHARGE	2	20.0%
PAROLE VIOLATION - TECHNICAL	2	20.0%
	10	100%

RELEASE TYPE	2009 Releases	Number of Recidivists	RECIDIVISM RATE
CTP	2	0	0.0%
DISCHARGE	8	2	25.0%
PAROLE	10	3	30.0%
PROBATION	17	5	29.4%
	37	10	27.0%

GENDER	2009 Releases	Number of Recidivists	RECIDIVISM RATE
FEMALE	3	0	0.0%
MALE	34	10	29.4%
	37	10	27.0%

RACE	2009 Releases	Number of Recidivists	RECIDIVISM RATE
CAUCASIAN	37	10	27.0%
	37	10	27.0%

**2012 Recidivism Report  
(2009 Releases)**

**CRAWFORD County  
(Based on County of Commitment)**

<b>FELONY LEVEL</b>	<b>2009 Releases</b>	<b>Number of Recidivists</b>	<b>RECIDIVISM RATE</b>
Felony B	4	0	0.0%
Felony C	6	4	66.7%
Felony D	27	6	22.2%
	37	10	27.0%

<b>OFFENSE CATEGORY</b>	<b>2009 Releases</b>	<b>Number of Recidivists</b>	<b>RECIDIVISM RATE</b>
CONTROLLED SUBSTANCE	10	3	30.0%
OTHER	13	5	38.5%
PERSON	8	2	25.0%
PROPERTY	4	0	0.0%
WEAPON	2	0	0.0%
	37	10	27.0%

<b>MOST SERIOUS OFFENSE</b>	<b>2009 Releases</b>	<b>Number of Recidivists</b>	<b>RECIDIVISM RATE</b>
Aggravated Battery	1	0	0.0%
Aiding, Inducing or Causing an Offense	1	0	0.0%
Auto Theft, Receiving Stolen Parts	1	0	0.0%
Burglary	1	0	0.0%
Conspiracy	1	0	0.0%
Criminal Recklessness	3	1	33.3%
Domestic Battery	1	1	100%
Driving While Intoxicated	2	1	50.0%
Escape/Failure to Return	1	1	100%
Failure to Return to Lawful Detention	1	0	0.0%
Failure to Stop Accident/Death	1	0	0.0%
Felon in Possession of a Firearm	2	0	0.0%
Intimidation	1	0	0.0%
Non-Support of Dependent Child	1	1	100%
Operating Vehicle Intoxicated-Prior Conviction	4	1	25.0%
Operating Vehicle While Privileges Suspended	1	0	0.0%
Possession of Cocaine or Narcotic	1	1	100%
Possession of Controlled Substance	2	1	50.0%
Possession of Marijuana, Hash Oil, or Hashish	3	1	33.3%

**2012 Recidivism Report  
(2009 Releases)****CRAWFORD County  
(Based on County of Commitment)**

<b>MOST SERIOUS OFFENSE</b>	<b>2009 Releases</b>	<b>Number of Recidivists</b>	<b>RECIDIVISM RATE</b>
Possession of Methamphetamine Substance Tax	3	0	0.0%
Possession of Precursors	1	0	0.0%
Resisting Law Enforcement	1	1	100%
Strangulation	1	0	0.0%
Theft, Receiving Stolen Property	2	0	0.0%
	37	10	27.0%

**2012 Recidivism Report  
(2009 Releases)**

**DAVIESS County  
(Based on County of Commitment)**

RETURN TYPE	Number of Recidivists	PERCENT OF RETURNS
COURT SUPERVISION VIOLATION	2	40.0%
NEW CHARGE	2	40.0%
PAROLE VIOLATION - TECHNICAL	1	20.0%
	5	100%

RELEASE TYPE	2009 Releases	Number of Recidivists	RECIDIVISM RATE
CTP	2	0	0.0%
DISCHARGE	2	0	0.0%
PAROLE	18	3	16.7%
PROBATION	19	2	10.5%
	41	5	12.2%

GENDER	2009 Releases	Number of Recidivists	RECIDIVISM RATE
FEMALE	9	0	0.0%
MALE	32	5	15.6%
	41	5	12.2%

RACE	2009 Releases	Number of Recidivists	RECIDIVISM RATE
CAUCASIAN	39	5	12.8%
HISPANIC	2	0	0.0%
	41	5	12.2%

**2012 Recidivism Report  
(2009 Releases)**

**DAVISS County  
(Based on County of Commitment)**

<b>FELONY LEVEL</b>	<b>2009 Releases</b>	<b>Number of Recidivists</b>	<b>RECIDIVISM RATE</b>
Felony A	3	1	33.3%
Felony B	23	2	8.7%
Felony C	10	2	20.0%
Felony D	4	0	0.0%
Murder	1	0	0.0%
	41	5	12.2%

<b>OFFENSE CATEGORY</b>	<b>2009 Releases</b>	<b>Number of Recidivists</b>	<b>RECIDIVISM RATE</b>
CONTROLLED SUBSTANCE	12	0	0.0%
OTHER	10	1	10.0%
PERSON	6	0	0.0%
PROPERTY	7	2	28.6%
SEX OFFENSE	4	2	50.0%
WEAPON	2	0	0.0%
	41	5	12.2%

<b>MOST SERIOUS OFFENSE</b>	<b>2009 Releases</b>	<b>Number of Recidivists</b>	<b>RECIDIVISM RATE</b>
Battery	2	0	0.0%
Burglary	6	2	33.3%
Child Molesting	2	1	50.0%
Conspiracy	6	1	16.7%
Dealing Cocaine or Narcotic	4	0	0.0%
Dealing Methamphetamine	2	0	0.0%
Dealing Sched I, II, or III Controlled Substance	5	0	0.0%
Driving While Intoxicated	1	0	0.0%
Escape/Failure to Return	1	0	0.0%
Failure to Appear	1	0	0.0%
Firearm w/in One Mile of School	1	0	0.0%
Forgery	1	0	0.0%
Murder	1	0	0.0%
Operating Vehicle Intoxicated-Death	1	0	0.0%
Operating Vehicle Intoxicated-Prior Conviction	1	0	0.0%
Possession of Cocaine or Narcotic	1	0	0.0%

**2012 Recidivism Report  
(2009 Releases)****DAVIESS County  
(Based on County of Commitment)**

<b>MOST SERIOUS OFFENSE</b>	<b>2009 Releases</b>	<b>Number of Recidivists</b>	<b>RECIDIVISM RATE</b>
Prisoner Poss. Dangerous Device/Material	1	0	0.0%
Robbery	1	0	0.0%
Sexual Battery	1	0	0.0%
Sexual Misconduct with a Minor	1	1	100%
Voluntary Manslaughter	1	0	0.0%
	41	5	12.2%

**2012 Recidivism Report  
(2009 Releases)**

**DEARBORN County  
(Based on County of Commitment)**

RETURN TYPE	Number of Recidivists	PERCENT OF RETURNS
COURT SUPERVISION VIOLATION	63	72.4%
NEW CHARGE	16	18.4%
PAROLE VIOLATION - NEW CHARGE	1	1.1%
PAROLE VIOLATION - TECHNICAL	7	8.0%
	87	100%

RELEASE TYPE	2009 Releases	Number of Recidivists	RECIDIVISM RATE
CTP	1	1	100%
DISCHARGE	9	4	44.4%
PAROLE	42	16	38.1%
PROBATION	189	66	34.9%
	241	87	36.1%

GENDER	2009 Releases	Number of Recidivists	RECIDIVISM RATE
FEMALE	47	11	23.4%
MALE	194	76	39.2%
	241	87	36.1%

RACE	2009 Releases	Number of Recidivists	RECIDIVISM RATE
AFRICAN AMERICAN	9	5	55.6%
CAUCASIAN	228	80	35.1%
HISPANIC	2	2	100%
OTHER	2	0	0.0%
	241	87	36.1%

**2012 Recidivism Report  
(2009 Releases)**

**DEARBORN County  
(Based on County of Commitment)**

<b>FELONY LEVEL</b>	<b>2009 Releases</b>	<b>Number of Recidivists</b>	<b>RECIDIVISM RATE</b>
Felony A	1	1	100%
Felony B	37	21	56.8%
Felony C	81	31	38.3%
Felony D	122	34	27.9%
	241	87	36.1%

<b>OFFENSE CATEGORY</b>	<b>2009 Releases</b>	<b>Number of Recidivists</b>	<b>RECIDIVISM RATE</b>
CONTROLLED SUBSTANCE	41	18	43.9%
OTHER	59	15	25.4%
PERSON	30	11	36.7%
PROPERTY	98	36	36.7%
SEX OFFENSE	13	7	53.8%
	241	87	36.1%

<b>MOST SERIOUS OFFENSE</b>	<b>2009 Releases</b>	<b>Number of Recidivists</b>	<b>RECIDIVISM RATE</b>
Arson	1	0	0.0%
Attempt to Commit a Felony	1	1	100%
Auto Theft, Receiving Stolen Parts	4	1	25.0%
Battery	9	5	55.6%
Battery by Bodily Waste	1	0	0.0%
Burglary	25	14	56.0%
Check Fraud	3	0	0.0%
Child Molesting	7	3	42.9%
Conspiracy	6	3	50.0%
Controlled Substance Registration	1	0	0.0%
Corrupt Business Influence	3	0	0.0%
Dealing Cocaine or Narcotic	1	0	0.0%
Dealing Marijuana, Hash Oil, or Hashish	1	0	0.0%
Dealing Sched I, II, or III Controlled Substance	9	4	44.4%
Dealing Sched IV Controlled Substance	2	1	50.0%
Domestic Battery	4	0	0.0%
Driving While Intoxicated	3	0	0.0%
Escape/Failure to Return	1	0	0.0%



**2012 Recidivism Report  
(2009 Releases)**

**DEARBORN County  
(Based on County of Commitment)**

<b>MOST SERIOUS OFFENSE</b>	<b>2009 Releases</b>	<b>Number of Recidivists</b>	<b>RECIDIVISM RATE</b>
Failure to Return to Lawful Detention	1	0	0.0%
Forgery	20	9	45.0%
Fraud on Financial Institution	6	1	16.7%
Identity Deception	1	0	0.0%
Intimidation	6	3	50.0%
Maintaining a Common Nuisance	1	1	100%
Neglect of a Dependent	3	0	0.0%
Non-Support of Dependent Child	13	5	38.5%
Operating Vehicle Intoxicated-Death	1	0	0.0%
Operating Vehicle Intoxicated-Endanger	1	1	100%
Operating Vehicle Intoxicated-Prior Conviction	27	4	14.8%
Operating Vehicle While Privileges Suspended	2	1	50.0%
Operating Vehicle w/Lifetime Suspension	3	1	33.3%
Possession of Cocaine or Narcotic	7	4	57.1%
Possession of Controlled Substance	12	4	33.3%
Possession of Marijuana, Hash Oil, or Hashish	6	4	66.7%
Possession of Prescription/Allergy Drug	1	0	0.0%
Prescription Fraud	1	0	0.0%
Rape	1	1	100%
Reckless Homicide	1	0	0.0%
Resisting Law Enforcement	1	0	0.0%
Robbery	3	2	66.7%
Sexual Misconduct with a Minor	5	3	60.0%
Theft, Receiving Stolen Property	35	11	31.4%
Voyeurism	1	0	0.0%
	<b>241</b>	<b>87</b>	<b>36.1%</b>

**2012 Recidivism Report  
(2009 Releases)**

**DECATUR County  
(Based on County of Commitment)**

RETURN TYPE	Number of Recidivists	PERCENT OF RETURNS
COURT SUPERVISION VIOLATION	9	22.0%
NEW CHARGE	19	46.3%
PAROLE VIOLATION - NEW CHARGE	6	14.6%
PAROLE VIOLATION - TECHNICAL	7	17.1%
	41	100%

RELEASE TYPE	2009 Releases	Number of Recidivists	RECIDIVISM RATE
DISCHARGE	7	1	14.3%
PAROLE	39	23	59.0%
PROBATION	49	17	34.7%
	95	41	43.2%

GENDER	2009 Releases	Number of Recidivists	RECIDIVISM RATE
FEMALE	17	4	23.5%
MALE	78	37	47.4%
	95	41	43.2%

RACE	2009 Releases	Number of Recidivists	RECIDIVISM RATE
AFRICAN AMERICAN	5	3	60.0%
CAUCASIAN	86	37	43.0%
HISPANIC	1	0	0.0%
OTHER	3	1	33.3%
	95	41	43.2%

**2012 Recidivism Report  
(2009 Releases)**

**DECATUR County  
(Based on County of Commitment)**

<b>FELONY LEVEL</b>	<b>2009 Releases</b>	<b>Number of Recidivists</b>	<b>RECIDIVISM RATE</b>
Felony B	7	2	28.6%
Felony C	20	10	50.0%
Felony D	68	29	42.6%
	95	41	43.2%

<b>OFFENSE CATEGORY</b>	<b>2009 Releases</b>	<b>Number of Recidivists</b>	<b>RECIDIVISM RATE</b>
CONTROLLED SUBSTANCE	22	10	45.5%
OTHER	21	10	47.6%
PERSON	10	3	30.0%
PROPERTY	39	18	46.2%
SEX OFFENSE	3	0	0.0%
	95	41	43.2%

<b>MOST SERIOUS OFFENSE</b>	<b>2009 Releases</b>	<b>Number of Recidivists</b>	<b>RECIDIVISM RATE</b>
Attempt to Commit a Felony	2	2	100%
Auto Theft, Receiving Stolen Parts	1	0	0.0%
Battery	1	1	100%
Burglary	8	4	50.0%
Check Fraud	1	0	0.0%
Child Molesting	1	0	0.0%
Criminal Recklessness	2	0	0.0%
Dealing Cocaine or Narcotic	1	0	0.0%
Dealing Marijuana, Hash Oil, or Hashish	2	1	50.0%
Dealing Methamphetamine	1	0	0.0%
Dealing Sched I, II, or III Controlled Substance	1	1	100%
Domestic Battery	1	0	0.0%
Driving While Intoxicated	2	0	0.0%
Driving While Intoxicated-Death	1	1	100%
Driving While Suspended/Oper Veh HTV	1	0	0.0%
Forgery	4	2	50.0%
Fraud on Financial Institution	1	1	100%
Intimidation	1	0	0.0%
Neglect of a Dependent	2	0	0.0%

**2012 Recidivism Report  
(2009 Releases)**

**DECATUR County  
(Based on County of Commitment)**

<b>MOST SERIOUS OFFENSE</b>	<b>2009 Releases</b>	<b>Number of Recidivists</b>	<b>RECIDIVISM RATE</b>
Operating Vehicle Intoxicated-Prior Conviction	7	2	28.6%
Operating Vehicle While Privileges Suspended	4	2	50.0%
Possession of Cocaine or Narcotic	3	1	33.3%
Possession of Controlled Substance	3	1	33.3%
Possession of Marijuana, Hash Oil, or Hashish	7	4	57.1%
Possession of Methamphetamine Substance Tax	2	0	0.0%
Possession of Precursors	2	2	100%
Prescription Fraud	1	1	100%
Resisting Law Enforcement	3	2	66.7%
Robbery	2	1	50.0%
Sexual Misconduct with a Minor	2	0	0.0%
Theft, Receiving Stolen Property	24	11	45.8%
Trafficking with an Inmate	1	1	100%
	95	41	43.2%

**2012 Recidivism Report  
(2009 Releases)**

**DEKALB County  
(Based on County of Commitment)**

RETURN TYPE	Number of Recidivists	PERCENT OF RETURNS
COURT SUPERVISION VIOLATION	2	9.1%
NEW CHARGE	11	50.0%
PAROLE VIOLATION - NEW CHARGE	4	18.2%
PAROLE VIOLATION - TECHNICAL	5	22.7%
	22	100%

RELEASE TYPE	2009 Releases	Number of Recidivists	RECIDIVISM RATE
CTP	2	0	0.0%
DISCHARGE	1	1	100%
PAROLE	52	17	32.7%
PROBATION	21	4	19.0%
	76	22	28.9%

GENDER	2009 Releases	Number of Recidivists	RECIDIVISM RATE
FEMALE	9	1	11.1%
MALE	67	21	31.3%
	76	22	28.9%

RACE	2009 Releases	Number of Recidivists	RECIDIVISM RATE
AFRICAN AMERICAN	2	1	50.0%
CAUCASIAN	69	21	30.4%
HISPANIC	3	0	0.0%
OTHER	2	0	0.0%
	76	22	28.9%

**2012 Recidivism Report  
(2009 Releases)**

**DEKALB County  
(Based on County of Commitment)**

<b>FELONY LEVEL</b>	<b>2009 Releases</b>	<b>Number of Recidivists</b>	<b>RECIDIVISM RATE</b>
Felony A	1	0	0.0%
Felony B	14	6	42.9%
Felony C	20	5	25.0%
Felony D	40	11	27.5%
Murder	1	0	0.0%
	76	22	28.9%

<b>OFFENSE CATEGORY</b>	<b>2009 Releases</b>	<b>Number of Recidivists</b>	<b>RECIDIVISM RATE</b>
CONTROLLED SUBSTANCE	14	2	14.3%
OTHER	30	6	20.0%
PERSON	6	2	33.3%
PROPERTY	15	5	33.3%
SEX OFFENSE	9	6	66.7%
WEAPON	2	1	50.0%
	76	22	28.9%

<b>MOST SERIOUS OFFENSE</b>	<b>2009 Releases</b>	<b>Number of Recidivists</b>	<b>RECIDIVISM RATE</b>
Aiding, Inducing or Causing an Offense	2	0	0.0%
Auto Theft, Receiving Stolen Parts	3	2	66.7%
Battery	2	1	50.0%
Burglary	3	1	33.3%
Child Exploitation	1	0	0.0%
Child Molesting	4	4	100%
Conspiracy	1	0	0.0%
Corrupt Business Influence	1	0	0.0%
Criminal Recklessness	1	0	0.0%
Dealing - Sawed-Off Shotgun	1	1	100%
Dealing Cocaine or Narcotic	4	2	50.0%
Dealing Sched I, II, or III Controlled Substance	1	0	0.0%
Dealing Sched IV Controlled Substance	3	0	0.0%
Domestic Battery	1	1	100%
Failure to Register as a Sex Offender	1	1	100%
Felon in Possession of a Firearm	1	0	0.0%

**2012 Recidivism Report  
(2009 Releases)**

**DEKALB County  
(Based on County of Commitment)**

<b>MOST SERIOUS OFFENSE</b>	<b>2009 Releases</b>	<b>Number of Recidivists</b>	<b>RECIDIVISM RATE</b>
Forgery	5	1	20.0%
Fraud	1	1	100%
Murder	1	0	0.0%
Non-Support of Dependent Child	4	1	25.0%
Operating Vehicle Intoxicated-Prior Conviction	13	1	7.7%
Operating Vehicle Intoxicated-Serious Bodily Injury	1	0	0.0%
Operating Vehicle While Privileges Suspended	3	2	66.7%
Operating Vehicle w/Lifetime Suspension	5	0	0.0%
Possession of Cocaine or Narcotic	2	0	0.0%
Possession of Marijuana, Hash Oil, or Hashish	3	0	0.0%
Possession of Methamphetamine Substance Tax	1	0	0.0%
Rape	1	1	100%
Resisting Law Enforcement	1	1	100%
Sexual Misconduct with a Minor	3	1	33.3%
Theft, Receiving Stolen Property	2	0	0.0%
	76	22	28.9%

**2012 Recidivism Report  
(2009 Releases)**

**DELAWARE County  
(Based on County of Commitment)**

RETURN TYPE	Number of Recidivists	PERCENT OF RETURNS
COURT SUPERVISION VIOLATION	6	8.3%
CTP TECH	1	1.4%
NEW CHARGE	31	43.1%
PAROLE VIOLATION - NEW CHARGE	15	20.8%
PAROLE VIOLATION - TECHNICAL	19	26.4%
	72	100%

RELEASE TYPE	2009 Releases	Number of Recidivists	RECIDIVISM RATE
CTP	75	18	24.0%
DISCHARGE	7	3	42.9%
PAROLE	128	38	29.7%
PROBATION	77	13	16.9%
	287	72	25.1%

GENDER	2009 Releases	Number of Recidivists	RECIDIVISM RATE
FEMALE	42	6	14.3%
MALE	245	66	26.9%
	287	72	25.1%

RACE	2009 Releases	Number of Recidivists	RECIDIVISM RATE
AFRICAN AMERICAN	95	36	37.9%
CAUCASIAN	186	36	19.4%
HISPANIC	5	0	0.0%
OTHER	1	0	0.0%
	287	72	25.1%



**2012 Recidivism Report  
(2009 Releases)**

**DELAWARE County  
(Based on County of Commitment)**

<b>FELONY LEVEL</b>	<b>2009 Releases</b>	<b>Number of Recidivists</b>	<b>RECIDIVISM RATE</b>
Felony A	4	1	25.0%
Felony B	66	17	25.8%
Felony C	119	32	26.9%
Felony D	95	22	23.2%
Murder	3	0	0.0%
	287	72	25.1%

<b>OFFENSE CATEGORY</b>	<b>2009 Releases</b>	<b>Number of Recidivists</b>	<b>RECIDIVISM RATE</b>
CONTROLLED SUBSTANCE	50	13	26.0%
OTHER	52	9	17.3%
PERSON	70	18	25.7%
PROPERTY	89	23	25.8%
SEX OFFENSE	16	7	43.8%
WEAPON	10	2	20.0%
	287	72	25.1%

<b>MOST SERIOUS OFFENSE</b>	<b>2009 Releases</b>	<b>Number of Recidivists</b>	<b>RECIDIVISM RATE</b>
Aiding, Inducing or Causing an Offense	1	0	0.0%
Arson	6	0	0.0%
Attempt to Commit a Felony	10	3	30.0%
Auto Theft, Receiving Stolen Parts	1	0	0.0%
Battery	18	8	44.4%
Burglary	27	5	18.5%
Carrying Handgun w/o License	3	0	0.0%
Child Molesting	8	4	50.0%
Child Seduction	1	0	0.0%
Conspiracy	3	0	0.0%
Criminal Recklessness	4	1	25.0%
Dealing Cocaine or Narcotic	24	9	37.5%
Dealing Sched I, II, or III Controlled Substance	2	0	0.0%
Dealing/Possession of a Look-a-Like Substance	1	0	0.0%
Domestic Battery	5	0	0.0%
Driving While Intoxicated	8	0	0.0%

**2012 Recidivism Report  
(2009 Releases)**

**DELAWARE County  
(Based on County of Commitment)**

<b>MOST SERIOUS OFFENSE</b>	<b>2009 Releases</b>	<b>Number of Recidivists</b>	<b>RECIDIVISM RATE</b>
Failure to Register as a Sex Offender	2	1	50.0%
Failure to Return to Lawful Detention	1	0	0.0%
Felon in Possession of a Firearm	4	0	0.0%
Forgery	21	3	14.3%
Fraud	1	0	0.0%
Fraud on Financial Institution	1	0	0.0%
Intimidation	5	0	0.0%
Invasion of Privacy	1	0	0.0%
Murder	3	0	0.0%
Neglect of a Dependent	3	0	0.0%
Non-Support of Dependent Child	2	1	50.0%
Obliterating Handgun I.D.	1	1	100%
Obstruction of Justice	1	0	0.0%
Operating Vehicle Intoxicated-Endanger	2	0	0.0%
Operating Vehicle Intoxicated-Prior Conviction	3	1	33.3%
Operating Vehicle Intoxicated-Serious Bodily Injury	1	0	0.0%
Operating Vehicle While Privileges Suspended	4	0	0.0%
Operating Vehicle w/Lifetime Suspension	13	2	15.4%
Pointing a Firearm	1	0	0.0%
Possession - Handgun w/o License	1	1	100%
Possession of Cocaine or Narcotic	11	1	9.1%
Possession of Controlled Substance	7	3	42.9%
Possession of Marijuana, Hash Oil, or Hashish	4	0	0.0%
Possession of Prescription/Allergy Drug	1	0	0.0%
Reckless Homicide	2	1	50.0%
Residential Entry	5	1	20.0%
Resisting Law Enforcement	3	1	33.3%
Robbery	26	8	30.8%
Sexual Misconduct with a Minor	6	3	50.0%
Strangulation	1	0	0.0%
Theft, Receiving Stolen Property	27	14	51.9%
Vicarious Sexual Gratification	1	0	0.0%
	287	72	25.1%

**2012 Recidivism Report  
(2009 Releases)**

**DUBOIS County  
(Based on County of Commitment)**

RETURN TYPE	Number of Recidivists	PERCENT OF RETURNS
COURT SUPERVISION VIOLATION	1	20.0%
NEW CHARGE	3	60.0%
PAROLE VIOLATION - TECHNICAL	1	20.0%
	5	100%

RELEASE TYPE	2009 Releases	Number of Recidivists	RECIDIVISM RATE
CTP	12	1	8.3%
PAROLE	11	2	18.2%
PROBATION	15	2	13.3%
	38	5	13.2%

GENDER	2009 Releases	Number of Recidivists	RECIDIVISM RATE
FEMALE	2	0	0.0%
MALE	36	5	13.9%
	38	5	13.2%

RACE	2009 Releases	Number of Recidivists	RECIDIVISM RATE
AFRICAN AMERICAN	1	0	0.0%
CAUCASIAN	31	5	16.1%
HISPANIC	6	0	0.0%
	38	5	13.2%

**2012 Recidivism Report  
(2009 Releases)**

**DUBOIS County  
(Based on County of Commitment)**

<b>FELONY LEVEL</b>	<b>2009 Releases</b>	<b>Number of Recidivists</b>	<b>RECIDIVISM RATE</b>
Felony B	12	2	16.7%
Felony C	21	2	9.5%
Felony D	5	1	20.0%
	38	5	13.2%

<b>OFFENSE CATEGORY</b>	<b>2009 Releases</b>	<b>Number of Recidivists</b>	<b>RECIDIVISM RATE</b>
CONTROLLED SUBSTANCE	3	0	0.0%
OTHER	4	1	25.0%
PERSON	6	0	0.0%
PROPERTY	20	4	20.0%
SEX OFFENSE	5	0	0.0%
	38	5	13.2%

<b>MOST SERIOUS OFFENSE</b>	<b>2009 Releases</b>	<b>Number of Recidivists</b>	<b>RECIDIVISM RATE</b>
Assisting a Criminal	1	0	0.0%
Attempt to Commit a Felony	2	0	0.0%
Battery	3	0	0.0%
Burglary	13	3	23.1%
Child Exploitation	1	0	0.0%
Child Molesting	2	0	0.0%
Conspiracy	1	1	100%
Criminal Confinement	1	0	0.0%
Dealing Cocaine or Narcotic	1	0	0.0%
Dealing Sched I, II, or III Controlled Substance	1	0	0.0%
Forgery	4	0	0.0%
Operating Vehicle Intoxicated-Death	1	0	0.0%
Possession of Methamphetamine Substance Tax	1	0	0.0%
Reckless Homicide	1	0	0.0%
Residential Entry	1	0	0.0%
Sexual Battery	1	0	0.0%
Sexual Misconduct with a Minor	1	0	0.0%
Theft, Receiving Stolen Property	2	1	50.0%
	38	5	13.2%

**2012 Recidivism Report  
(2009 Releases)**

**ELKHART County  
(Based on County of Commitment)**

RETURN TYPE	Number of Recidivists	PERCENT OF RETURNS
COURT SUPERVISION VIOLATION	44	25.3%
CTP TECH	1	0.6%
NEW CHARGE	45	25.9%
PAROLE VIOLATION - NEW CHARGE	24	13.8%
PAROLE VIOLATION - TECHNICAL	60	34.5%
	174	100%

RELEASE TYPE	2009 Releases	Number of Recidivists	RECIDIVISM RATE
CTP	116	26	22.4%
DISCHARGE	20	1	5.0%
PAROLE	313	90	28.8%
PROBATION	245	57	23.3%
	694	174	25.1%

GENDER	2009 Releases	Number of Recidivists	RECIDIVISM RATE
FEMALE	110	20	18.2%
MALE	584	154	26.4%
	694	174	25.1%

RACE	2009 Releases	Number of Recidivists	RECIDIVISM RATE
AFRICAN AMERICAN	223	66	29.6%
CAUCASIAN	376	99	26.3%
HISPANIC	83	9	10.8%
OTHER	12	0	0.0%
	694	174	25.1%

**2012 Recidivism Report  
(2009 Releases)**

**ELKHART County  
(Based on County of Commitment)**

<b>FELONY LEVEL</b>	<b>2009 Releases</b>	<b>Number of Recidivists</b>	<b>RECIDIVISM RATE</b>
Felony A	19	1	5.3%
Felony B	202	51	25.2%
Felony C	208	62	29.8%
Felony D	265	60	22.6%
	694	174	25.1%

<b>OFFENSE CATEGORY</b>	<b>2009 Releases</b>	<b>Number of Recidivists</b>	<b>RECIDIVISM RATE</b>
CONTROLLED SUBSTANCE	196	37	18.9%
OTHER	140	30	21.4%
PERSON	132	33	25.0%
PROPERTY	169	50	29.6%
SEX OFFENSE	43	20	46.5%
WEAPON	14	4	28.6%
	694	174	25.1%

<b>MOST SERIOUS OFFENSE</b>	<b>2009 Releases</b>	<b>Number of Recidivists</b>	<b>RECIDIVISM RATE</b>
Aggravated Battery	3	1	33.3%
Arson	1	0	0.0%
Assisting a Criminal	2	0	0.0%
Attempt to Commit a Felony	9	1	11.1%
Auto Theft, Receiving Stolen Parts	3	1	33.3%
Battery	24	8	33.3%
Battery by Bodily Waste	2	0	0.0%
Burglary	53	21	39.6%
Carrying Handgun w/o License	3	0	0.0%
Child Molesting	28	13	46.4%
Child Solicitation	1	0	0.0%
Conspiracy	5	4	80.0%
Criminal Confinement	3	0	0.0%
Criminal Gang Activity	3	0	0.0%
Criminal Mischief	1	0	0.0%
Criminal Recklessness	14	3	21.4%
Criminal Trespass	1	1	100%

**2012 Recidivism Report  
(2009 Releases)**

**ELKHART County  
(Based on County of Commitment)**

<b>MOST SERIOUS OFFENSE</b>	<b>2009 Releases</b>	<b>Number of Recidivists</b>	<b>RECIDIVISM RATE</b>
Dealing - Sawed-Off Shotgun	1	0	0.0%
Dealing Cocaine or Narcotic	97	14	14.4%
Dealing Marijuana, Hash Oil, or Hashish	2	0	0.0%
Dealing Methamphetamine	1	0	0.0%
Dealing Sched I, II, or III Controlled Substance	7	1	14.3%
Dealing Sched IV Controlled Substance	1	1	100%
Dealing Sched V Controlled Substance	1	1	100%
Domestic Battery	19	2	10.5%
Driving While Intoxicated	2	0	0.0%
Escape/Failure to Return	6	3	50.0%
Failure to Register as a Sex Offender	2	1	50.0%
Failure to Return to Lawful Detention	30	4	13.3%
Felon in Possession of a Firearm	4	2	50.0%
Forgery	33	7	21.2%
Fraud on Financial Institution	1	1	100%
Handgun Violation	2	1	50.0%
Identity Deception	2	0	0.0%
Intimidation	3	1	33.3%
Maintaining a Common Nuisance	2	0	0.0%
Neglect of a Dependent	8	1	12.5%
Non-Support of Dependent Child	25	5	20.0%
Obliterating Handgun I.D.	3	0	0.0%
Operating Machine Gun/Bomb	1	1	100%
Operating Vehicle Intoxicated-Death	1	0	0.0%
Operating Vehicle Intoxicated-Prior Conviction	26	4	15.4%
Operating Vehicle Intoxicated-Serious Bodily Injury	2	0	0.0%
Operating Vehicle While Privileges Suspended	8	3	37.5%
Operating Vehicle w/Lifetime Suspension	18	4	22.2%
Possession of Cocaine or Narcotic	58	12	20.7%
Possession of Cocaine or Narcotic Drug	3	0	0.0%
Possession of Controlled Substance	4	1	25.0%
Possession of Controlled Substance Tax	1	1	100%
Possession of Marijuana, Hash Oil, or Hashish	11	3	27.3%
Possession of Methamphetamine	1	0	0.0%

**2012 Recidivism Report  
(2009 Releases)**

**ELKHART County  
(Based on County of Commitment)**

<b>MOST SERIOUS OFFENSE</b>	<b>2009 Releases</b>	<b>Number of Recidivists</b>	<b>RECIDIVISM RATE</b>
Possession of Methamphetamine Substance Tax	2	0	0.0%
Possession of Paraphernalia	5	3	60.0%
Prostitution	2	1	50.0%
Rape	4	2	50.0%
Reckless Homicide	1	1	100%
Residential Entry	5	1	20.0%
Resisting Law Enforcement	7	1	14.3%
Robbery	40	14	35.0%
Sex Offender Residency Restrictions	1	0	0.0%
Sexual Battery	1	0	0.0%
Sexual Misconduct with a Minor	8	5	62.5%
Stalking	2	0	0.0%
Strangulation	5	1	20.0%
Theft, Receiving Stolen Property	69	18	26.1%
	694	174	25.1%



**2012 Recidivism Report  
(2009 Releases)**

**FAYETTE County  
(Based on County of Commitment)**

RETURN TYPE	Number of Recidivists	PERCENT OF RETURNS
COURT SUPERVISION VIOLATION	8	19.0%
NEW CHARGE	22	52.4%
PAROLE VIOLATION - NEW CHARGE	4	9.5%
PAROLE VIOLATION - TECHNICAL	8	19.0%
	42	100%

RELEASE TYPE	2009 Releases	Number of Recidivists	RECIDIVISM RATE
CTP	25	6	24.0%
DISCHARGE	3	2	66.7%
PAROLE	42	16	38.1%
PROBATION	55	18	32.7%
	125	42	33.6%

GENDER	2009 Releases	Number of Recidivists	RECIDIVISM RATE
FEMALE	30	14	46.7%
MALE	95	28	29.5%
	125	42	33.6%

RACE	2009 Releases	Number of Recidivists	RECIDIVISM RATE
AFRICAN AMERICAN	5	1	20.0%
CAUCASIAN	118	41	34.7%
HISPANIC	1	0	0.0%
OTHER	1	0	0.0%
	125	42	33.6%

**2012 Recidivism Report  
(2009 Releases)**

**FAYETTE County  
(Based on County of Commitment)**

<b>FELONY LEVEL</b>	<b>2009 Releases</b>	<b>Number of Recidivists</b>	<b>RECIDIVISM RATE</b>
Felony A	2	0	0.0%
Felony B	19	5	26.3%
Felony C	28	9	32.1%
Felony D	76	28	36.8%
	125	42	33.6%

<b>OFFENSE CATEGORY</b>	<b>2009 Releases</b>	<b>Number of Recidivists</b>	<b>RECIDIVISM RATE</b>
CONTROLLED SUBSTANCE	27	9	33.3%
OTHER	27	7	25.9%
PERSON	17	5	29.4%
PROPERTY	48	20	41.7%
SEX OFFENSE	6	1	16.7%
	125	42	33.6%

<b>MOST SERIOUS OFFENSE</b>	<b>2009 Releases</b>	<b>Number of Recidivists</b>	<b>RECIDIVISM RATE</b>
Arson	1	0	0.0%
Attempt to Commit a Felony	2	1	50.0%
Auto Theft, Receiving Stolen Parts	1	1	100%
Battery	9	4	44.4%
Burglary	8	3	37.5%
Check Fraud	1	0	0.0%
Child Molesting	3	0	0.0%
Child Solicitation	1	1	100%
Conspiracy	1	0	0.0%
Criminal Confinement	1	1	100%
Criminal Mischief	1	0	0.0%
Dealing Cocaine or Narcotic	6	2	33.3%
Dealing Sched I, II, or III Controlled Substance	3	2	66.7%
Dealing Sched IV Controlled Substance	3	0	0.0%
Domestic Battery	1	0	0.0%
Driving While Intoxicated	3	0	0.0%
Failure to Register as a Sex Offender	5	0	0.0%
Forgery	5	3	60.0%

**2012 Recidivism Report  
(2009 Releases)**

**FAYETTE County  
(Based on County of Commitment)**

<b>MOST SERIOUS OFFENSE</b>	<b>2009 Releases</b>	<b>Number of Recidivists</b>	<b>RECIDIVISM RATE</b>
Fraud	1	1	100%
Home Improvement Fraud/Enhanced	1	0	0.0%
Neglect of a Dependent	4	0	0.0%
Non-Support of Dependent Child	11	5	45.5%
Obstruction of Justice	1	0	0.0%
Operating Vehicle Intoxicated-Prior Conviction	2	1	50.0%
Operating Vehicle w/Lifetime Suspension	2	0	0.0%
Possession of Cocaine or Narcotic	2	0	0.0%
Possession of Controlled Substance	11	5	45.5%
Possession of Marijuana, Hash Oil, or Hashish	1	0	0.0%
Possession of Paraphernalia	1	0	0.0%
Residential Entry	3	1	33.3%
Robbery	2	0	0.0%
Sexual Battery	2	0	0.0%
Theft, Receiving Stolen Property	26	11	42.3%
	125	42	33.6%

**2012 Recidivism Report  
(2009 Releases)**

**FLOYD County  
(Based on County of Commitment)**

RETURN TYPE	Number of Recidivists	PERCENT OF RETURNS
COURT SUPERVISION VIOLATION	4	30.8%
NEW CHARGE	6	46.2%
PAROLE VIOLATION - TECHNICAL	3	23.1%
	13	100%

RELEASE TYPE	2009 Releases	Number of Recidivists	RECIDIVISM RATE
CTP	4	0	0.0%
DISCHARGE	2	0	0.0%
PAROLE	16	4	25.0%
PROBATION	64	9	14.1%
	86	13	15.1%

GENDER	2009 Releases	Number of Recidivists	RECIDIVISM RATE
FEMALE	8	1	12.5%
MALE	78	12	15.4%
	86	13	15.1%

RACE	2009 Releases	Number of Recidivists	RECIDIVISM RATE
AFRICAN AMERICAN	24	4	16.7%
CAUCASIAN	58	9	15.5%
HISPANIC	2	0	0.0%
OTHER	2	0	0.0%
	86	13	15.1%

**2012 Recidivism Report  
(2009 Releases)**

**FLOYD County  
(Based on County of Commitment)**

<b>FELONY LEVEL</b>	<b>2009 Releases</b>	<b>Number of Recidivists</b>	<b>RECIDIVISM RATE</b>
Felony A	1	0	0.0%
Felony B	36	7	19.4%
Felony C	42	4	9.5%
Felony D	7	2	28.6%
	86	13	15.1%

<b>OFFENSE CATEGORY</b>	<b>2009 Releases</b>	<b>Number of Recidivists</b>	<b>RECIDIVISM RATE</b>
CONTROLLED SUBSTANCE	30	4	13.3%
OTHER	14	0	0.0%
PERSON	14	4	28.6%
PROPERTY	23	5	21.7%
SEX OFFENSE	5	0	0.0%
	86	13	15.1%

<b>MOST SERIOUS OFFENSE</b>	<b>2009 Releases</b>	<b>Number of Recidivists</b>	<b>RECIDIVISM RATE</b>
Attempt to Commit a Felony	5	0	0.0%
Battery	3	1	33.3%
Burglary	16	3	18.8%
Child Exploitation	1	0	0.0%
Child Molesting	1	0	0.0%
Conspiracy	2	0	0.0%
Criminal Confinement	2	1	50.0%
Dealing Cocaine or Narcotic	18	2	11.1%
Dealing Marijuana, Hash Oil, or Hashish	4	1	25.0%
Dealing Methamphetamine	1	0	0.0%
Dealing Sched I, II, or III Controlled Substance	2	0	0.0%
Dealing Sched IV Controlled Substance	2	0	0.0%
Driving While Intoxicated-Death	1	0	0.0%
Forgery	2	0	0.0%
Fraud on Financial Institution	1	1	100%
Operating Vehicle While Privileges Suspended	1	0	0.0%
Operating Vehicle w/Lifetime Suspension	5	0	0.0%
Possession of Cocaine or Narcotic	2	1	50.0%

**2012 Recidivism Report  
(2009 Releases)****FLOYD County  
(Based on County of Commitment)**

<b>MOST SERIOUS OFFENSE</b>	<b>2009 Releases</b>	<b>Number of Recidivists</b>	<b>RECIDIVISM RATE</b>
Possession of Precursors	1	0	0.0%
Residential Entry	1	0	0.0%
Resisting Law Enforcement	1	0	0.0%
Robbery	8	2	25.0%
Sexual Misconduct with a Minor	3	0	0.0%
Theft, Receiving Stolen Property	3	1	33.3%
	86	13	15.1%

**2012 Recidivism Report  
(2009 Releases)**

**FOUNTAIN County  
(Based on County of Commitment)**

RETURN TYPE	Number of Recidivists	PERCENT OF RETURNS
COURT SUPERVISION VIOLATION	4	30.8%
NEW CHARGE	6	46.2%
PAROLE VIOLATION - NEW CHARGE	1	7.7%
PAROLE VIOLATION - TECHNICAL	2	15.4%
	13	100%

RELEASE TYPE	2009 Releases	Number of Recidivists	RECIDIVISM RATE
CTP	3	1	33.3%
DISCHARGE	2	1	50.0%
PAROLE	28	5	17.9%
PROBATION	15	6	40.0%
	48	13	27.1%

GENDER	2009 Releases	Number of Recidivists	RECIDIVISM RATE
FEMALE	4	2	50.0%
MALE	44	11	25.0%
	48	13	27.1%

RACE	2009 Releases	Number of Recidivists	RECIDIVISM RATE
AFRICAN AMERICAN	2	1	50.0%
CAUCASIAN	44	11	25.0%
HISPANIC	1	1	100%
OTHER	1	0	0.0%
	48	13	27.1%

**2012 Recidivism Report  
(2009 Releases)**

**FOUNTAIN County  
(Based on County of Commitment)**

<b>FELONY LEVEL</b>	<b>2009 Releases</b>	<b>Number of Recidivists</b>	<b>RECIDIVISM RATE</b>
Felony B	6	2	33.3%
Felony C	15	4	26.7%
Felony D	27	7	25.9%
	48	13	27.1%

<b>OFFENSE CATEGORY</b>	<b>2009 Releases</b>	<b>Number of Recidivists</b>	<b>RECIDIVISM RATE</b>
CONTROLLED SUBSTANCE	13	4	30.8%
OTHER	17	4	23.5%
PERSON	5	2	40.0%
PROPERTY	12	2	16.7%
SEX OFFENSE	1	1	100%
	48	13	27.1%

<b>MOST SERIOUS OFFENSE</b>	<b>2009 Releases</b>	<b>Number of Recidivists</b>	<b>RECIDIVISM RATE</b>
Auto Theft, Receiving Stolen Parts	2	1	50.0%
Burglary	4	1	25.0%
Criminal Confinement	1	0	0.0%
Dealing Cocaine or Narcotic	3	1	33.3%
Dealing Marijuana, Hash Oil, or Hashish	1	0	0.0%
Dealing Sched I, II, or III Controlled Substance	1	0	0.0%
Driving While Intoxicated	9	1	11.1%
Driving While Intoxicated-Death	1	0	0.0%
Escape/Failure to Return	1	1	100%
Failure to Return to Lawful Detention	1	0	0.0%
Forgery	2	0	0.0%
Intimidation	1	1	100%
Non-Support of Dependent Child	2	1	50.0%
Operating Vehicle Intoxicated-Prior Conviction	1	0	0.0%
Operating Vehicle Intoxicated-Serious Bodily Injury	1	0	0.0%
Operating Vehicle w/Lifetime Suspension	2	0	0.0%
Possession of Cocaine or Narcotic	5	1	20.0%
Possession of Marijuana, Hash Oil, or Hashish	2	2	100%
Possession of Prescription/Allergy Drug	1	0	0.0%



**2012 Recidivism Report  
(2009 Releases)****FOUNTAIN County  
(Based on County of Commitment)**

<b>MOST SERIOUS OFFENSE</b>	<b>2009 Releases</b>	<b>Number of Recidivists</b>	<b>RECIDIVISM RATE</b>
Resisting Law Enforcement	1	1	100%
Robbery	1	1	100%
Sexual Misconduct with a Minor	1	1	100%
Theft, Receiving Stolen Property	4	0	0.0%
	48	13	27.1%

**2012 Recidivism Report  
(2009 Releases)**

**FRANKLIN County  
(Based on County of Commitment)**

RETURN TYPE	Number of Recidivists	PERCENT OF RETURNS
COURT SUPERVISION VIOLATION	8	36.4%
CTP TECH	1	4.5%
NEW CHARGE	11	50.0%
PAROLE VIOLATION - NEW CHARGE	1	4.5%
PAROLE VIOLATION - TECHNICAL	1	4.5%
	22	100%

RELEASE TYPE	2009 Releases	Number of Recidivists	RECIDIVISM RATE
CTP	1	1	100%
DISCHARGE	2	1	50.0%
PAROLE	13	4	30.8%
PROBATION	85	16	18.8%
	101	22	21.8%

GENDER	2009 Releases	Number of Recidivists	RECIDIVISM RATE
FEMALE	25	5	20.0%
MALE	76	17	22.4%
	101	22	21.8%

RACE	2009 Releases	Number of Recidivists	RECIDIVISM RATE
AFRICAN AMERICAN	2	0	0.0%
CAUCASIAN	99	22	22.2%
	101	22	21.8%

**2012 Recidivism Report  
(2009 Releases)**

**FRANKLIN County  
(Based on County of Commitment)**

<b>FELONY LEVEL</b>	<b>2009 Releases</b>	<b>Number of Recidivists</b>	<b>RECIDIVISM RATE</b>
Felony B	12	4	33.3%
Felony C	12	4	33.3%
Felony D	77	14	18.2%
	101	22	21.8%

<b>OFFENSE CATEGORY</b>	<b>2009 Releases</b>	<b>Number of Recidivists</b>	<b>RECIDIVISM RATE</b>
CONTROLLED SUBSTANCE	31	4	12.9%
OTHER	27	7	25.9%
PERSON	11	3	27.3%
PROPERTY	29	6	20.7%
SEX OFFENSE	3	2	66.7%
	101	22	21.8%

<b>MOST SERIOUS OFFENSE</b>	<b>2009 Releases</b>	<b>Number of Recidivists</b>	<b>RECIDIVISM RATE</b>
Accident/Failure to Stop-Serious Injury/Death	1	0	0.0%
Battery	3	0	0.0%
Battery by Bodily Waste	1	1	100%
Burglary	9	3	33.3%
Child Molesting	2	2	100%
Conspiracy	1	1	100%
Controlled Substance Registration	1	1	100%
Criminal Recklessness	2	1	50.0%
Dealing Cocaine or Narcotic	2	0	0.0%
Dealing Methamphetamine	1	0	0.0%
Domestic Battery	1	0	0.0%
Driving While Intoxicated	9	2	22.2%
Driving While Suspended/Oper Veh HTV	1	0	0.0%
Escape/Failure to Return	2	0	0.0%
Failure to Register as a Sex Offender	3	2	66.7%
Forgery	4	2	50.0%
Fraud	1	0	0.0%
Intimidation	2	1	50.0%
Non-Support of Dependent Child	3	1	33.3%

**2012 Recidivism Report  
(2009 Releases)**

**FRANKLIN County  
(Based on County of Commitment)**

<b>MOST SERIOUS OFFENSE</b>	<b>2009 Releases</b>	<b>Number of Recidivists</b>	<b>RECIDIVISM RATE</b>
Operating Vehicle Intoxicated-Prior Conviction	3	0	0.0%
Operating Vehicle While Privileges Suspended	3	0	0.0%
Possession of Cocaine or Narcotic	6	1	16.7%
Possession of Controlled Substance	16	1	6.3%
Possession of Marijuana, Hash Oil, or Hashish	5	1	20.0%
Residential Entry	1	0	0.0%
Resisting Law Enforcement	2	1	50.0%
Robbery	1	0	0.0%
Sexual Battery	1	0	0.0%
Theft, Receiving Stolen Property	14	1	7.1%
	<i>101</i>	<i>22</i>	<i>21.8%</i>

**2012 Recidivism Report  
(2009 Releases)**

**FULTON County  
(Based on County of Commitment)**

RETURN TYPE	Number of Recidivists	PERCENT OF RETURNS
COURT SUPERVISION VIOLATION	3	27.3%
NEW CHARGE	3	27.3%
PAROLE VIOLATION - NEW CHARGE	2	18.2%
PAROLE VIOLATION - TECHNICAL	3	27.3%
	11	100%

RELEASE TYPE	2009 Releases	Number of Recidivists	RECIDIVISM RATE
DISCHARGE	3	1	33.3%
PAROLE	27	7	25.9%
PROBATION	34	3	8.8%
	64	11	17.2%

GENDER	2009 Releases	Number of Recidivists	RECIDIVISM RATE
FEMALE	9	0	0.0%
MALE	55	11	20.0%
	64	11	17.2%

RACE	2009 Releases	Number of Recidivists	RECIDIVISM RATE
AFRICAN AMERICAN	3	0	0.0%
CAUCASIAN	59	11	18.6%
HISPANIC	1	0	0.0%
OTHER	1	0	0.0%
	64	11	17.2%

**2012 Recidivism Report  
(2009 Releases)**

**FULTON County  
(Based on County of Commitment)**

<b>FELONY LEVEL</b>	<b>2009 Releases</b>	<b>Number of Recidivists</b>	<b>RECIDIVISM RATE</b>
Felony A	3	0	0.0%
Felony B	7	0	0.0%
Felony C	10	2	20.0%
Felony D	44	9	20.5%
	64	11	17.2%

<b>OFFENSE CATEGORY</b>	<b>2009 Releases</b>	<b>Number of Recidivists</b>	<b>RECIDIVISM RATE</b>
CONTROLLED SUBSTANCE	18	3	16.7%
OTHER	20	6	30.0%
PERSON	7	0	0.0%
PROPERTY	13	2	15.4%
SEX OFFENSE	5	0	0.0%
WEAPON	1	0	0.0%
	64	11	17.2%

<b>MOST SERIOUS OFFENSE</b>	<b>2009 Releases</b>	<b>Number of Recidivists</b>	<b>RECIDIVISM RATE</b>
Aggravated Battery	1	0	0.0%
Auto Theft, Receiving Stolen Parts	1	0	0.0%
Battery	3	0	0.0%
Burglary	3	0	0.0%
Child Molesting	3	0	0.0%
Criminal Mischief	1	0	0.0%
Cruelty to Animals	1	1	100%
Dealing Cocaine or Narcotic	5	0	0.0%
Failure to Register as a Sex Offender	1	0	0.0%
Forgery	2	0	0.0%
Neglect of a Dependent	1	0	0.0%
Non-Support of Dependent Child	3	1	33.3%
Obliterating Handgun I.D.	1	0	0.0%
Operating Vehicle Intoxicated-Endanger	1	0	0.0%
Operating Vehicle Intoxicated-Prior Conviction	11	3	27.3%
Operating Vehicle Intoxicated-Serious Bodily Injury	1	0	0.0%
Operating Vehicle While Privileges Suspended	1	0	0.0%

**2012 Recidivism Report  
(2009 Releases)**

**FULTON County  
(Based on County of Commitment)**

<b>MOST SERIOUS OFFENSE</b>	<b>2009 Releases</b>	<b>Number of Recidivists</b>	<b>RECIDIVISM RATE</b>
Operating Vehicle w/Lifetime Suspension	2	1	50.0%
Possession of Cocaine or Narcotic	3	1	33.3%
Possession of Controlled Substance	1	1	100%
Possession of Marijuana, Hash Oil, or Hashish	5	1	20.0%
Possession of Methamphetamine Substance Tax	1	0	0.0%
Possession of Precursors	3	0	0.0%
Resisting Law Enforcement	1	0	0.0%
Sexual Misconduct with a Minor	2	0	0.0%
Theft, Receiving Stolen Property	6	2	33.3%
	64	11	17.2%

**2012 Recidivism Report  
(2009 Releases)**

**GIBSON County  
(Based on County of Commitment)**

RETURN TYPE	Number of Recidivists	PERCENT OF RETURNS
COURT SUPERVISION VIOLATION	3	27.3%
CTP TECH	1	9.1%
NEW CHARGE	2	18.2%
PAROLE VIOLATION - NEW CHARGE	1	9.1%
PAROLE VIOLATION - TECHNICAL	4	36.4%
	11	100%

RELEASE TYPE	2009 Releases	Number of Recidivists	RECIDIVISM RATE
CTP	6	1	16.7%
DISCHARGE	1	0	0.0%
PAROLE	22	6	27.3%
PROBATION	9	4	44.4%
	38	11	28.9%

GENDER	2009 Releases	Number of Recidivists	RECIDIVISM RATE
FEMALE	3	1	33.3%
MALE	35	10	28.6%
	38	11	28.9%

RACE	2009 Releases	Number of Recidivists	RECIDIVISM RATE
AFRICAN AMERICAN	4	0	0.0%
CAUCASIAN	34	11	32.4%
	38	11	28.9%



**2012 Recidivism Report  
(2009 Releases)**

**GIBSON County  
(Based on County of Commitment)**

<b>FELONY LEVEL</b>	<b>2009 Releases</b>	<b>Number of Recidivists</b>	<b>RECIDIVISM RATE</b>
Felony A	1	1	100%
Felony B	17	3	17.6%
Felony C	17	7	41.2%
Felony D	2	0	0.0%
Murder	1	0	0.0%
	<b>38</b>	<b>11</b>	<b>28.9%</b>

<b>OFFENSE CATEGORY</b>	<b>2009 Releases</b>	<b>Number of Recidivists</b>	<b>RECIDIVISM RATE</b>
CONTROLLED SUBSTANCE	19	4	21.1%
OTHER	2	0	0.0%
PERSON	7	2	28.6%
PROPERTY	5	2	40.0%
SEX OFFENSE	5	3	60.0%
	<b>38</b>	<b>11</b>	<b>28.9%</b>

<b>MOST SERIOUS OFFENSE</b>	<b>2009 Releases</b>	<b>Number of Recidivists</b>	<b>RECIDIVISM RATE</b>
Battery	1	1	100%
Burglary	3	1	33.3%
Criminal Confinement	2	0	0.0%
Criminal Deviate Conduct	1	1	100%
Dealing Cocaine or Narcotic	2	1	50.0%
Dealing Counterfeit Substance	1	0	0.0%
Dealing Methamphetamine	3	1	33.3%
Dealing Sched I, II, or III Controlled Substance	7	1	14.3%
Escape/Failure to Return	1	0	0.0%
Forgery	1	1	100%
Habitual Offender Substance Abuse	1	0	0.0%
Intimidation	1	0	0.0%
Murder	1	0	0.0%
Operating Vehicle Intoxicated-Serious Bodily Injury	1	1	100%
Operating Vehicle w/Lifetime Suspension	1	0	0.0%
Possession of Cocaine or Narcotic	3	1	33.3%
Possession of Controlled Substance	1	0	0.0%

**2012 Recidivism Report  
(2009 Releases)****GIBSON County  
(Based on County of Commitment)**

<b>MOST SERIOUS OFFENSE</b>	<b>2009 Releases</b>	<b>Number of Recidivists</b>	<b>RECIDIVISM RATE</b>
Possession of Precursors	1	0	0.0%
Sexual Misconduct with a Minor	4	2	50.0%
Stalking	1	0	0.0%
Welfare Fraud	1	0	0.0%
	38	11	28.9%

**2012 Recidivism Report  
(2009 Releases)**

**GRANT County  
(Based on County of Commitment)**

RETURN TYPE	Number of Recidivists	PERCENT OF RETURNS
COURT SUPERVISION VIOLATION	30	46.9%
CTP TECH	1	1.6%
NEW CHARGE	23	35.9%
PAROLE VIOLATION - NEW CHARGE	3	4.7%
PAROLE VIOLATION - TECHNICAL	7	10.9%
	64	100%

RELEASE TYPE	2009 Releases	Number of Recidivists	RECIDIVISM RATE
CTP	37	9	24.3%
DISCHARGE	4	0	0.0%
PAROLE	57	22	38.6%
PROBATION	107	33	30.8%
	205	64	31.2%

GENDER	2009 Releases	Number of Recidivists	RECIDIVISM RATE
FEMALE	28	9	32.1%
MALE	177	55	31.1%
	205	64	31.2%

RACE	2009 Releases	Number of Recidivists	RECIDIVISM RATE
AFRICAN AMERICAN	69	30	43.5%
CAUCASIAN	128	32	25.0%
HISPANIC	8	2	25.0%
	205	64	31.2%

**2012 Recidivism Report  
(2009 Releases)**

**GRANT County  
(Based on County of Commitment)**

<b>FELONY LEVEL</b>	<b>2009 Releases</b>	<b>Number of Recidivists</b>	<b>RECIDIVISM RATE</b>
Felony A	11	2	18.2%
Felony B	58	21	36.2%
Felony C	75	22	29.3%
Felony D	60	19	31.7%
Murder	1	0	0.0%
	205	64	31.2%

<b>OFFENSE CATEGORY</b>	<b>2009 Releases</b>	<b>Number of Recidivists</b>	<b>RECIDIVISM RATE</b>
CONTROLLED SUBSTANCE	44	13	29.5%
OTHER	37	13	35.1%
PERSON	41	12	29.3%
PROPERTY	59	18	30.5%
SEX OFFENSE	21	6	28.6%
WEAPON	3	2	66.7%
	205	64	31.2%

<b>MOST SERIOUS OFFENSE</b>	<b>2009 Releases</b>	<b>Number of Recidivists</b>	<b>RECIDIVISM RATE</b>
Attempt to Commit a Felony	5	5	100%
Auto Theft, Receiving Stolen Parts	3	0	0.0%
Battery	8	3	37.5%
Burglary	30	10	33.3%
Carrying Handgun w/o License	1	0	0.0%
Child Molesting	10	2	20.0%
Child Seduction	1	0	0.0%
Child Solicitation	1	1	100%
Conspiracy	5	1	20.0%
Criminal Confinement	1	1	100%
Criminal Recklessness	1	1	100%
Dealing Cocaine or Narcotic	24	8	33.3%
Dealing Marijuana, Hash Oil, or Hashish	2	0	0.0%
Dealing Sched I, II, or III Controlled Substance	2	0	0.0%
Dealing Sched IV Controlled Substance	2	0	0.0%
Dealing Sched V Controlled Substance	1	1	100%

**2012 Recidivism Report  
(2009 Releases)**

**GRANT County  
(Based on County of Commitment)**

<b>MOST SERIOUS OFFENSE</b>	<b>2009 Releases</b>	<b>Number of Recidivists</b>	<b>RECIDIVISM RATE</b>
Domestic Battery	7	3	42.9%
Driving While Intoxicated	8	2	25.0%
Failure to Register as a Sex Offender	3	2	66.7%
Failure to Return to Lawful Detention	2	0	0.0%
Felon in Possession of a Firearm	1	1	100%
Forgery	9	4	44.4%
Fraud on Financial Institution	2	2	100%
Handgun Violation	1	1	100%
Identity Deception	1	0	0.0%
Murder	1	0	0.0%
Non-Support of Dependent Child	3	0	0.0%
Operating Vehicle Intoxicated-Prior Conviction	3	2	66.7%
Operating Vehicle Intoxicated-Serious Bodily Injury	1	1	100%
Operating Vehicle While Privileges Suspended	1	0	0.0%
Operating Vehicle w/Lifetime Suspension	7	1	14.3%
Possession of Cocaine or Narcotic	9	2	22.2%
Possession of Controlled Substance	3	1	33.3%
Possession of Marijuana, Hash Oil, or Hashish	1	1	100%
Rape	2	1	50.0%
Residential Entry	2	0	0.0%
Robbery	20	3	15.0%
Sexual Misconduct with a Minor	7	2	28.6%
Strangulation	1	0	0.0%
Theft, Receiving Stolen Property	11	2	18.2%
Voluntary Manslaughter	1	0	0.0%
Welfare Fraud	1	0	0.0%
	205	64	31.2%

**2012 Recidivism Report  
(2009 Releases)**

**GREENE County  
(Based on County of Commitment)**

RETURN TYPE	Number of Recidivists	PERCENT OF RETURNS
COURT SUPERVISION VIOLATION	7	38.9%
NEW CHARGE	5	27.8%
PAROLE VIOLATION - NEW CHARGE	3	16.7%
PAROLE VIOLATION - TECHNICAL	3	16.7%
	18	100%

RELEASE TYPE	2009 Releases	Number of Recidivists	RECIDIVISM RATE
CTP	12	3	25.0%
DISCHARGE	2	0	0.0%
PAROLE	17	6	35.3%
PROBATION	24	9	37.5%
	55	18	32.7%

GENDER	2009 Releases	Number of Recidivists	RECIDIVISM RATE
FEMALE	11	1	9.1%
MALE	44	17	38.6%
	55	18	32.7%

RACE	2009 Releases	Number of Recidivists	RECIDIVISM RATE
CAUCASIAN	55	18	32.7%
	55	18	32.7%

**2012 Recidivism Report  
(2009 Releases)**

**GREENE County  
(Based on County of Commitment)**

<b>FELONY LEVEL</b>	<b>2009 Releases</b>	<b>Number of Recidivists</b>	<b>RECIDIVISM RATE</b>
Felony A	2	1	50.0%
Felony B	21	7	33.3%
Felony C	16	6	37.5%
Felony D	15	4	26.7%
Murder	1	0	0.0%
	55	18	32.7%

<b>OFFENSE CATEGORY</b>	<b>2009 Releases</b>	<b>Number of Recidivists</b>	<b>RECIDIVISM RATE</b>
CONTROLLED SUBSTANCE	17	3	17.6%
OTHER	11	4	36.4%
PERSON	7	2	28.6%
PROPERTY	13	5	38.5%
SEX OFFENSE	6	4	66.7%
WEAPON	1	0	0.0%
	55	18	32.7%

<b>MOST SERIOUS OFFENSE</b>	<b>2009 Releases</b>	<b>Number of Recidivists</b>	<b>RECIDIVISM RATE</b>
Attempt to Commit a Felony	3	2	66.7%
Battery	2	1	50.0%
Battery on Law Enforcement	1	0	0.0%
Burglary	10	3	30.0%
Child Molesting	4	2	50.0%
Conspiracy	2	1	50.0%
Criminal Confinement	1	0	0.0%
Criminal Recklessness	1	1	100%
Dealing Cocaine or Narcotic	2	0	0.0%
Dealing Methamphetamine	3	0	0.0%
Dealing Sched I, II, or III Controlled Substance	6	1	16.7%
Failure to Register as a Sex Offender	1	1	100%
Felon in Possession of a Firearm	1	0	0.0%
Murder	1	0	0.0%
Operating Vehicle Intoxicated-Endanger	1	0	0.0%
Operating Vehicle Intoxicated-Prior Conviction	2	0	0.0%

**2012 Recidivism Report  
(2009 Releases)**

**GREENE County  
(Based on County of Commitment)**

<b>MOST SERIOUS OFFENSE</b>	<b>2009 Releases</b>	<b>Number of Recidivists</b>	<b>RECIDIVISM RATE</b>
Operating Vehicle w/Lifetime Suspension	2	0	0.0%
Possession of Controlled Substance	1	0	0.0%
Possession of Marijuana, Hash Oil, or Hashish	1	0	0.0%
Possession of Methamphetamine Substance Tax	3	2	66.7%
Possession of Precursors	1	0	0.0%
Resisting Law Enforcement	1	0	0.0%
Sexual Misconduct with a Minor	2	2	100%
Theft, Receiving Stolen Property	3	2	66.7%
	55	18	32.7%



**2012 Recidivism Report  
(2009 Releases)**

**HAMILTON County  
(Based on County of Commitment)**

RETURN TYPE	Number of Recidivists	PERCENT OF RETURNS
COURT SUPERVISION VIOLATION	63	34.2%
NEW CHARGE	100	54.3%
PAROLE VIOLATION - NEW CHARGE	9	4.9%
PAROLE VIOLATION - TECHNICAL	12	6.5%
	184	100%

RELEASE TYPE	2009 Releases	Number of Recidivists	RECIDIVISM RATE
CTP	5	0	0.0%
DISCHARGE	48	10	20.8%
PAROLE	245	80	32.7%
PROBATION	256	94	36.7%
	554	184	33.2%

GENDER	2009 Releases	Number of Recidivists	RECIDIVISM RATE
FEMALE	90	30	33.3%
MALE	464	154	33.2%
	554	184	33.2%

RACE	2009 Releases	Number of Recidivists	RECIDIVISM RATE
AFRICAN AMERICAN	101	43	42.6%
CAUCASIAN	434	140	32.3%
HISPANIC	17	1	5.9%
OTHER	2	0	0.0%
	554	184	33.2%

**2012 Recidivism Report  
(2009 Releases)**

**HAMILTON County  
(Based on County of Commitment)**

<b>FELONY LEVEL</b>	<b>2009 Releases</b>	<b>Number of Recidivists</b>	<b>RECIDIVISM RATE</b>
Felony A	6	4	66.7%
Felony B	72	29	40.3%
Felony C	73	25	34.2%
Felony D	403	126	31.3%
	554	184	33.2%

<b>OFFENSE CATEGORY</b>	<b>2009 Releases</b>	<b>Number of Recidivists</b>	<b>RECIDIVISM RATE</b>
CONTROLLED SUBSTANCE	139	47	33.8%
OTHER	181	42	23.2%
PERSON	79	22	27.8%
PROPERTY	131	62	47.3%
SEX OFFENSE	19	9	47.4%
WEAPON	5	2	40.0%
	554	184	33.2%

<b>MOST SERIOUS OFFENSE</b>	<b>2009 Releases</b>	<b>Number of Recidivists</b>	<b>RECIDIVISM RATE</b>
Aggravated Battery	1	1	100%
Aiding, Inducing or Causing an Offense	1	0	0.0%
Attempt to Commit a Felony	7	2	28.6%
Auto Theft, Receiving Stolen Parts	9	5	55.6%
Battery	7	2	28.6%
Battery by Bodily Waste	1	0	0.0%
Burglary	24	9	37.5%
Carjacking	1	0	0.0%
Carrying Handgun w/o License	1	0	0.0%
Child Exploitation	2	1	50.0%
Child Molesting	9	4	44.4%
Child Seduction	1	0	0.0%
Child Solicitation	1	1	100%
Conspiracy	3	2	66.7%
Controlled Substance Registration	7	1	14.3%
Corrupt Business Influence	1	0	0.0%
Criminal Confinement	7	1	14.3%

**2012 Recidivism Report  
(2009 Releases)**

**HAMILTON County  
(Based on County of Commitment)**

<b>MOST SERIOUS OFFENSE</b>	<b>2009 Releases</b>	<b>Number of Recidivists</b>	<b>RECIDIVISM RATE</b>
Criminal Recklessness	6	0	0.0%
Dealing Cocaine or Narcotic	27	12	44.4%
Dealing Marijuana, Hash Oil, or Hashish	5	1	20.0%
Dealing Sched I, II, or III Controlled Substance	8	2	25.0%
Dealing Sched IV Controlled Substance	1	0	0.0%
Domestic Battery	7	3	42.9%
Driving While Intoxicated	57	12	21.1%
Escape/Failure to Return	1	1	100%
Failure to Register as a Sex Offender	1	0	0.0%
Failure to Return to Lawful Detention	4	1	25.0%
Felon in Possession of a Firearm	2	1	50.0%
Forgery	13	5	38.5%
Fraud	5	2	40.0%
Fraud on Financial Institution	1	0	0.0%
Identity Deception	1	0	0.0%
Intimidation	8	2	25.0%
Maintaining a Common Nuisance	6	3	50.0%
Neglect of a Dependent	3	1	33.3%
Non-Support of Dependent Child	1	0	0.0%
Operating Vehicle Intoxicated-Endanger	15	4	26.7%
Operating Vehicle Intoxicated-Prior Conviction	60	13	21.7%
Operating Vehicle Intoxicated-Serious Bodily Injury	3	1	33.3%
Operating Vehicle While Privileges Suspended	21	6	28.6%
Operating Vehicle w/Lifetime Suspension	13	1	7.7%
Pointing a Firearm	1	0	0.0%
Possession - Destructive Device	1	1	100%
Possession of Cocaine or Narcotic	16	7	43.8%
Possession of Controlled Substance	26	8	30.8%
Possession of Marijuana, Hash Oil, or Hashish	38	12	31.6%
Possession of Methamphetamine Substance Tax	1	1	100%
Possession of Precursors	3	0	0.0%
Possession of Prescription/Allergy Drug	1	0	0.0%
Reckless Homicide	1	0	0.0%
Residential Entry	1	1	100%

**2012 Recidivism Report  
(2009 Releases)****HAMILTON County  
(Based on County of Commitment)**

<b>MOST SERIOUS OFFENSE</b>	<b>2009 Releases</b>	<b>Number of Recidivists</b>	<b>RECIDIVISM RATE</b>
Resisting Law Enforcement	12	4	33.3%
Robbery	15	6	40.0%
Sex Offender Residency Restrictions	1	1	100%
Sexual Battery	1	0	0.0%
Sexual Misconduct with a Minor	4	2	50.0%
Stalking	4	1	25.0%
Theft, Receiving Stolen Property	76	40	52.6%
	554	184	33.2%

**2012 Recidivism Report  
(2009 Releases)**

**HANCOCK County  
(Based on County of Commitment)**

RETURN TYPE	Number of Recidivists	PERCENT OF RETURNS
COURT SUPERVISION VIOLATION	13	27.1%
CTP TECH	1	2.1%
NEW CHARGE	20	41.7%
PAROLE VIOLATION - NEW CHARGE	7	14.6%
PAROLE VIOLATION - TECHNICAL	7	14.6%
	48	100%

RELEASE TYPE	2009 Releases	Number of Recidivists	RECIDIVISM RATE
CTP	33	10	30.3%
DISCHARGE	4	1	25.0%
PAROLE	54	21	38.9%
PROBATION	37	16	43.2%
	128	48	37.5%

GENDER	2009 Releases	Number of Recidivists	RECIDIVISM RATE
FEMALE	22	6	27.3%
MALE	106	42	39.6%
	128	48	37.5%

RACE	2009 Releases	Number of Recidivists	RECIDIVISM RATE
AFRICAN AMERICAN	15	4	26.7%
CAUCASIAN	108	41	38.0%
HISPANIC	3	1	33.3%
OTHER	2	2	100%
	128	48	37.5%

**2012 Recidivism Report  
(2009 Releases)**

**HANCOCK County  
(Based on County of Commitment)**

<b>FELONY LEVEL</b>	<b>2009 Releases</b>	<b>Number of Recidivists</b>	<b>RECIDIVISM RATE</b>
Felony A	3	1	33.3%
Felony B	21	8	38.1%
Felony C	37	13	35.1%
Felony D	67	26	38.8%
	128	48	37.5%

<b>OFFENSE CATEGORY</b>	<b>2009 Releases</b>	<b>Number of Recidivists</b>	<b>RECIDIVISM RATE</b>
CONTROLLED SUBSTANCE	27	7	25.9%
OTHER	30	8	26.7%
PERSON	14	5	35.7%
PROPERTY	53	26	49.1%
SEX OFFENSE	4	2	50.0%
	128	48	37.5%

<b>MOST SERIOUS OFFENSE</b>	<b>2009 Releases</b>	<b>Number of Recidivists</b>	<b>RECIDIVISM RATE</b>
Attempt to Commit a Felony	1	1	100%
Auto Theft, Receiving Stolen Parts	6	3	50.0%
Battery	5	1	20.0%
Burglary	16	7	43.8%
Child Molesting	3	1	33.3%
Conspiracy	2	0	0.0%
Criminal Mischief	1	1	100%
Dealing Cocaine or Narcotic	1	0	0.0%
Dealing Marijuana, Hash Oil, or Hashish	1	0	0.0%
Dealing Methamphetamine	1	0	0.0%
Dealing Sched I, II, or III Controlled Substance	5	1	20.0%
Domestic Battery	1	0	0.0%
Driving While Intoxicated	5	0	0.0%
Failure to Register as a Sex Offender	2	1	50.0%
Failure to Return to Lawful Detention	2	1	50.0%
Forgery	12	7	58.3%
Operating Vehicle Intoxicated-Endanger	3	1	33.3%
Operating Vehicle Intoxicated-Prior Conviction	4	1	25.0%

**2012 Recidivism Report  
(2009 Releases)**

**HANCOCK County  
(Based on County of Commitment)**

<b>MOST SERIOUS OFFENSE</b>	<b>2009 Releases</b>	<b>Number of Recidivists</b>	<b>RECIDIVISM RATE</b>
Operating Vehicle While Privileges Suspended	4	1	25.0%
Operating Vehicle w/Lifetime Suspension	9	2	22.2%
Possession of Cocaine or Narcotic	9	3	33.3%
Possession of Controlled Substance	4	1	25.0%
Possession of Marijuana, Hash Oil, or Hashish	4	2	50.0%
Possession of Paraphernalia	1	0	0.0%
Possession of Prescription/Allergy Drug	1	0	0.0%
Residential Entry	1	1	100%
Resisting Law Enforcement	1	1	100%
Robbery	3	1	33.3%
Sex Offender Residency Restrictions	1	1	100%
Strangulation	1	1	100%
Theft, Receiving Stolen Property	16	7	43.8%
Voluntary Manslaughter	1	1	100%
Welfare Fraud	1	0	0.0%
	128	48	37.5%

**2012 Recidivism Report  
(2009 Releases)**

**HARRISON County  
(Based on County of Commitment)**

RETURN TYPE	Number of Recidivists	PERCENT OF RETURNS
COURT SUPERVISION VIOLATION	8	57.1%
NEW CHARGE	5	35.7%
PAROLE VIOLATION - TECHNICAL	1	7.1%
	14	100%

RELEASE TYPE	2009 Releases	Number of Recidivists	RECIDIVISM RATE
CTP	10	4	40.0%
DISCHARGE	4	0	0.0%
PAROLE	25	1	4.0%
PROBATION	54	9	16.7%
	93	14	15.1%

GENDER	2009 Releases	Number of Recidivists	RECIDIVISM RATE
FEMALE	15	0	0.0%
MALE	78	14	17.9%
	93	14	15.1%

RACE	2009 Releases	Number of Recidivists	RECIDIVISM RATE
AFRICAN AMERICAN	3	0	0.0%
CAUCASIAN	88	14	15.9%
HISPANIC	2	0	0.0%
	93	14	15.1%



**2012 Recidivism Report  
(2009 Releases)**

**HARRISON County  
(Based on County of Commitment)**

<b>FELONY LEVEL</b>	<b>2009 Releases</b>	<b>Number of Recidivists</b>	<b>RECIDIVISM RATE</b>
Felony A	1	0	0.0%
Felony B	20	4	20.0%
Felony C	27	4	14.8%
Felony D	45	6	13.3%
	93	14	15.1%

<b>OFFENSE CATEGORY</b>	<b>2009 Releases</b>	<b>Number of Recidivists</b>	<b>RECIDIVISM RATE</b>
CONTROLLED SUBSTANCE	23	3	13.0%
OTHER	25	3	12.0%
PERSON	13	4	30.8%
PROPERTY	27	3	11.1%
SEX OFFENSE	5	1	20.0%
	93	14	15.1%

<b>MOST SERIOUS OFFENSE</b>	<b>2009 Releases</b>	<b>Number of Recidivists</b>	<b>RECIDIVISM RATE</b>
Aggravated Battery	2	2	100%
Attempt to Commit a Felony	1	0	0.0%
Auto Theft, Receiving Stolen Parts	1	0	0.0%
Battery	2	1	50.0%
Battery by Bodily Waste	1	1	100%
Burglary	11	0	0.0%
Cheating at Gambling	2	0	0.0%
Child Molesting	2	1	50.0%
Conspiracy	1	0	0.0%
Criminal Confinement	1	0	0.0%
Criminal Deviate Conduct	1	0	0.0%
Criminal Recklessness	1	0	0.0%
Dealing Cocaine or Narcotic	6	1	16.7%
Dealing Methamphetamine	3	1	33.3%
Domestic Battery	1	0	0.0%
Driving While Intoxicated	5	0	0.0%
Failure to Return to Lawful Detention	1	0	0.0%
Forgery	4	1	25.0%

**2012 Recidivism Report  
(2009 Releases)**

**HARRISON County  
(Based on County of Commitment)**

<b>MOST SERIOUS OFFENSE</b>	<b>2009 Releases</b>	<b>Number of Recidivists</b>	<b>RECIDIVISM RATE</b>
Invasion of Privacy	1	0	0.0%
Non-Support of Dependent Child	7	2	28.6%
Operating Vehicle Intoxicated-Prior Conviction	2	0	0.0%
Operating Vehicle w/Lifetime Suspension	4	1	25.0%
Possession of Cocaine or Narcotic	5	0	0.0%
Possession of Marijuana, Hash Oil, or Hashish	4	1	25.0%
Possession of Methamphetamine Substance Tax	4	0	0.0%
Possession of Precursors	1	0	0.0%
Reckless Homicide	1	0	0.0%
Residential Entry	1	1	100%
Resisting Law Enforcement	1	0	0.0%
Robbery	2	0	0.0%
Sexual Battery	1	0	0.0%
Sexual Misconduct with a Minor	1	0	0.0%
Strangulation	2	0	0.0%
Theft, Receiving Stolen Property	10	1	10.0%
	93	14	15.1%

2012 Recidivism Report  
(2009 Releases)

HENDRICKS County  
(Based on County of Commitment)

RETURN TYPE	Number of Recidivists	PERCENT OF RETURNS
COURT SUPERVISION VIOLATION	12	13.5%
NEW CHARGE	48	53.9%
PAROLE VIOLATION - NEW CHARGE	8	9.0%
PAROLE VIOLATION - TECHNICAL	21	23.6%
	89	100%

RELEASE TYPE	2009 Releases	Number of Recidivists	RECIDIVISM RATE
CTP	9	3	33.3%
DISCHARGE	34	14	41.2%
PAROLE	145	55	37.9%
PROBATION	71	17	23.9%
	259	89	34.4%

GENDER	2009 Releases	Number of Recidivists	RECIDIVISM RATE
FEMALE	58	16	27.6%
MALE	201	73	36.3%
	259	89	34.4%

RACE	2009 Releases	Number of Recidivists	RECIDIVISM RATE
AFRICAN AMERICAN	35	12	34.3%
CAUCASIAN	212	71	33.5%
HISPANIC	5	1	20.0%
OTHER	7	5	71.4%
	259	89	34.4%

**2012 Recidivism Report  
(2009 Releases)**

**HENDRICKS County  
(Based on County of Commitment)**

<b>FELONY LEVEL</b>	<b>2009 Releases</b>	<b>Number of Recidivists</b>	<b>RECIDIVISM RATE</b>
Felony A	2	1	50.0%
Felony B	31	13	41.9%
Felony C	43	12	27.9%
Felony D	182	63	34.6%
Murder	1	0	0.0%
	259	89	34.4%

<b>OFFENSE CATEGORY</b>	<b>2009 Releases</b>	<b>Number of Recidivists</b>	<b>RECIDIVISM RATE</b>
CONTROLLED SUBSTANCE	43	6	14.0%
OTHER	51	14	27.5%
PERSON	27	5	18.5%
PROPERTY	123	57	46.3%
SEX OFFENSE	13	6	46.2%
WEAPON	2	1	50.0%
	259	89	34.4%

<b>MOST SERIOUS OFFENSE</b>	<b>2009 Releases</b>	<b>Number of Recidivists</b>	<b>RECIDIVISM RATE</b>
Aiding, Inducing or Causing an Offense	2	0	0.0%
Assisting a Criminal	1	1	100%
Attempt to Commit a Felony	3	1	33.3%
Auto Theft, Receiving Stolen Parts	7	6	85.7%
Battery	5	0	0.0%
Battery by Bodily Waste	2	1	50.0%
Burglary	13	7	53.8%
Carrying Handgun w/o License	1	0	0.0%
Check Fraud	1	1	100%
Child Molesting	6	4	66.7%
Child Solicitation	1	0	0.0%
Conspiracy	3	2	66.7%
Consumer Product Tampering	1	0	0.0%
Controlled Substance Registration	2	0	0.0%
Criminal Confinement	3	0	0.0%
Criminal Deviate Conduct	1	1	100%

**2012 Recidivism Report  
(2009 Releases)**

**HENDRICKS County  
(Based on County of Commitment)**

<b>MOST SERIOUS OFFENSE</b>	<b>2009 Releases</b>	<b>Number of Recidivists</b>	<b>RECIDIVISM RATE</b>
Criminal Recklessness	2	0	0.0%
Dealing Cocaine or Narcotic	6	0	0.0%
Dealing Marijuana, Hash Oil, or Hashish	3	0	0.0%
Dealing Sched I, II, or III Controlled Substance	2	1	50.0%
Dealing Subs. Represent as Controlled Substances	1	1	100%
Delivery Of Anabolic Steroid	1	0	0.0%
Domestic Battery	4	1	25.0%
Driving While Intoxicated	5	1	20.0%
Failure to Register as a Sex Offender	1	0	0.0%
Failure to Return to Lawful Detention	2	0	0.0%
Felon in Possession of a Firearm	1	1	100%
Forgery	20	6	30.0%
Fraud	5	2	40.0%
Intimidation	1	0	0.0%
Maintaining a Common Nuisance	3	0	0.0%
Murder	1	0	0.0%
Neglect of a Dependent	2	2	100%
Non-Support of Dependent Child	2	1	50.0%
Operating Vehicle Intoxicated-Death	1	0	0.0%
Operating Vehicle Intoxicated-Prior Conviction	24	4	16.7%
Operating Vehicle While Privileges Suspended	1	1	100%
Operating Vehicle w/Lifetime Suspension	1	0	0.0%
Possession of Cocaine or Narcotic	9	1	11.1%
Possession of Controlled Substance	5	1	20.0%
Possession of Marijuana, Hash Oil, or Hashish	6	1	16.7%
Possession of Methamphetamine Substance Tax	1	0	0.0%
Possession of Paraphernalia	1	1	100%
Possession of Precursors	3	0	0.0%
Possession of Prescription/Allergy Drug	1	0	0.0%
Rape	2	0	0.0%
Residential Entry	1	1	100%
Resisting Law Enforcement	5	3	60.0%
Robbery	4	1	25.0%
Sexual Misconduct with a Minor	2	1	50.0%

**2012 Recidivism Report  
(2009 Releases)****HENDRICKS County  
(Based on County of Commitment)**

<b>MOST SERIOUS OFFENSE</b>	<b>2009 Releases</b>	<b>Number of Recidivists</b>	<b>RECIDIVISM RATE</b>
Stalking	1	0	0.0%
Theft, Receiving Stolen Property	76	34	44.7%
Vicarious Sexual Gratification	1	0	0.0%
	259	89	34.4%

**2012 Recidivism Report  
(2009 Releases)**

**HENRY County  
(Based on County of Commitment)**

RETURN TYPE	Number of Recidivists	PERCENT OF RETURNS
COURT SUPERVISION VIOLATION	10	21.7%
CTP TECH	2	4.3%
NEW CHARGE	19	41.3%
PAROLE VIOLATION - NEW CHARGE	2	4.3%
PAROLE VIOLATION - TECHNICAL	13	28.3%
	46	100%

RELEASE TYPE	2009 Releases	Number of Recidivists	RECIDIVISM RATE
CTP	17	8	47.1%
DISCHARGE	5	1	20.0%
PAROLE	75	28	37.3%
PROBATION	26	9	34.6%
	123	46	37.4%

GENDER	2009 Releases	Number of Recidivists	RECIDIVISM RATE
FEMALE	23	8	34.8%
MALE	100	38	38.0%
	123	46	37.4%

RACE	2009 Releases	Number of Recidivists	RECIDIVISM RATE
AFRICAN AMERICAN	5	3	60.0%
CAUCASIAN	115	42	36.5%
HISPANIC	2	1	50.0%
OTHER	1	0	0.0%
	123	46	37.4%

**2012 Recidivism Report  
(2009 Releases)**

**HENRY County  
(Based on County of Commitment)**

FELONY LEVEL	2009 Releases	Number of Recidivists	RECIDIVISM RATE
Felony A	3	2	66.7%
Felony B	34	11	32.4%
Felony C	27	11	40.7%
Felony D	58	22	37.9%
Habitual Enhancement	1	0	0.0%
	123	46	37.4%

OFFENSE CATEGORY	2009 Releases	Number of Recidivists	RECIDIVISM RATE
CONTROLLED SUBSTANCE	30	8	26.7%
OTHER	34	14	41.2%
PERSON	9	3	33.3%
PROPERTY	39	13	33.3%
SEX OFFENSE	8	6	75.0%
WEAPON	3	2	66.7%
	123	46	37.4%

MOST SERIOUS OFFENSE	2009 Releases	Number of Recidivists	RECIDIVISM RATE
Aiding, Inducing or Causing an Offense	1	0	0.0%
Attempt to Commit a Felony	2	0	0.0%
Auto Theft, Receiving Stolen Parts	3	1	33.3%
Battery	2	1	50.0%
Battery by Bodily Waste	1	0	0.0%
Burglary	16	5	31.3%
Child Molesting	6	5	83.3%
Conspiracy	1	1	100%
Criminal Recklessness	1	0	0.0%
Dealing Cocaine or Narcotic	6	1	16.7%
Dealing Sched I, II, or III Controlled Substance	12	3	25.0%
Dealing Sched IV Controlled Substance	1	0	0.0%
Domestic Battery	2	1	50.0%
Driving After Forfeiture	1	1	100%
Driving While Intoxicated	5	1	20.0%
Escape/Failure to Return	4	1	25.0%



**2012 Recidivism Report  
(2009 Releases)**

**HENRY County  
(Based on County of Commitment)**

<b>MOST SERIOUS OFFENSE</b>	<b>2009 Releases</b>	<b>Number of Recidivists</b>	<b>RECIDIVISM RATE</b>
Failure to Return to Lawful Detention	6	4	66.7%
Felon in Possession of a Firearm	1	1	100%
Forgery	2	1	50.0%
Habitual Offender Controlled Substance	1	0	0.0%
Incest	1	0	0.0%
Intimidation	1	0	0.0%
Maintaining a Common Nuisance	1	1	100%
Operating Vehicle Intoxicated-Prior Conviction	6	4	66.7%
Operating Vehicle While Privileges Suspended	2	1	50.0%
Operating Vehicle w/Lifetime Suspension	4	1	25.0%
Possession - Destructive Device	1	1	100%
Possession of Controlled Substance	5	2	40.0%
Possession of Marijuana, Hash Oil, or Hashish	4	1	25.0%
Prisoner Poss. Dangerous Device/Material	1	0	0.0%
Resisting Law Enforcement	2	0	0.0%
Robbery	2	1	50.0%
Sexual Misconduct with a Minor	1	1	100%
Theft, Receiving Stolen Property	18	6	33.3%
	123	46	37.4%

**2012 Recidivism Report  
(2009 Releases)**

**HOWARD County  
(Based on County of Commitment)**

RETURN TYPE	Number of Recidivists	PERCENT OF RETURNS
COURT SUPERVISION VIOLATION	11	21.2%
NEW CHARGE	24	46.2%
PAROLE VIOLATION - NEW CHARGE	4	7.7%
PAROLE VIOLATION - TECHNICAL	13	25.0%
	52	100%

RELEASE TYPE	2009 Releases	Number of Recidivists	RECIDIVISM RATE
CTP	46	8	17.4%
DISCHARGE	4	1	25.0%
PAROLE	61	24	39.3%
PROBATION	89	19	21.3%
	200	52	26.0%

GENDER	2009 Releases	Number of Recidivists	RECIDIVISM RATE
FEMALE	23	4	17.4%
MALE	177	48	27.1%
	200	52	26.0%

RACE	2009 Releases	Number of Recidivists	RECIDIVISM RATE
AFRICAN AMERICAN	81	20	24.7%
CAUCASIAN	116	31	26.7%
HISPANIC	1	1	100%
OTHER	2	0	0.0%
	200	52	26.0%

**2012 Recidivism Report  
(2009 Releases)**

**HOWARD County  
(Based on County of Commitment)**

<b>FELONY LEVEL</b>	<b>2009 Releases</b>	<b>Number of Recidivists</b>	<b>RECIDIVISM RATE</b>
Felony A	4	1	25.0%
Felony B	66	11	16.7%
Felony C	45	13	28.9%
Felony D	85	27	31.8%
	200	52	26.0%

<b>OFFENSE CATEGORY</b>	<b>2009 Releases</b>	<b>Number of Recidivists</b>	<b>RECIDIVISM RATE</b>
CONTROLLED SUBSTANCE	78	13	16.7%
OTHER	45	13	28.9%
PERSON	28	10	35.7%
PROPERTY	34	8	23.5%
SEX OFFENSE	14	7	50.0%
WEAPON	1	1	100%
	200	52	26.0%

<b>MOST SERIOUS OFFENSE</b>	<b>2009 Releases</b>	<b>Number of Recidivists</b>	<b>RECIDIVISM RATE</b>
Aggravated Battery	2	0	0.0%
Aiding, Inducing or Causing an Offense	2	1	50.0%
Attempt to Commit a Felony	7	2	28.6%
Auto Theft, Receiving Stolen Parts	1	0	0.0%
Battery	4	2	50.0%
Burglary	12	1	8.3%
Child Molesting	6	4	66.7%
Child Solicitation	1	1	100%
Conspiracy	5	2	40.0%
Criminal Confinement	1	0	0.0%
Criminal Recklessness	2	2	100%
Dealing Cocaine or Narcotic	27	3	11.1%
Dealing Marijuana, Hash Oil, or Hashish	2	0	0.0%
Dealing Sched I, II, or III Controlled Substance	5	1	20.0%
Domestic Battery	1	1	100%
Driving While Intoxicated	12	0	0.0%
Escape/Failure to Return	2	0	0.0%

**2012 Recidivism Report  
(2009 Releases)**

**HOWARD County  
(Based on County of Commitment)**

<b>MOST SERIOUS OFFENSE</b>	<b>2009 Releases</b>	<b>Number of Recidivists</b>	<b>RECIDIVISM RATE</b>
Felon in Possession of a Firearm	1	1	100%
Forgery	4	1	25.0%
Maintaining a Common Nuisance	2	1	50.0%
Neglect of a Dependent	2	1	50.0%
Non-Support of Dependent Child	2	1	50.0%
Operating Vehicle Intoxicated-Endanger	4	1	25.0%
Operating Vehicle While Privileges Suspended	6	2	33.3%
Operating Vehicle w/Lifetime Suspension	3	2	66.7%
Possession - Syringe/Needle	3	2	66.7%
Possession of Cocaine or Narcotic	26	3	11.5%
Possession of Controlled Substance	6	1	16.7%
Possession of Marijuana, Hash Oil, or Hashish	8	3	37.5%
Possession of Methamphetamine Substance Tax	1	0	0.0%
Possession of Precursors	1	1	100%
Prescription Fraud	1	1	100%
Public Indecency	1	0	0.0%
Rape	2	1	50.0%
Reckless Homicide	1	0	0.0%
Residential Entry	2	0	0.0%
Resisting Law Enforcement	2	0	0.0%
Robbery	9	3	33.3%
Sexual Battery	2	1	50.0%
Sexual Misconduct with a Minor	2	0	0.0%
Theft, Receiving Stolen Property	15	6	40.0%
Vicarious Sexual Gratification	1	0	0.0%
Voluntary Manslaughter	1	0	0.0%
	200	52	26.0%

**2012 Recidivism Report  
(2009 Releases)**

**HUNTINGTON County  
(Based on County of Commitment)**

RETURN TYPE	Number of Recidivists	PERCENT OF RETURNS
COURT SUPERVISION VIOLATION	37	43.0%
CTP TECH	1	1.2%
NEW CHARGE	37	43.0%
PAROLE VIOLATION - NEW CHARGE	6	7.0%
PAROLE VIOLATION - TECHNICAL	5	5.8%
	86	100%

RELEASE TYPE	2009 Releases	Number of Recidivists	RECIDIVISM RATE
CTP	1	1	100%
DISCHARGE	5	2	40.0%
PAROLE	97	33	34.0%
PROBATION	143	50	35.0%
	246	86	35.0%

GENDER	2009 Releases	Number of Recidivists	RECIDIVISM RATE
FEMALE	57	15	26.3%
MALE	189	71	37.6%
	246	86	35.0%

RACE	2009 Releases	Number of Recidivists	RECIDIVISM RATE
AFRICAN AMERICAN	8	2	25.0%
CAUCASIAN	227	82	36.1%
HISPANIC	7	2	28.6%
OTHER	4	0	0.0%
	246	86	35.0%

**2012 Recidivism Report  
(2009 Releases)**

**HUNTINGTON County  
(Based on County of Commitment)**

<b>FELONY LEVEL</b>	<b>2009 Releases</b>	<b>Number of Recidivists</b>	<b>RECIDIVISM RATE</b>
Felony A	1	0	0.0%
Felony B	20	8	40.0%
Felony C	52	19	36.5%
Felony D	173	59	34.1%
	246	86	35.0%

<b>OFFENSE CATEGORY</b>	<b>2009 Releases</b>	<b>Number of Recidivists</b>	<b>RECIDIVISM RATE</b>
CONTROLLED SUBSTANCE	33	18	54.5%
OTHER	98	28	28.6%
PERSON	28	8	28.6%
PROPERTY	68	22	32.4%
SEX OFFENSE	19	10	52.6%
	246	86	35.0%

<b>MOST SERIOUS OFFENSE</b>	<b>2009 Releases</b>	<b>Number of Recidivists</b>	<b>RECIDIVISM RATE</b>
Aiding, Inducing or Causing an Offense	3	0	0.0%
Attempt to Commit a Felony	1	0	0.0%
Auto Theft, Receiving Stolen Parts	1	1	100%
Battery	10	4	40.0%
Burglary	17	5	29.4%
Check Fraud	1	1	100%
Child Molesting	5	3	60.0%
Child Seduction	1	0	0.0%
Criminal Confinement	2	0	0.0%
Criminal Deviate Conduct	1	1	100%
Criminal Recklessness	3	1	33.3%
Dealing Cocaine or Narcotic	4	2	50.0%
Dealing Marijuana, Hash Oil, or Hashish	1	0	0.0%
Dealing Sched I, II, or III Controlled Substance	1	0	0.0%
Domestic Battery	7	2	28.6%
Driving While Intoxicated	2	0	0.0%
Driving While Suspended/Oper Veh HTV	1	1	100%
Failure to Register as a Sex Offender	2	1	50.0%

**2012 Recidivism Report  
(2009 Releases)**

**HUNTINGTON County  
(Based on County of Commitment)**

<b>MOST SERIOUS OFFENSE</b>	<b>2009 Releases</b>	<b>Number of Recidivists</b>	<b>RECIDIVISM RATE</b>
Forgery	12	5	41.7%
Fraud on Financial Institution	1	0	0.0%
Home Improvement Fraud/Enhanced	1	0	0.0%
Identity Deception	1	1	100%
Intimidation	1	0	0.0%
Non-Support of Dependent Child	24	7	29.2%
Obstruction of Justice	1	1	100%
Operating Vehicle Intoxicated-Endanger	1	0	0.0%
Operating Vehicle Intoxicated-Prior Conviction	52	16	30.8%
Operating Vehicle While Privileges Suspended	6	1	16.7%
Operating Vehicle w/Lifetime Suspension	3	1	33.3%
Possession of Controlled Substance	11	8	72.7%
Possession of Marijuana, Hash Oil, or Hashish	13	7	53.8%
Possession of Methamphetamine Substance Tax	1	0	0.0%
Possession of Paraphernalia	1	1	100%
Rape	1	1	100%
Residential Entry	2	0	0.0%
Resisting Law Enforcement	2	0	0.0%
Robbery	1	0	0.0%
Sale of Legend Drug	1	0	0.0%
Sexual Battery	1	1	100%
Sexual Misconduct	2	0	0.0%
Sexual Misconduct with a Minor	8	4	50.0%
Strangulation	2	1	50.0%
Theft, Receiving Stolen Property	31	9	29.0%
Trafficking with an Inmate	1	0	0.0%
Voluntary Manslaughter	1	0	0.0%
Welfare Fraud	1	0	0.0%
	246	86	35.0%

**2012 Recidivism Report  
(2009 Releases)**

**JACKSON County  
(Based on County of Commitment)**

RETURN TYPE	Number of Recidivists	PERCENT OF RETURNS
COURT SUPERVISION VIOLATION	9	15.3%
NEW CHARGE	28	47.5%
PAROLE VIOLATION - NEW CHARGE	8	13.6%
PAROLE VIOLATION - TECHNICAL	14	23.7%
	59	100%

RELEASE TYPE	2009 Releases	Number of Recidivists	RECIDIVISM RATE
DISCHARGE	17	9	52.9%
PAROLE	109	40	36.7%
PROBATION	49	10	20.4%
	175	59	33.7%

GENDER	2009 Releases	Number of Recidivists	RECIDIVISM RATE
FEMALE	26	8	30.8%
MALE	149	51	34.2%
	175	59	33.7%

RACE	2009 Releases	Number of Recidivists	RECIDIVISM RATE
AFRICAN AMERICAN	6	4	66.7%
CAUCASIAN	152	54	35.5%
HISPANIC	14	1	7.1%
OTHER	3	0	0.0%
	175	59	33.7%



**2012 Recidivism Report  
(2009 Releases)**

**JACKSON County  
(Based on County of Commitment)**

<b>FELONY LEVEL</b>	<b>2009 Releases</b>	<b>Number of Recidivists</b>	<b>RECIDIVISM RATE</b>
Felony A	1	0	0.0%
Felony B	31	9	29.0%
Felony C	45	16	35.6%
Felony D	98	34	34.7%
	175	59	33.7%

<b>OFFENSE CATEGORY</b>	<b>2009 Releases</b>	<b>Number of Recidivists</b>	<b>RECIDIVISM RATE</b>
CONTROLLED SUBSTANCE	33	11	33.3%
OTHER	46	14	30.4%
PERSON	25	10	40.0%
PROPERTY	61	23	37.7%
SEX OFFENSE	9	1	11.1%
WEAPON	1	0	0.0%
	175	59	33.7%

<b>MOST SERIOUS OFFENSE</b>	<b>2009 Releases</b>	<b>Number of Recidivists</b>	<b>RECIDIVISM RATE</b>
Aggravated Battery	1	0	0.0%
Arson	1	1	100%
Assisting a Criminal	3	1	33.3%
Attempt to Commit a Felony	9	2	22.2%
Auto Theft, Receiving Stolen Parts	6	2	33.3%
Battery	10	5	50.0%
Burglary	12	4	33.3%
Child Molesting	5	0	0.0%
Criminal Confinement	3	1	33.3%
Criminal Recklessness	3	1	33.3%
Dealing Cocaine or Narcotic	8	3	37.5%
Dealing Marijuana, Hash Oil, or Hashish	1	0	0.0%
Dealing Methamphetamine	2	0	0.0%
Dealing Sched I, II, or III Controlled Substance	1	1	100%
Domestic Battery	1	0	0.0%
Driving While Intoxicated	3	0	0.0%
Escape/Failure to Return	1	1	100%

**2012 Recidivism Report  
(2009 Releases)**

**JACKSON County  
(Based on County of Commitment)**

<b>MOST SERIOUS OFFENSE</b>	<b>2009 Releases</b>	<b>Number of Recidivists</b>	<b>RECIDIVISM RATE</b>
Failure to Register as a Sex Offender	3	2	66.7%
Failure to Return to Lawful Detention	1	1	100%
Felon in Possession of a Firearm	1	0	0.0%
Forgery	2	0	0.0%
Intimidation	1	0	0.0%
Neglect of a Dependent	1	1	100%
Non-Support of Dependent Child	4	2	50.0%
Operating Vehicle Intoxicated-Prior Conviction	10	1	10.0%
Operating Vehicle While Privileges Suspended	4	2	50.0%
Operating Vehicle w/Lifetime Suspension	6	2	33.3%
Possession of Cocaine or Narcotic	5	1	20.0%
Possession of Controlled Substance	3	1	33.3%
Possession of Marijuana, Hash Oil, or Hashish	1	1	100%
Possession of Methamphetamine Substance Tax	11	4	36.4%
Possession of Precursors	1	0	0.0%
Residential Entry	1	1	100%
Resisting Law Enforcement	1	0	0.0%
Robbery	5	2	40.0%
Sale Without Identification	1	0	0.0%
Sexual Misconduct with a Minor	4	1	25.0%
Theft, Receiving Stolen Property	37	15	40.5%
Welfare Fraud	2	0	0.0%
	175	59	33.7%

**2012 Recidivism Report  
(2009 Releases)**

**JASPER County  
(Based on County of Commitment)**

RETURN TYPE	Number of Recidivists	PERCENT OF RETURNS
COURT SUPERVISION VIOLATION	3	33.3%
CTP TECH	1	11.1%
NEW CHARGE	3	33.3%
PAROLE VIOLATION - NEW CHARGE	2	22.2%
	9	100%

RELEASE TYPE	2009 Releases	Number of Recidivists	RECIDIVISM RATE
CTP	7	3	42.9%
DISCHARGE	3	1	33.3%
PAROLE	12	1	8.3%
PROBATION	15	4	26.7%
	37	9	24.3%

GENDER	2009 Releases	Number of Recidivists	RECIDIVISM RATE
FEMALE	4	0	0.0%
MALE	33	9	27.3%
	37	9	24.3%

RACE	2009 Releases	Number of Recidivists	RECIDIVISM RATE
AFRICAN AMERICAN	2	0	0.0%
CAUCASIAN	33	9	27.3%
HISPANIC	2	0	0.0%
	37	9	24.3%

**2012 Recidivism Report  
(2009 Releases)**

**JASPER County  
(Based on County of Commitment)**

<b>FELONY LEVEL</b>	<b>2009 Releases</b>	<b>Number of Recidivists</b>	<b>RECIDIVISM RATE</b>
Felony B	7	3	42.9%
Felony C	12	3	25.0%
Felony D	18	3	16.7%
	37	9	24.3%

<b>OFFENSE CATEGORY</b>	<b>2009 Releases</b>	<b>Number of Recidivists</b>	<b>RECIDIVISM RATE</b>
CONTROLLED SUBSTANCE	9	3	33.3%
OTHER	3	0	0.0%
PERSON	5	1	20.0%
PROPERTY	17	4	23.5%
SEX OFFENSE	2	0	0.0%
WEAPON	1	1	100%
	37	9	24.3%

<b>MOST SERIOUS OFFENSE</b>	<b>2009 Releases</b>	<b>Number of Recidivists</b>	<b>RECIDIVISM RATE</b>
Battery	3	1	33.3%
Burglary	5	2	40.0%
Carrying Handgun w/o License	1	1	100%
Child Molesting	2	0	0.0%
Conspiracy	1	0	0.0%
Criminal Confinement	1	0	0.0%
Criminal Mischief	1	1	100%
Dealing Cocaine or Narcotic	2	1	50.0%
Dealing Sched I, II, or III Controlled Substance	1	0	0.0%
Driving While Intoxicated	1	0	0.0%
Forgery	2	0	0.0%
Identity Deception	1	0	0.0%
Intimidation	1	0	0.0%
Possession of Cocaine or Narcotic	3	1	33.3%
Possession of Controlled Substance	2	1	50.0%
Possession of Marijuana, Hash Oil, or Hashish	1	0	0.0%
Residential Entry	1	0	0.0%
Resisting Law Enforcement	1	0	0.0%

**2012 Recidivism Report  
(2009 Releases)**

**JASPER County  
(Based on County of Commitment)**

<b>MOST SERIOUS OFFENSE</b>	<b>2009 Releases</b>	<b>Number of Recidivists</b>	<b>RECIDIVISM RATE</b>
Theft, Receiving Stolen Property	7	1	14.3%
	37	9	24.3%

**2012 Recidivism Report  
(2009 Releases)**

**JAY County  
(Based on County of Commitment)**

RETURN TYPE	Number of Recidivists	PERCENT OF RETURNS
COURT SUPERVISION VIOLATION	6	33.3%
CTP TECH	1	5.6%
NEW CHARGE	6	33.3%
PAROLE VIOLATION - NEW CHARGE	1	5.6%
PAROLE VIOLATION - TECHNICAL	4	22.2%
	18	100%

RELEASE TYPE	2009 Releases	Number of Recidivists	RECIDIVISM RATE
CTP	9	5	55.6%
PAROLE	24	8	33.3%
PROBATION	18	5	27.8%
	51	18	35.3%

GENDER	2009 Releases	Number of Recidivists	RECIDIVISM RATE
FEMALE	12	1	8.3%
MALE	39	17	43.6%
	51	18	35.3%

RACE	2009 Releases	Number of Recidivists	RECIDIVISM RATE
CAUCASIAN	49	16	32.7%
HISPANIC	2	2	100%
	51	18	35.3%

**2012 Recidivism Report  
(2009 Releases)**

**JAY County  
(Based on County of Commitment)**

<b>FELONY LEVEL</b>	<b>2009 Releases</b>	<b>Number of Recidivists</b>	<b>RECIDIVISM RATE</b>
Felony B	25	7	28.0%
Felony C	14	8	57.1%
Felony D	12	3	25.0%
	51	18	35.3%

<b>OFFENSE CATEGORY</b>	<b>2009 Releases</b>	<b>Number of Recidivists</b>	<b>RECIDIVISM RATE</b>
CONTROLLED SUBSTANCE	22	7	31.8%
OTHER	7	3	42.9%
PERSON	5	1	20.0%
PROPERTY	12	4	33.3%
SEX OFFENSE	3	2	66.7%
WEAPON	2	1	50.0%
	51	18	35.3%

<b>MOST SERIOUS OFFENSE</b>	<b>2009 Releases</b>	<b>Number of Recidivists</b>	<b>RECIDIVISM RATE</b>
Arson	1	0	0.0%
Attempt to Commit a Felony	3	1	33.3%
Burglary	8	3	37.5%
Carrying Handgun w/o License	1	1	100%
Child Molesting	1	1	100%
Controlled Substance Registration	2	0	0.0%
Criminal Confinement	3	0	0.0%
Dealing Cocaine or Narcotic	5	2	40.0%
Dealing Sched I, II, or III Controlled Substance	7	2	28.6%
Dealing Sched IV Controlled Substance	2	2	100%
Felon in Possession of a Firearm	1	0	0.0%
Forgery	1	0	0.0%
Fraud on Financial Institution	1	1	100%
Non-Support of Dependent Child	1	0	0.0%
Operating Vehicle Intoxicated-Prior Conviction	1	0	0.0%
Operating Vehicle While Privileges Suspended	1	1	100%
Possession of Cocaine or Narcotic	3	0	0.0%
Possession of Controlled Substance	2	1	50.0%

**2012 Recidivism Report  
(2009 Releases)****JAY County  
(Based on County of Commitment)**

<b>MOST SERIOUS OFFENSE</b>	<b>2009 Releases</b>	<b>Number of Recidivists</b>	<b>RECIDIVISM RATE</b>
Possession of Methamphetamine Substance Tax	1	0	0.0%
Resisting Law Enforcement	1	1	100%
Robbery	1	0	0.0%
Sexual Misconduct with a Minor	2	1	50.0%
Strangulation	1	1	100%
Theft, Receiving Stolen Property	1	0	0.0%
	51	18	35.3%



**2012 Recidivism Report  
(2009 Releases)**

**JEFFERSON County  
(Based on County of Commitment)**

RETURN TYPE	Number of Recidivists	PERCENT OF RETURNS
COURT SUPERVISION VIOLATION	2	7.7%
NEW CHARGE	9	34.6%
PAROLE VIOLATION - NEW CHARGE	4	15.4%
PAROLE VIOLATION - TECHNICAL	11	42.3%
	26	100%

RELEASE TYPE	2009 Releases	Number of Recidivists	RECIDIVISM RATE
CTP	12	0	0.0%
DISCHARGE	1	0	0.0%
PAROLE	43	21	48.8%
PROBATION	21	5	23.8%
	77	26	33.8%

GENDER	2009 Releases	Number of Recidivists	RECIDIVISM RATE
FEMALE	14	4	28.6%
MALE	63	22	34.9%
	77	26	33.8%

RACE	2009 Releases	Number of Recidivists	RECIDIVISM RATE
AFRICAN AMERICAN	5	1	20.0%
CAUCASIAN	69	24	34.8%
OTHER	3	1	33.3%
	77	26	33.8%

**2012 Recidivism Report  
(2009 Releases)**

**JEFFERSON County  
(Based on County of Commitment)**

<b>FELONY LEVEL</b>	<b>2009 Releases</b>	<b>Number of Recidivists</b>	<b>RECIDIVISM RATE</b>
Felony A	2	0	0.0%
Felony B	13	3	23.1%
Felony C	22	7	31.8%
Felony D	40	16	40.0%
	77	26	33.8%

<b>OFFENSE CATEGORY</b>	<b>2009 Releases</b>	<b>Number of Recidivists</b>	<b>RECIDIVISM RATE</b>
CONTROLLED SUBSTANCE	23	4	17.4%
OTHER	18	5	27.8%
PERSON	10	5	50.0%
PROPERTY	24	10	41.7%
SEX OFFENSE	1	1	100%
WEAPON	1	1	100%
	77	26	33.8%

<b>MOST SERIOUS OFFENSE</b>	<b>2009 Releases</b>	<b>Number of Recidivists</b>	<b>RECIDIVISM RATE</b>
Assisting a Criminal	1	0	0.0%
Attempt to Commit a Felony	2	2	100%
Battery	5	3	60.0%
Burglary	5	1	20.0%
Carrying Handgun w/o License	1	1	100%
Child Molesting	1	1	100%
Controlled Substance Registration	1	0	0.0%
Criminal Confinement	2	0	0.0%
Criminal Gang Activity	1	0	0.0%
Criminal Mischief	1	0	0.0%
Dealing Cocaine or Narcotic	9	1	11.1%
Dealing Methamphetamine	2	0	0.0%
Domestic Battery	1	1	100%
Driving While Intoxicated	1	0	0.0%
Escape/Failure to Return	1	1	100%
Forgery	2	0	0.0%
Fraud	1	0	0.0%

**2012 Recidivism Report  
(2009 Releases)**

**JEFFERSON County  
(Based on County of Commitment)**

<b>MOST SERIOUS OFFENSE</b>	<b>2009 Releases</b>	<b>Number of Recidivists</b>	<b>RECIDIVISM RATE</b>
Intimidation	1	1	100%
Maintaining a Common Nuisance	1	0	0.0%
Operating Vehicle Intoxicated-Prior Conviction	2	0	0.0%
Operating Vehicle While Privileges Suspended	4	0	0.0%
Operating Vehicle w/Lifetime Suspension	4	0	0.0%
Possession of Cocaine or Narcotic	4	0	0.0%
Possession of Controlled Substance	1	1	100%
Possession of Marijuana, Hash Oil, or Hashish	1	0	0.0%
Possession of Methamphetamine Substance Tax	3	2	66.7%
Possession of Prescription/Allergy Drug	1	0	0.0%
Residential Entry	1	1	100%
Resisting Law Enforcement	1	1	100%
Theft, Receiving Stolen Property	14	8	57.1%
Trafficking with an Inmate	2	1	50.0%
	77	26	33.8%

**2012 Recidivism Report  
(2009 Releases)**

**JENNINGS County  
(Based on County of Commitment)**

RETURN TYPE	Number of Recidivists	PERCENT OF RETURNS
COURT SUPERVISION VIOLATION	13	35.1%
NEW CHARGE	14	37.8%
PAROLE VIOLATION - NEW CHARGE	1	2.7%
PAROLE VIOLATION - TECHNICAL	9	24.3%
	37	100%

RELEASE TYPE	2009 Releases	Number of Recidivists	RECIDIVISM RATE
CTP	1	0	0.0%
DISCHARGE	16	3	18.8%
PAROLE	61	21	34.4%
PROBATION	41	13	31.7%
	119	37	31.1%

GENDER	2009 Releases	Number of Recidivists	RECIDIVISM RATE
FEMALE	15	3	20.0%
MALE	104	34	32.7%
	119	37	31.1%

RACE	2009 Releases	Number of Recidivists	RECIDIVISM RATE
CAUCASIAN	116	36	31.0%
HISPANIC	2	1	50.0%
OTHER	1	0	0.0%
	119	37	31.1%

**2012 Recidivism Report  
(2009 Releases)**

**JENNINGS County  
(Based on County of Commitment)**

<b>FELONY LEVEL</b>	<b>2009 Releases</b>	<b>Number of Recidivists</b>	<b>RECIDIVISM RATE</b>
Felony B	25	7	28.0%
Felony C	28	12	42.9%
Felony D	66	18	27.3%
	119	37	31.1%

<b>OFFENSE CATEGORY</b>	<b>2009 Releases</b>	<b>Number of Recidivists</b>	<b>RECIDIVISM RATE</b>
CONTROLLED SUBSTANCE	37	6	16.2%
OTHER	21	6	28.6%
PERSON	16	8	50.0%
PROPERTY	38	14	36.8%
SEX OFFENSE	4	2	50.0%
WEAPON	3	1	33.3%
	119	37	31.1%

<b>MOST SERIOUS OFFENSE</b>	<b>2009 Releases</b>	<b>Number of Recidivists</b>	<b>RECIDIVISM RATE</b>
Aiding, Inducing or Causing an Offense	1	0	0.0%
Attempt to Commit a Felony	2	1	50.0%
Auto Theft, Receiving Stolen Parts	2	1	50.0%
Battery	4	1	25.0%
Battery by Bodily Waste	1	1	100%
Burglary	9	5	55.6%
Child Molesting	3	1	33.3%
Criminal Confinement	1	1	100%
Criminal Recklessness	2	1	50.0%
Dealing Cocaine or Narcotic	7	0	0.0%
Dealing Methamphetamine	1	0	0.0%
Dealing Sched I, II, or III Controlled Substance	6	2	33.3%
Domestic Battery	3	2	66.7%
Driving While Suspended/Oper Veh HTV	1	0	0.0%
Failure to Register as a Sex Offender	1	0	0.0%
Felon in Possession of a Firearm	2	0	0.0%
Forgery	5	3	60.0%
Fraud	1	0	0.0%

**2012 Recidivism Report  
(2009 Releases)**

**JENNINGS County  
(Based on County of Commitment)**

<b>MOST SERIOUS OFFENSE</b>	<b>2009 Releases</b>	<b>Number of Recidivists</b>	<b>RECIDIVISM RATE</b>
Intimidation	1	0	0.0%
Maintaining a Common Nuisance	1	0	0.0%
Neglect of a Dependent	1	0	0.0%
Non-Support of Dependent Child	2	2	100%
Operating Vehicle Intoxicated-Prior Conviction	4	2	50.0%
Operating Vehicle While Privileges Suspended	1	0	0.0%
Operating Vehicle w/Lifetime Suspension	4	0	0.0%
Pointing a Firearm	1	1	100%
Possession - Syringe/Needle	2	0	0.0%
Possession of Cocaine or Narcotic	4	1	25.0%
Possession of Controlled Substance	7	1	14.3%
Possession of Marijuana, Hash Oil, or Hashish	3	0	0.0%
Possession of Methamphetamine Substance Tax	4	0	0.0%
Possession of Precursors	2	1	50.0%
Possession of Prescription/Allergy Drug	2	1	50.0%
Possession/Use of Legend Drug	2	1	50.0%
Reckless Homicide	1	0	0.0%
Residential Entry	6	1	16.7%
Resisting Law Enforcement	1	0	0.0%
Robbery	2	2	100%
Sexual Misconduct with a Minor	1	1	100%
Theft, Receiving Stolen Property	14	4	28.6%
Welfare Fraud	1	0	0.0%
	<b>119</b>	<b>37</b>	<b>31.1%</b>

**2012 Recidivism Report  
(2009 Releases)**

**JOHNSON County  
(Based on County of Commitment)**

RETURN TYPE	Number of Recidivists	PERCENT OF RETURNS
COURT SUPERVISION VIOLATION	37	27.8%
CTP TECH	1	0.8%
NEW CHARGE	57	42.9%
PAROLE VIOLATION - NEW CHARGE	15	11.3%
PAROLE VIOLATION - TECHNICAL	23	17.3%
	133	100%

RELEASE TYPE	2009 Releases	Number of Recidivists	RECIDIVISM RATE
CTP	16	10	62.5%
DISCHARGE	15	5	33.3%
PAROLE	242	72	29.8%
PROBATION	122	46	37.7%
	395	133	33.7%

GENDER	2009 Releases	Number of Recidivists	RECIDIVISM RATE
FEMALE	76	25	32.9%
MALE	319	108	33.9%
	395	133	33.7%

RACE	2009 Releases	Number of Recidivists	RECIDIVISM RATE
AFRICAN AMERICAN	30	10	33.3%
CAUCASIAN	349	120	34.4%
HISPANIC	13	2	15.4%
OTHER	3	1	33.3%
	395	133	33.7%

**2012 Recidivism Report  
(2009 Releases)**

**JOHNSON County  
(Based on County of Commitment)**

<b>FELONY LEVEL</b>	<b>2009 Releases</b>	<b>Number of Recidivists</b>	<b>RECIDIVISM RATE</b>
Felony A	2	0	0.0%
Felony B	38	19	50.0%
Felony C	76	31	40.8%
Felony D	279	83	29.7%
	395	133	33.7%

<b>OFFENSE CATEGORY</b>	<b>2009 Releases</b>	<b>Number of Recidivists</b>	<b>RECIDIVISM RATE</b>
CONTROLLED SUBSTANCE	75	24	32.0%
OTHER	131	37	28.2%
PERSON	42	15	35.7%
PROPERTY	127	46	36.2%
SEX OFFENSE	17	9	52.9%
WEAPON	3	2	66.7%
	395	133	33.7%

<b>MOST SERIOUS OFFENSE</b>	<b>2009 Releases</b>	<b>Number of Recidivists</b>	<b>RECIDIVISM RATE</b>
Accident/Failure to Stop	1	1	100%
Aiding, Inducing or Causing an Offense	3	2	66.7%
Arson	1	0	0.0%
Attempt to Commit a Felony	6	3	50.0%
Auto Theft, Receiving Stolen Parts	1	0	0.0%
Battery	6	3	50.0%
Battery by Bodily Waste	1	0	0.0%
Burglary	15	6	40.0%
Carjacking	1	1	100%
Check Fraud	1	1	100%
Child Molesting	11	7	63.6%
Conspiracy	2	1	50.0%
Controlled Substance Registration	2	0	0.0%
Criminal Confinement	4	1	25.0%
Criminal Recklessness	2	2	100%
Dealing Cocaine or Narcotic	6	3	50.0%
Dealing Marijuana, Hash Oil, or Hashish	3	0	0.0%



**2012 Recidivism Report  
(2009 Releases)**

**JOHNSON County  
(Based on County of Commitment)**

<b>MOST SERIOUS OFFENSE</b>	<b>2009 Releases</b>	<b>Number of Recidivists</b>	<b>RECIDIVISM RATE</b>
Dealing Sched I, II, or III Controlled Substance	3	1	33.3%
Dealing Sched IV Controlled Substance	1	0	0.0%
Domestic Battery	5	1	20.0%
Driving While Intoxicated	4	1	25.0%
Driving While Intoxicated-Death	1	0	0.0%
Driving While Suspended/Restricted	1	0	0.0%
Escape/Failure to Return	1	1	100%
Failure to Register as a Sex Offender	4	2	50.0%
Failure to Return to Lawful Detention	6	3	50.0%
Felon in Possession of a Firearm	2	1	50.0%
Forgery	21	12	57.1%
Fraud	1	1	100%
Fraud on Financial Institution	1	0	0.0%
Habitual Offender Substance Abuse	1	1	100%
Identity Deception	2	2	100%
Intimidation	7	1	14.3%
Invasion of Privacy	2	1	50.0%
Non-Support of Dependent Child	9	2	22.2%
Obliterating Handgun I.D.	1	1	100%
Operating Vehicle Intoxicated-Death	1	0	0.0%
Operating Vehicle Intoxicated-Prior Conviction	60	12	20.0%
Operating Vehicle While Privileges Suspended	10	0	0.0%
Operating Vehicle w/Lifetime Suspension	13	4	30.8%
Possession of Cocaine or Narcotic	14	2	14.3%
Possession of Controlled Substance	20	8	40.0%
Possession of Marijuana, Hash Oil, or Hashish	21	8	38.1%
Possession of Methamphetamine Substance Tax	3	0	0.0%
Possession of Precursors	1	1	100%
Prescription Fraud	2	0	0.0%
Rape	1	1	100%
Residential Entry	2	1	50.0%
Resisting Law Enforcement	7	4	57.1%
Robbery	12	5	41.7%
Sexual Battery	1	0	0.0%

**2012 Recidivism Report  
(2009 Releases)****JOHNSON County  
(Based on County of Commitment)**

<b>MOST SERIOUS OFFENSE</b>	<b>2009 Releases</b>	<b>Number of Recidivists</b>	<b>RECIDIVISM RATE</b>
Sexual Misconduct with a Minor	4	1	25.0%
Strangulation	2	1	50.0%
Theft, Receiving Stolen Property	82	23	28.0%
	395	133	33.7%

**2012 Recidivism Report  
(2009 Releases)**

**KNOX County  
(Based on County of Commitment)**

RETURN TYPE	Number of Recidivists	PERCENT OF RETURNS
COURT SUPERVISION VIOLATION	4	21.1%
NEW CHARGE	6	31.6%
PAROLE VIOLATION - TECHNICAL	9	47.4%
	19	100%

RELEASE TYPE	2009 Releases	Number of Recidivists	RECIDIVISM RATE
CTP	3	1	33.3%
DISCHARGE	5	1	20.0%
PAROLE	38	12	31.6%
PROBATION	17	5	29.4%
	63	19	30.2%

GENDER	2009 Releases	Number of Recidivists	RECIDIVISM RATE
FEMALE	11	3	27.3%
MALE	52	16	30.8%
	63	19	30.2%

RACE	2009 Releases	Number of Recidivists	RECIDIVISM RATE
AFRICAN AMERICAN	9	3	33.3%
CAUCASIAN	49	15	30.6%
HISPANIC	3	1	33.3%
OTHER	2	0	0.0%
	63	19	30.2%

**2012 Recidivism Report  
(2009 Releases)**

**KNOX County  
(Based on County of Commitment)**

<b>FELONY LEVEL</b>	<b>2009 Releases</b>	<b>Number of Recidivists</b>	<b>RECIDIVISM RATE</b>
Felony A	3	1	33.3%
Felony B	21	10	47.6%
Felony C	14	5	35.7%
Felony D	24	3	12.5%
Murder	1	0	0.0%
	63	19	30.2%

<b>OFFENSE CATEGORY</b>	<b>2009 Releases</b>	<b>Number of Recidivists</b>	<b>RECIDIVISM RATE</b>
CONTROLLED SUBSTANCE	29	9	31.0%
OTHER	9	2	22.2%
PERSON	9	2	22.2%
PROPERTY	12	4	33.3%
SEX OFFENSE	4	2	50.0%
	63	19	30.2%

<b>MOST SERIOUS OFFENSE</b>	<b>2009 Releases</b>	<b>Number of Recidivists</b>	<b>RECIDIVISM RATE</b>
Attempt to Commit a Felony	2	1	50.0%
Battery	5	2	40.0%
Burglary	7	3	42.9%
Child Molesting	1	0	0.0%
Criminal Recklessness	1	0	0.0%
Dealing Cocaine or Narcotic	4	3	75.0%
Dealing Methamphetamine	2	1	50.0%
Dealing Sched I, II, or III Controlled Substance	10	3	30.0%
Failure to Return to Lawful Detention	1	0	0.0%
Forgery	2	1	50.0%
Maintaining a Common Nuisance	1	0	0.0%
Murder	1	0	0.0%
Neglect of a Dependent	1	0	0.0%
Non-Support of Dependent Child	3	1	33.3%
Operating Vehicle Intoxicated-Prior Conviction	1	0	0.0%
Possession of Cocaine or Narcotic	2	0	0.0%
Possession of Controlled Substance	5	1	20.0%

**2012 Recidivism Report  
(2009 Releases)****KNOX County  
(Based on County of Commitment)**

<b>MOST SERIOUS OFFENSE</b>	<b>2009 Releases</b>	<b>Number of Recidivists</b>	<b>RECIDIVISM RATE</b>
Possession of Methamphetamine Substance Tax	3	1	33.3%
Possession of Precursors	2	0	0.0%
Rape	1	1	100%
Resisting Law Enforcement	2	0	0.0%
Robbery	1	0	0.0%
Sexual Misconduct with a Minor	2	1	50.0%
Theft, Receiving Stolen Property	3	0	0.0%
	63	19	30.2%

**2012 Recidivism Report  
(2009 Releases)**

**KOSCIUSKO County  
(Based on County of Commitment)**

RETURN TYPE	Number of Recidivists	PERCENT OF RETURNS
COURT SUPERVISION VIOLATION	4	9.8%
NEW CHARGE	24	58.5%
PAROLE VIOLATION - NEW CHARGE	7	17.1%
PAROLE VIOLATION - TECHNICAL	6	14.6%
	41	100%

RELEASE TYPE	2009 Releases	Number of Recidivists	RECIDIVISM RATE
CTP	18	3	16.7%
DISCHARGE	7	0	0.0%
PAROLE	105	30	28.6%
PROBATION	47	8	17.0%
	177	41	23.2%

GENDER	2009 Releases	Number of Recidivists	RECIDIVISM RATE
FEMALE	21	1	4.8%
MALE	156	40	25.6%
	177	41	23.2%

RACE	2009 Releases	Number of Recidivists	RECIDIVISM RATE
AFRICAN AMERICAN	5	1	20.0%
CAUCASIAN	150	39	26.0%
HISPANIC	19	1	5.3%
OTHER	3	0	0.0%
	177	41	23.2%

**2012 Recidivism Report  
(2009 Releases)**

**KOSCIUSKO County  
(Based on County of Commitment)**

<b>FELONY LEVEL</b>	<b>2009 Releases</b>	<b>Number of Recidivists</b>	<b>RECIDIVISM RATE</b>
Felony A	1	0	0.0%
Felony B	25	10	40.0%
Felony C	59	13	22.0%
Felony D	92	18	19.6%
	177	41	23.2%

<b>OFFENSE CATEGORY</b>	<b>2009 Releases</b>	<b>Number of Recidivists</b>	<b>RECIDIVISM RATE</b>
CONTROLLED SUBSTANCE	46	12	26.1%
OTHER	39	4	10.3%
PERSON	27	10	37.0%
PROPERTY	54	14	25.9%
SEX OFFENSE	10	1	10.0%
WEAPON	1	0	0.0%
	177	41	23.2%

<b>MOST SERIOUS OFFENSE</b>	<b>2009 Releases</b>	<b>Number of Recidivists</b>	<b>RECIDIVISM RATE</b>
Aiding, Inducing or Causing an Offense	2	0	0.0%
Assisting a Criminal	1	1	100%
Attempt to Commit a Felony	2	0	0.0%
Auto Theft, Receiving Stolen Parts	3	1	33.3%
Battery	6	2	33.3%
Bribery	1	0	0.0%
Burglary	20	8	40.0%
Child Molesting	6	1	16.7%
Criminal Confinement	1	1	100%
Dealing Cocaine or Narcotic	5	2	40.0%
Dealing Marijuana, Hash Oil, or Hashish	2	1	50.0%
Domestic Battery	4	2	50.0%
Driving While Intoxicated	9	0	0.0%
Failure to Register as a Sex Offender	1	0	0.0%
Failure to Return to Lawful Detention	1	0	0.0%
Felon in Possession of a Firearm	1	0	0.0%
Forgery	10	2	20.0%

**2012 Recidivism Report  
(2009 Releases)**

**KOSCIUSKO County  
(Based on County of Commitment)**

<b>MOST SERIOUS OFFENSE</b>	<b>2009 Releases</b>	<b>Number of Recidivists</b>	<b>RECIDIVISM RATE</b>
Fraud	5	0	0.0%
Fraud on Financial Institution	1	1	100%
Identity Deception	1	0	0.0%
Intimidation	4	1	25.0%
Neglect of a Dependent	3	0	0.0%
Non-Support of Dependent Child	11	2	18.2%
Operating Vehicle Intoxicated-Death	1	0	0.0%
Operating Vehicle Intoxicated-Prior Conviction	4	0	0.0%
Operating Vehicle While Privileges Suspended	1	0	0.0%
Operating Vehicle w/Lifetime Suspension	4	1	25.0%
Possession of Cocaine or Narcotic	18	2	11.1%
Possession of Controlled Substance	7	1	14.3%
Possession of Controlled Substance Tax	2	1	50.0%
Possession of Marijuana, Hash Oil, or Hashish	3	0	0.0%
Possession of Methamphetamine Substance Tax	1	1	100%
Possession of Paraphernalia	1	1	100%
Possession of Precursors	7	3	42.9%
Reckless Homicide	1	0	0.0%
Residential Entry	1	0	0.0%
Resisting Law Enforcement	2	0	0.0%
Robbery	5	3	60.0%
Sexual Misconduct with a Minor	3	0	0.0%
Stalking	1	1	100%
Strangulation	1	0	0.0%
Theft, Receiving Stolen Property	13	2	15.4%
Vicarious Sexual Gratification	1	0	0.0%
	<b>177</b>	<b>41</b>	<b>23.2%</b>



**2012 Recidivism Report  
(2009 Releases)**

**LAGRANGE County  
(Based on County of Commitment)**

RETURN TYPE	Number of Recidivists	PERCENT OF RETURNS
COURT SUPERVISION VIOLATION	10	47.6%
NEW CHARGE	4	19.0%
PAROLE VIOLATION - NEW CHARGE	3	14.3%
PAROLE VIOLATION - TECHNICAL	4	19.0%
	21	100%

RELEASE TYPE	2009 Releases	Number of Recidivists	RECIDIVISM RATE
CTP	2	2	100%
DISCHARGE	9	2	22.2%
PAROLE	23	8	34.8%
PROBATION	60	9	15.0%
	94	21	22.3%

GENDER	2009 Releases	Number of Recidivists	RECIDIVISM RATE
FEMALE	6	1	16.7%
MALE	88	20	22.7%
	94	21	22.3%

RACE	2009 Releases	Number of Recidivists	RECIDIVISM RATE
AFRICAN AMERICAN	4	2	50.0%
CAUCASIAN	88	19	21.6%
HISPANIC	2	0	0.0%
	94	21	22.3%

**2012 Recidivism Report  
(2009 Releases)**

**LAGRANGE County  
(Based on County of Commitment)**

<b>FELONY LEVEL</b>	<b>2009 Releases</b>	<b>Number of Recidivists</b>	<b>RECIDIVISM RATE</b>
Felony A	4	1	25.0%
Felony B	20	3	15.0%
Felony C	16	7	43.8%
Felony D	54	10	18.5%
	94	21	22.3%

<b>OFFENSE CATEGORY</b>	<b>2009 Releases</b>	<b>Number of Recidivists</b>	<b>RECIDIVISM RATE</b>
CONTROLLED SUBSTANCE	28	4	14.3%
OTHER	24	3	12.5%
PERSON	5	1	20.0%
PROPERTY	32	12	37.5%
SEX OFFENSE	5	1	20.0%
	94	21	22.3%

<b>MOST SERIOUS OFFENSE</b>	<b>2009 Releases</b>	<b>Number of Recidivists</b>	<b>RECIDIVISM RATE</b>
Aiding, Inducing or Causing an Offense	4	0	0.0%
Auto Theft, Receiving Stolen Parts	1	0	0.0%
Battery	2	1	50.0%
Burglary	8	3	37.5%
Child Molesting	3	0	0.0%
Conspiracy	1	0	0.0%
Dealing Cocaine or Narcotic	6	1	16.7%
Dealing Sched I, II, or III Controlled Substance	1	0	0.0%
Driving While Intoxicated	5	0	0.0%
Failure to Register as a Sex Offender	1	0	0.0%
Failure to Return to Lawful Detention	1	0	0.0%
Forgery	4	4	100%
Fraud	1	1	100%
Identity Deception	2	2	100%
Intimidation	1	0	0.0%
Maintaining a Common Nuisance	4	0	0.0%
Neglect of a Dependent	1	0	0.0%
Non-Support of Dependent Child	5	2	40.0%

**2012 Recidivism Report  
(2009 Releases)**

**LAGRANGE County  
(Based on County of Commitment)**

<b>MOST SERIOUS OFFENSE</b>	<b>2009 Releases</b>	<b>Number of Recidivists</b>	<b>RECIDIVISM RATE</b>
Operating Vehicle Intoxicated-Prior Conviction	2	1	50.0%
Operating Vehicle w/Lifetime Suspension	3	0	0.0%
Possession of Cocaine or Narcotic	8	2	25.0%
Possession of Controlled Substance	1	0	0.0%
Possession of Marijuana, Hash Oil, or Hashish	2	0	0.0%
Possession of Methamphetamine	1	0	0.0%
Possession of Methamphetamine Substance Tax	4	0	0.0%
Possession of Precursors	1	1	100%
Residential Entry	1	0	0.0%
Resisting Law Enforcement	2	0	0.0%
Robbery	1	0	0.0%
Sexual Misconduct with a Minor	2	1	50.0%
Theft, Receiving Stolen Property	15	2	13.3%
	94	21	22.3%

**2012 Recidivism Report  
(2009 Releases)**

**LAKE County  
(Based on County of Commitment)**

RETURN TYPE	Number of Recidivists	PERCENT OF RETURNS
COURT SUPERVISION VIOLATION	14	10.0%
CTP NEW	3	2.1%
CTP TECH	7	5.0%
ESCAPE RETURN	1	0.7%
NEW CHARGE	36	25.7%
PAROLE VIOLATION - NEW CHARGE	25	17.9%
PAROLE VIOLATION - TECHNICAL	54	38.6%
	140	100%

RELEASE TYPE	2009 Releases	Number of Recidivists	RECIDIVISM RATE
CTP	137	45	32.8%
DISCHARGE	14	1	7.1%
PAROLE	305	81	26.6%
PROBATION	70	13	18.6%
	526	140	26.6%

GENDER	2009 Releases	Number of Recidivists	RECIDIVISM RATE
FEMALE	45	7	15.6%
MALE	481	133	27.7%
	526	140	26.6%

RACE	2009 Releases	Number of Recidivists	RECIDIVISM RATE
AFRICAN AMERICAN	332	88	26.5%
CAUCASIAN	141	40	28.4%
HISPANIC	49	12	24.5%
OTHER	4	0	0.0%
	526	140	26.6%

**2012 Recidivism Report  
(2009 Releases)**

**LAKE County  
(Based on County of Commitment)**

<b>FELONY LEVEL</b>	<b>2009 Releases</b>	<b>Number of Recidivists</b>	<b>RECIDIVISM RATE</b>
Felony A	19	1	5.3%
Felony B	113	35	31.0%
Felony C	216	64	29.6%
Felony D	159	36	22.6%
Murder	19	4	21.1%
	526	140	26.6%

<b>OFFENSE CATEGORY</b>	<b>2009 Releases</b>	<b>Number of Recidivists</b>	<b>RECIDIVISM RATE</b>
CONTROLLED SUBSTANCE	119	28	23.5%
OTHER	40	12	30.0%
PERSON	171	33	19.3%
PROPERTY	143	41	28.7%
SEX OFFENSE	33	17	51.5%
WEAPON	20	9	45.0%
	526	140	26.6%

<b>MOST SERIOUS OFFENSE</b>	<b>2009 Releases</b>	<b>Number of Recidivists</b>	<b>RECIDIVISM RATE</b>
Aggravated Battery	9	1	11.1%
Animal Fight Contest	1	1	100%
Arson	4	1	25.0%
Assisting a Criminal	2	0	0.0%
Attempt to Commit a Felony	18	6	33.3%
Auto Theft, Receiving Stolen Parts	18	8	44.4%
Battery	23	4	17.4%
Battery by Bodily Waste	2	0	0.0%
Burglary	39	17	43.6%
Carjacking	6	2	33.3%
Carrying Handgun w/o License	14	7	50.0%
Check Fraud	1	0	0.0%
Child Molesting	15	10	66.7%
Criminal Confinement	6	2	33.3%
Criminal Mischief	2	0	0.0%
Criminal Recklessness	19	5	26.3%

**2012 Recidivism Report  
(2009 Releases)**

**LAKE County  
(Based on County of Commitment)**

<b>MOST SERIOUS OFFENSE</b>	<b>2009 Releases</b>	<b>Number of Recidivists</b>	<b>RECIDIVISM RATE</b>
Dealing Cocaine or Narcotic	43	13	30.2%
Dealing Marijuana, Hash Oil, or Hashish	3	1	33.3%
Dealing Sched I, II, or III Controlled Substance	3	0	0.0%
Dealing Subs. Represent as Controlled Substances	1	0	0.0%
Domestic Battery	5	0	0.0%
Driving While Suspended/Oper Veh HTV	1	0	0.0%
Escape/Failure to Return	2	1	50.0%
Failure to Register as a Sex Offender	2	1	50.0%
Failure to Return to Lawful Detention	2	1	50.0%
Felon in Possession of a Firearm	4	2	50.0%
Forgery	6	1	16.7%
Fraud	3	0	0.0%
Fraud on Financial Institution	7	0	0.0%
Identity Deception	1	0	0.0%
Intimidation	7	1	14.3%
Involuntary Manslaughter	2	2	100%
Kidnapping	1	0	0.0%
Maintaining a Common Nuisance	2	1	50.0%
Murder	19	4	21.1%
Neglect of a Dependent	7	0	0.0%
Non-Support of Dependent Child	2	0	0.0%
Operating Vehicle Intoxicated-Death	1	0	0.0%
Operating Vehicle Intoxicated-Prior Conviction	1	0	0.0%
Operating Vehicle Intoxicated-Serious Bodily Injury	2	1	50.0%
Operating Vehicle While Privileges Suspended	3	0	0.0%
Operating Vehicle w/Lifetime Suspension	4	2	50.0%
Permitting Child To Possess A Firearm	1	0	0.0%
Pointing a Firearm	1	0	0.0%
Possession of Cocaine or Narcotic	42	6	14.3%
Possession of Controlled Substance	25	7	28.0%
Promoting Prostitution	1	0	0.0%
Rape	6	3	50.0%
Reckless Homicide	3	0	0.0%
Residential Entry	4	0	0.0%

**2012 Recidivism Report  
(2009 Releases)**

**LAKE County  
(Based on County of Commitment)**

<b>MOST SERIOUS OFFENSE</b>	<b>2009 Releases</b>	<b>Number of Recidivists</b>	<b>RECIDIVISM RATE</b>
Resisting Law Enforcement	2	0	0.0%
Robbery	50	11	22.0%
Sexual Battery	2	1	50.0%
Sexual Misconduct with a Minor	9	3	33.3%
Stalking	1	0	0.0%
Theft, Receiving Stolen Property	57	14	24.6%
Vicarious Sexual Gratification	1	0	0.0%
Voluntary Manslaughter	7	0	0.0%
Welfare Fraud	1	0	0.0%
	526	140	26.6%

2012 Recidivism Report  
(2009 Releases)

LAPORTE County  
(Based on County of Commitment)

RETURN TYPE	Number of Recidivists	PERCENT OF RETURNS
COURT SUPERVISION VIOLATION	21	40.4%
NEW CHARGE	12	23.1%
PAROLE VIOLATION - NEW CHARGE	5	9.6%
PAROLE VIOLATION - TECHNICAL	14	26.9%
	52	100%

RELEASE TYPE	2009 Releases	Number of Recidivists	RECIDIVISM RATE
CTP	13	6	46.2%
DISCHARGE	6	1	16.7%
PAROLE	65	21	32.3%
PROBATION	67	24	35.8%
	151	52	34.4%

GENDER	2009 Releases	Number of Recidivists	RECIDIVISM RATE
FEMALE	11	1	9.1%
MALE	140	51	36.4%
	151	52	34.4%

RACE	2009 Releases	Number of Recidivists	RECIDIVISM RATE
AFRICAN AMERICAN	73	26	35.6%
CAUCASIAN	74	26	35.1%
HISPANIC	4	0	0.0%
	151	52	34.4%



**2012 Recidivism Report  
(2009 Releases)**

**LAPORTE County  
(Based on County of Commitment)**

<b>FELONY LEVEL</b>	<b>2009 Releases</b>	<b>Number of Recidivists</b>	<b>RECIDIVISM RATE</b>
Felony A	3	0	0.0%
Felony B	93	32	34.4%
Felony C	43	17	39.5%
Felony D	9	3	33.3%
Murder	3	0	0.0%
	<i>151</i>	<i>52</i>	<i>34.4%</i>

<b>OFFENSE CATEGORY</b>	<b>2009 Releases</b>	<b>Number of Recidivists</b>	<b>RECIDIVISM RATE</b>
CONTROLLED SUBSTANCE	42	14	33.3%
OTHER	13	3	23.1%
PERSON	36	11	30.6%
PROPERTY	41	16	39.0%
SEX OFFENSE	18	8	44.4%
WEAPON	1	0	0.0%
	<i>151</i>	<i>52</i>	<i>34.4%</i>

<b>MOST SERIOUS OFFENSE</b>	<b>2009 Releases</b>	<b>Number of Recidivists</b>	<b>RECIDIVISM RATE</b>
Aggravated Battery	1	0	0.0%
Aiding, Inducing or Causing an Offense	3	1	33.3%
Arson	1	0	0.0%
Attempt to Commit a Felony	5	0	0.0%
Battery	2	1	50.0%
Burglary	25	12	48.0%
Child Exploitation	1	1	100%
Child Molesting	8	2	25.0%
Conspiracy	1	1	100%
Criminal Confinement	3	2	66.7%
Criminal Deviate Conduct	2	1	50.0%
Dealing Cocaine or Narcotic	33	10	30.3%
Dealing Sched I, II, or III Controlled Substance	3	1	33.3%
Felon in Possession of a Firearm	1	0	0.0%
Forgery	9	1	11.1%
Intimidation	2	1	50.0%

**2012 Recidivism Report  
(2009 Releases)**

**LAPORTE County  
(Based on County of Commitment)**

<b>MOST SERIOUS OFFENSE</b>	<b>2009 Releases</b>	<b>Number of Recidivists</b>	<b>RECIDIVISM RATE</b>
Murder	3	0	0.0%
Neglect of a Dependent	1	0	0.0%
Operating Vehicle While Privileges Suspended	1	0	0.0%
Operating Vehicle w/Lifetime Suspension	3	1	33.3%
Possession of Cocaine or Narcotic	5	3	60.0%
Possession of Prescription/Allergy Drug	1	0	0.0%
Rape	3	2	66.7%
Reckless Homicide	1	0	0.0%
Robbery	22	6	27.3%
Sexual Misconduct with a Minor	4	2	50.0%
Stalking	1	1	100%
Theft, Receiving Stolen Property	6	3	50.0%
	<i>151</i>	<i>52</i>	<i>34.4%</i>

**2012 Recidivism Report  
(2009 Releases)**

**LAWRENCE County  
(Based on County of Commitment)**

RETURN TYPE	Number of Recidivists	PERCENT OF RETURNS
COURT SUPERVISION VIOLATION	6	24.0%
NEW CHARGE	7	28.0%
PAROLE VIOLATION - NEW CHARGE	1	4.0%
PAROLE VIOLATION - TECHNICAL	11	44.0%
	25	100%

RELEASE TYPE	2009 Releases	Number of Recidivists	RECIDIVISM RATE
CTP	6	0	0.0%
DISCHARGE	2	0	0.0%
PAROLE	36	16	44.4%
PROBATION	28	9	32.1%
	72	25	34.7%

GENDER	2009 Releases	Number of Recidivists	RECIDIVISM RATE
FEMALE	20	5	25.0%
MALE	52	20	38.5%
	72	25	34.7%

RACE	2009 Releases	Number of Recidivists	RECIDIVISM RATE
AFRICAN AMERICAN	4	1	25.0%
CAUCASIAN	66	24	36.4%
HISPANIC	1	0	0.0%
OTHER	1	0	0.0%
	72	25	34.7%

**2012 Recidivism Report  
(2009 Releases)**

**LAWRENCE County  
(Based on County of Commitment)**

<b>FELONY LEVEL</b>	<b>2009 Releases</b>	<b>Number of Recidivists</b>	<b>RECIDIVISM RATE</b>
Felony B	16	8	50.0%
Felony C	25	11	44.0%
Felony D	30	6	20.0%
Habitual Enhancement	1	0	0.0%
	72	25	34.7%

<b>OFFENSE CATEGORY</b>	<b>2009 Releases</b>	<b>Number of Recidivists</b>	<b>RECIDIVISM RATE</b>
CONTROLLED SUBSTANCE	11	2	18.2%
OTHER	19	5	26.3%
PERSON	11	4	36.4%
PROPERTY	29	13	44.8%
SEX OFFENSE	2	1	50.0%
	72	25	34.7%

<b>MOST SERIOUS OFFENSE</b>	<b>2009 Releases</b>	<b>Number of Recidivists</b>	<b>RECIDIVISM RATE</b>
Attempt to Commit a Felony	3	1	33.3%
Battery	3	2	66.7%
Battery by Bodily Waste	1	1	100%
Burglary	12	7	58.3%
Child Molesting	1	0	0.0%
Conspiracy	2	0	0.0%
Dealing Cocaine or Narcotic	2	0	0.0%
Dealing Sched I, II, or III Controlled Substance	2	1	50.0%
Domestic Battery	2	0	0.0%
Driving While Intoxicated	2	0	0.0%
Driving While Intoxicated-Death	1	0	0.0%
Failure to Return to Lawful Detention	1	1	100%
Forgery	8	4	50.0%
Habitual Offender Traffic Laws	1	0	0.0%
Intimidation	1	1	100%
Maintaining a Common Nuisance	2	0	0.0%
Operating Vehicle While Privileges Suspended	4	1	25.0%
Operating Vehicle w/Lifetime Suspension	4	2	50.0%

**2012 Recidivism Report  
(2009 Releases)**

**LAWRENCE County  
(Based on County of Commitment)**

<b>MOST SERIOUS OFFENSE</b>	<b>2009 Releases</b>	<b>Number of Recidivists</b>	<b>RECIDIVISM RATE</b>
Possession of Cocaine or Narcotic	2	1	50.0%
Possession of Controlled Substance	1	0	0.0%
Possession of Marijuana, Hash Oil, or Hashish	2	0	0.0%
Resisting Law Enforcement	2	0	0.0%
Robbery	2	0	0.0%
Sexual Misconduct with a Minor	1	1	100%
Strangulation	1	0	0.0%
Theft, Receiving Stolen Property	9	2	22.2%
	72	25	34.7%

**2012 Recidivism Report  
(2009 Releases)**

**MADISON County  
(Based on County of Commitment)**

RETURN TYPE	Number of Recidivists	PERCENT OF RETURNS
COURT SUPERVISION VIOLATION	59	31.7%
CTP TECH	3	1.6%
ESCAPE RETURN	1	0.5%
NEW CHARGE	79	42.5%
PAROLE VIOLATION - NEW CHARGE	12	6.5%
PAROLE VIOLATION - TECHNICAL	32	17.2%
	186	100%

RELEASE TYPE	2009 Releases	Number of Recidivists	RECIDIVISM RATE
CTP	66	26	39.4%
DISCHARGE	12	5	41.7%
PAROLE	265	95	35.8%
PROBATION	128	60	46.9%
	471	186	39.5%

GENDER	2009 Releases	Number of Recidivists	RECIDIVISM RATE
FEMALE	78	27	34.6%
MALE	393	159	40.5%
	471	186	39.5%

RACE	2009 Releases	Number of Recidivists	RECIDIVISM RATE
AFRICAN AMERICAN	145	58	40.0%
CAUCASIAN	319	125	39.2%
HISPANIC	6	2	33.3%
OTHER	1	1	100%
	471	186	39.5%

**2012 Recidivism Report  
(2009 Releases)**

**MADISON County  
(Based on County of Commitment)**

<b>FELONY LEVEL</b>	<b>2009 Releases</b>	<b>Number of Recidivists</b>	<b>RECIDIVISM RATE</b>
Felony A	12	4	33.3%
Felony B	125	52	41.6%
Felony C	133	57	42.9%
Felony D	198	73	36.9%
Murder	3	0	0.0%
	<b>471</b>	<b>186</b>	<b>39.5%</b>

<b>OFFENSE CATEGORY</b>	<b>2009 Releases</b>	<b>Number of Recidivists</b>	<b>RECIDIVISM RATE</b>
CONTROLLED SUBSTANCE	89	30	33.7%
OTHER	118	46	39.0%
PERSON	81	30	37.0%
PROPERTY	150	63	42.0%
SEX OFFENSE	27	12	44.4%
WEAPON	6	5	83.3%
	<b>471</b>	<b>186</b>	<b>39.5%</b>

<b>MOST SERIOUS OFFENSE</b>	<b>2009 Releases</b>	<b>Number of Recidivists</b>	<b>RECIDIVISM RATE</b>
Aggravated Battery	1	0	0.0%
Aiding, Inducing or Causing an Offense	7	3	42.9%
Arson	3	2	66.7%
Attempt to Commit a Felony	10	3	30.0%
Auto Theft, Receiving Stolen Parts	4	2	50.0%
Battery	19	8	42.1%
Burglary	55	20	36.4%
Carrying Handgun w/o License	3	3	100%
Child Molesting	10	5	50.0%
Conspiracy	1	0	0.0%
Controlled Substance Registration	1	0	0.0%
Criminal Confinement	7	4	57.1%
Criminal Deviate Conduct	2	1	50.0%
Criminal Recklessness	6	2	33.3%
Dealing Cocaine or Narcotic	31	12	38.7%
Dealing Marijuana, Hash Oil, or Hashish	3	1	33.3%

**2012 Recidivism Report  
(2009 Releases)**

**MADISON County  
(Based on County of Commitment)**

<b>MOST SERIOUS OFFENSE</b>	<b>2009 Releases</b>	<b>Number of Recidivists</b>	<b>RECIDIVISM RATE</b>
Dealing Methamphetamine	1	0	0.0%
Dealing Sched I, II, or III Controlled Substance	8	3	37.5%
Dealing Sched IV Controlled Substance	1	0	0.0%
Domestic Battery	2	1	50.0%
Driving While Intoxicated	8	4	50.0%
Escape/Failure to Return	3	1	33.3%
Failure to Register as a Sex Offender	4	2	50.0%
Failure to Return to Lawful Detention	15	7	46.7%
Forgery	24	12	50.0%
Fraud	1	0	0.0%
Identity Deception	1	0	0.0%
Intimidation	8	4	50.0%
Maintaining a Common Nuisance	4	0	0.0%
Murder	3	0	0.0%
Neglect of a Dependent	5	0	0.0%
Non-Support of Dependent Child	21	8	38.1%
Obliterating Handgun I.D.	1	0	0.0%
Operating Vehicle Intoxicated-Death	2	1	50.0%
Operating Vehicle Intoxicated-Prior Conviction	19	8	42.1%
Operating Vehicle Intoxicated-Serious Bodily Injury	3	1	33.3%
Operating Vehicle While Privileges Suspended	4	3	75.0%
Operating Vehicle w/Lifetime Suspension	12	3	25.0%
Possession of Cocaine or Narcotic	18	5	27.8%
Possession of Controlled Substance	14	5	35.7%
Possession of Controlled Substance Tax	3	2	66.7%
Possession of Marijuana, Hash Oil, or Hashish	5	2	40.0%
Possession/Use of Legend Drug	4	1	25.0%
Prisoner Poss. Dangerous Device/Material	2	2	100%
Rape	2	1	50.0%
Residential Entry	9	3	33.3%
Resisting Law Enforcement	7	1	14.3%
Robbery	21	9	42.9%
Sexual Battery	1	0	0.0%
Sexual Misconduct with a Minor	11	5	45.5%



**2012 Recidivism Report  
(2009 Releases)****MADISON County  
(Based on County of Commitment)**

<b>MOST SERIOUS OFFENSE</b>	<b>2009 Releases</b>	<b>Number of Recidivists</b>	<b>RECIDIVISM RATE</b>
Stalking	2	0	0.0%
Theft, Receiving Stolen Property	52	24	46.2%
Trafficking with an Inmate	3	2	66.7%
Vicarious Sexual Gratification	1	0	0.0%
Voluntary Manslaughter	2	0	0.0%
Welfare Fraud	1	0	0.0%
	471	186	39.5%

**2012 Recidivism Report  
(2009 Releases)**

**MARION County  
(Based on County of Commitment)**

RETURN TYPE	Number of Recidivists	PERCENT OF RETURNS
COURT SUPERVISION VIOLATION	579	23.8%
CTP NEW	6	0.2%
CTP TECH	43	1.8%
NEW CHARGE	1,067	43.8%
PAROLE VIOLATION - NEW CHARGE	245	10.1%
PAROLE VIOLATION - TECHNICAL	495	20.3%
	2,435	100%

RELEASE TYPE	2009 Releases	Number of Recidivists	RECIDIVISM RATE
CTP	367	170	46.3%
DISCHARGE	357	108	30.3%
PAROLE	3,214	1,397	43.5%
PROBATION	1,369	760	55.5%
	5,307	2,435	45.9%

GENDER	2009 Releases	Number of Recidivists	RECIDIVISM RATE
FEMALE	747	299	40.0%
MALE	4,560	2,136	46.8%
	5,307	2,435	45.9%

RACE	2009 Releases	Number of Recidivists	RECIDIVISM RATE
AFRICAN AMERICAN	3,209	1,500	46.7%
CAUCASIAN	1,902	894	47.0%
HISPANIC	178	33	18.5%
OTHER	18	8	44.4%
	5,307	2,435	45.9%

**2012 Recidivism Report  
(2009 Releases)**

**MARION County  
(Based on County of Commitment)**

<b>FELONY LEVEL</b>	<b>2009 Releases</b>	<b>Number of Recidivists</b>	<b>RECIDIVISM RATE</b>
Felony A	185	63	34.1%
Felony B	1,127	561	49.8%
Felony C	1,464	704	48.1%
Felony D	2,514	1,106	44.0%
Murder	17	1	5.9%
	5,307	2,435	45.9%

<b>OFFENSE CATEGORY</b>	<b>2009 Releases</b>	<b>Number of Recidivists</b>	<b>RECIDIVISM RATE</b>
CONTROLLED SUBSTANCE	1,228	485	39.5%
OTHER	744	310	41.7%
PERSON	1,194	534	44.7%
PROPERTY	1,661	848	51.1%
SEX OFFENSE	253	143	56.5%
WEAPON	227	115	50.7%
	5,307	2,435	45.9%

**2012 Recidivism Report  
(2009 Releases)**

**MARION County  
(Based on County of Commitment)**

<b>MOST SERIOUS OFFENSE</b>	<b>2009 Releases</b>	<b>Number of Recidivists</b>	<b>RECIDIVISM RATE</b>
Accident/Failure to Stop-Serious Injury/Death	4	3	75.0%
Aggravated Battery	27	8	29.6%
Aiding, Inducing or Causing an Offense	21	10	47.6%
Arson	15	7	46.7%
Assisting a Criminal	13	3	23.1%
Attempt to Commit a Felony	88	43	48.9%
Auto Theft, Receiving Stolen Parts	137	89	65.0%
Battery	181	79	43.6%
Battery by Bodily Waste	17	10	58.8%
Battery on Law Enforcement	1	1	100%
Bribery	1	0	0.0%
Burglary	354	206	58.2%
Carjacking	23	14	60.9%
Carrying Handgun w/o License	109	60	55.0%
Check Deception	1	1	100%
Check Fraud	3	2	66.7%
Child Exploitation	4	2	50.0%
Child Molesting	108	65	60.2%
Child Seduction	1	1	100%
Child Solicitation	14	4	28.6%
Conspiracy	84	35	41.7%
Controlled Substance Registration	11	2	18.2%
Corrupt Business Influence	2	0	0.0%
Criminal Confinement	104	40	38.5%
Criminal Deviate Conduct	17	11	64.7%
Criminal Mischief	5	2	40.0%
Criminal Recklessness	98	46	46.9%
Criminal Trespass	26	19	73.1%
Dealing - Sawed-Off Shotgun	1	1	100%
Dealing Cocaine or Narcotic	402	166	41.3%
Dealing Counterfeit Substance	1	0	0.0%
Dealing Marijuana, Hash Oil, or Hashish	29	7	24.1%
Dealing Methamphetamine	1	0	0.0%
Dealing Sched I, II, or III Controlled Substance	11	4	36.4%

**2012 Recidivism Report  
(2009 Releases)**

**MARION County  
(Based on County of Commitment)**

<b>MOST SERIOUS OFFENSE</b>	<b>2009 Releases</b>	<b>Number of Recidivists</b>	<b>RECIDIVISM RATE</b>
Dealing Sched IV Controlled Substance	5	3	60.0%
Dealing Sched V Controlled Substance	3	0	0.0%
Dealing Subs. Represent as Controlled Substances	4	1	25.0%
Dealing/Possession of a Look-a-Like Substance	2	1	50.0%
Disarm/Attempt to Disarm an Officer	1	0	0.0%
Dissemination of Matter Harmful to Minor	3	1	33.3%
Domestic Battery	82	32	39.0%
Driving While Intoxicated	1	1	100%
Driving While Intoxicated-Death	1	0	0.0%
Escape/Failure to Return	9	6	66.7%
Failure to Register as a Sex Offender	37	26	70.3%
Failure to Return to Lawful Detention	21	11	52.4%
Failure to Stop Accident/Death	2	0	0.0%
Felon in Possession of a Firearm	62	32	51.6%
Firearm w/in One Mile of School	33	14	42.4%
Forgery	301	128	42.5%
Fraud	7	2	28.6%
Fraud on Financial Institution	15	3	20.0%
Handgun Violation	1	1	100%
Home Improvement Fraud	1	1	100%
Identity Deception	12	6	50.0%
Impersonation of a Public Servant	1	0	0.0%
Incest	3	2	66.7%
Intimidation	56	26	46.4%
Invasion of Privacy	10	4	40.0%
Involuntary Manslaughter	3	2	66.7%
Leaving Scene of Accident	1	1	100%
Maintaining a Common Nuisance	3	2	66.7%
Murder	17	1	5.9%
Neglect of a Dependent	24	5	20.8%
Non-Support of Dependent Child	2	0	0.0%
Obliterating Handgun I.D.	2	2	100%
Obstruction of Justice	2	0	0.0%
Operating Vehicle Intoxicated-Death	5	1	20.0%

**2012 Recidivism Report  
(2009 Releases)**

**MARION County  
(Based on County of Commitment)**

<b>MOST SERIOUS OFFENSE</b>	<b>2009 Releases</b>	<b>Number of Recidivists</b>	<b>RECIDIVISM RATE</b>
Operating Vehicle Intoxicated-Endanger	112	38	33.9%
Operating Vehicle Intoxicated-Prior Conviction	126	37	29.4%
Operating Vehicle Intoxicated-Serious Bodily Injury	11	4	36.4%
Operating Vehicle While Privileges Suspended	47	23	48.9%
Operating Vehicle w/Lifetime Suspension	130	51	39.2%
Pointing a Firearm	10	3	30.0%
Possession - Destructive Device	1	1	100%
Possession - Machine Gun or Bomb	1	0	0.0%
Possession of Cocaine or Narcotic	511	187	36.6%
Possession of Cocaine or Narcotic Drug	12	6	50.0%
Possession of Controlled Substance	67	28	41.8%
Possession of Marijuana, Hash Oil, or Hashish	88	36	40.9%
Possession of Methamphetamine Substance Tax	4	0	0.0%
Possession of Paraphernalia	74	42	56.8%
Possession/Use of Legend Drug	1	0	0.0%
Promoting Prostitution	6	4	66.7%
Prostitution	80	46	57.5%
Public Indecency	1	0	0.0%
Rape	30	18	60.0%
Reckless Homicide	6	1	16.7%
Residential Entry	50	25	50.0%
Resisting Law Enforcement	142	56	39.4%
Robbery	254	138	54.3%
Security Sale Fraud	1	0	0.0%
Sexual Battery	20	11	55.0%
Sexual Misconduct with a Minor	54	28	51.9%
Stalking	15	6	40.0%
Strangulation	47	21	44.7%
Theft, Receiving Stolen Property	726	356	49.0%
Vicarious Sexual Gratification	2	1	50.0%
Violation-1935 Firearms	8	2	25.0%
Voluntary Manslaughter	16	8	50.0%
Voyeurism	1	0	0.0%

2012 Recidivism Report  
(2009 Releases)

MARION County  
(Based on County of Commitment)

MOST SERIOUS OFFENSE	2009 Releases	Number of Recidivists	RECIDIVISM RATE
Welfare Fraud	7	2	28.6%
	5,307	2,435	45.9%

**2012 Recidivism Report  
(2009 Releases)**

**MARSHALL County  
(Based on County of Commitment)**

RETURN TYPE	Number of Recidivists	PERCENT OF RETURNS
COURT SUPERVISION VIOLATION	11	29.7%
NEW CHARGE	14	37.8%
PAROLE VIOLATION - NEW CHARGE	4	10.8%
PAROLE VIOLATION - TECHNICAL	8	21.6%
	37	100%

RELEASE TYPE	2009 Releases	Number of Recidivists	RECIDIVISM RATE
CTP	7	0	0.0%
DISCHARGE	4	1	25.0%
PAROLE	47	18	38.3%
PROBATION	58	18	31.0%
	116	37	31.9%

GENDER	2009 Releases	Number of Recidivists	RECIDIVISM RATE
FEMALE	13	1	7.7%
MALE	103	36	35.0%
	116	37	31.9%

RACE	2009 Releases	Number of Recidivists	RECIDIVISM RATE
AFRICAN AMERICAN	4	1	25.0%
CAUCASIAN	105	35	33.3%
HISPANIC	7	1	14.3%
	116	37	31.9%



**2012 Recidivism Report  
(2009 Releases)**

**MARSHALL County  
(Based on County of Commitment)**

<b>FELONY LEVEL</b>	<b>2009 Releases</b>	<b>Number of Recidivists</b>	<b>RECIDIVISM RATE</b>
Felony A	3	1	33.3%
Felony B	27	6	22.2%
Felony C	26	12	46.2%
Felony D	60	18	30.0%
	116	37	31.9%

<b>OFFENSE CATEGORY</b>	<b>2009 Releases</b>	<b>Number of Recidivists</b>	<b>RECIDIVISM RATE</b>
CONTROLLED SUBSTANCE	33	13	39.4%
OTHER	32	11	34.4%
PERSON	11	3	27.3%
PROPERTY	32	7	21.9%
SEX OFFENSE	8	3	37.5%
	116	37	31.9%

<b>MOST SERIOUS OFFENSE</b>	<b>2009 Releases</b>	<b>Number of Recidivists</b>	<b>RECIDIVISM RATE</b>
Aggravated Battery	1	1	100%
Attempt to Commit a Felony	1	0	0.0%
Auto Theft, Receiving Stolen Parts	1	0	0.0%
Battery	1	1	100%
Burglary	13	4	30.8%
Child Molesting	5	1	20.0%
Conspiracy	7	2	28.6%
Criminal Recklessness	2	0	0.0%
Dealing Cocaine or Narcotic	6	0	0.0%
Dealing Marijuana, Hash Oil, or Hashish	1	0	0.0%
Dealing Methamphetamine	4	1	25.0%
Domestic Battery	1	0	0.0%
Driving While Suspended/Oper Veh HTV	1	0	0.0%
Driving While Suspended/Restricted	1	0	0.0%
Failure to Register as a Sex Offender	1	0	0.0%
Forgery	2	0	0.0%
Identity Deception	1	0	0.0%
Intimidation	1	0	0.0%

**2012 Recidivism Report  
(2009 Releases)**

**MARSHALL County  
(Based on County of Commitment)**

<b>MOST SERIOUS OFFENSE</b>	<b>2009 Releases</b>	<b>Number of Recidivists</b>	<b>RECIDIVISM RATE</b>
Maintaining a Common Nuisance	4	1	25.0%
Operating Vehicle Intoxicated-Endanger	5	1	20.0%
Operating Vehicle Intoxicated-Prior Conviction	6	0	0.0%
Operating Vehicle While Privileges Suspended	5	1	20.0%
Operating Vehicle w/Lifetime Suspension	8	6	75.0%
Possession of Cocaine or Narcotic	6	4	66.7%
Possession of Controlled Substance	2	1	50.0%
Possession of Marijuana, Hash Oil, or Hashish	3	2	66.7%
Possession of Methamphetamine Substance Tax	5	2	40.0%
Possession of Prescription/Allergy Drug	1	1	100%
Rape	1	1	100%
Resisting Law Enforcement	2	2	100%
Sale of Legend Drug	1	1	100%
Sexual Misconduct with a Minor	2	1	50.0%
Theft, Receiving Stolen Property	15	3	20.0%
	<b>116</b>	<b>37</b>	<b>31.9%</b>

**2012 Recidivism Report  
(2009 Releases)**

**MARTIN County  
(Based on County of Commitment)**

RETURN TYPE	Number of Recidivists	PERCENT OF RETURNS
COURT SUPERVISION VIOLATION	1	25.0%
NEW CHARGE	2	50.0%
PAROLE VIOLATION - TECHNICAL	1	25.0%
	4	100%

RELEASE TYPE	2009 Releases	Number of Recidivists	RECIDIVISM RATE
CTP	2	1	50.0%
PAROLE	4	0	0.0%
PROBATION	4	3	75.0%
	10	4	40.0%

GENDER	2009 Releases	Number of Recidivists	RECIDIVISM RATE
MALE	10	4	40.0%
	10	4	40.0%

RACE	2009 Releases	Number of Recidivists	RECIDIVISM RATE
CAUCASIAN	10	4	40.0%
	10	4	40.0%

**2012 Recidivism Report  
(2009 Releases)**

**MARTIN County  
(Based on County of Commitment)**

<b>FELONY LEVEL</b>	<b>2009 Releases</b>	<b>Number of Recidivists</b>	<b>RECIDIVISM RATE</b>
Felony B	5	3	60.0%
Felony C	4	1	25.0%
Felony D	1	0	0.0%
	10	4	40.0%

<b>OFFENSE CATEGORY</b>	<b>2009 Releases</b>	<b>Number of Recidivists</b>	<b>RECIDIVISM RATE</b>
CONTROLLED SUBSTANCE	1	0	0.0%
OTHER	4	2	50.0%
PERSON	2	1	50.0%
PROPERTY	1	0	0.0%
SEX OFFENSE	2	1	50.0%
	10	4	40.0%

<b>MOST SERIOUS OFFENSE</b>	<b>2009 Releases</b>	<b>Number of Recidivists</b>	<b>RECIDIVISM RATE</b>
Battery	1	0	0.0%
Burglary	1	0	0.0%
Child Molesting	1	0	0.0%
Conspiracy	2	2	100%
Operating Vehicle w/Lifetime Suspension	2	0	0.0%
Possession of Methamphetamine Substance Tax	1	0	0.0%
Robbery	1	1	100%
Sexual Misconduct with a Minor	1	1	100%
	10	4	40.0%

**2012 Recidivism Report  
(2009 Releases)**

**MIAMI County  
(Based on County of Commitment)**

RETURN TYPE	Number of Recidivists	PERCENT OF RETURNS
COURT SUPERVISION VIOLATION	7	22.6%
NEW CHARGE	14	45.2%
PAROLE VIOLATION - NEW CHARGE	5	16.1%
PAROLE VIOLATION - TECHNICAL	5	16.1%
	31	100%

RELEASE TYPE	2009 Releases	Number of Recidivists	RECIDIVISM RATE
CTP	10	3	30.0%
DISCHARGE	4	1	25.0%
PAROLE	48	18	37.5%
PROBATION	27	9	33.3%
	89	31	34.8%

GENDER	2009 Releases	Number of Recidivists	RECIDIVISM RATE
FEMALE	16	4	25.0%
MALE	73	27	37.0%
	89	31	34.8%

RACE	2009 Releases	Number of Recidivists	RECIDIVISM RATE
AFRICAN AMERICAN	6	0	0.0%
CAUCASIAN	82	30	36.6%
OTHER	1	1	100%
	89	31	34.8%

**2012 Recidivism Report  
(2009 Releases)**

**MIAMI County  
(Based on County of Commitment)**

<b>FELONY LEVEL</b>	<b>2009 Releases</b>	<b>Number of Recidivists</b>	<b>RECIDIVISM RATE</b>
Felony A	2	0	0.0%
Felony B	30	11	36.7%
Felony C	18	11	61.1%
Felony D	38	9	23.7%
Murder	1	0	0.0%
	89	31	34.8%

<b>OFFENSE CATEGORY</b>	<b>2009 Releases</b>	<b>Number of Recidivists</b>	<b>RECIDIVISM RATE</b>
CONTROLLED SUBSTANCE	34	12	35.3%
OTHER	14	4	28.6%
PERSON	9	1	11.1%
PROPERTY	26	10	38.5%
SEX OFFENSE	6	4	66.7%
	89	31	34.8%

<b>MOST SERIOUS OFFENSE</b>	<b>2009 Releases</b>	<b>Number of Recidivists</b>	<b>RECIDIVISM RATE</b>
Aggravated Battery	1	0	0.0%
Aiding, Inducing or Causing an Offense	1	0	0.0%
Arson	1	1	100%
Attempt to Commit a Felony	2	0	0.0%
Battery	2	1	50.0%
Burglary	11	5	45.5%
Child Exploitation	1	1	100%
Child Molesting	2	1	50.0%
Criminal Deviate Conduct	1	1	100%
Dealing Cocaine or Narcotic	7	1	14.3%
Dealing Marijuana, Hash Oil, or Hashish	1	1	100%
Dealing Methamphetamine	3	1	33.3%
Dealing Sched I, II, or III Controlled Substance	2	1	50.0%
Dealing Sched IV Controlled Substance	2	0	0.0%
Domestic Battery	1	0	0.0%
Escape/Failure to Return	1	1	100%
Failure to Register as a Sex Offender	1	0	0.0%

**2012 Recidivism Report  
(2009 Releases)**

**MIAMI County  
(Based on County of Commitment)**

<b>MOST SERIOUS OFFENSE</b>	<b>2009 Releases</b>	<b>Number of Recidivists</b>	<b>RECIDIVISM RATE</b>
Forgery	2	2	100%
Incest	1	0	0.0%
Intimidation	1	0	0.0%
Maintaining a Common Nuisance	3	0	0.0%
Murder	1	0	0.0%
Neglect of a Dependent	1	0	0.0%
Operating Vehicle Intoxicated-Prior Conviction	3	0	0.0%
Operating Vehicle While Privileges Suspended	1	0	0.0%
Operating Vehicle w/Lifetime Suspension	4	2	50.0%
Possession of Cocaine or Narcotic	2	0	0.0%
Possession of Controlled Substance	2	1	50.0%
Possession of Marijuana, Hash Oil, or Hashish	2	0	0.0%
Possession of Methamphetamine	2	2	100%
Possession of Methamphetamine Substance Tax	2	2	100%
Possession of Precursors	5	2	40.0%
Possession of Prescription/Allergy Drug	1	1	100%
Resisting Law Enforcement	1	1	100%
Robbery	2	0	0.0%
Sexual Misconduct with a Minor	1	1	100%
Theft, Receiving Stolen Property	12	2	16.7%
	<b>89</b>	<b>31</b>	<b>34.8%</b>

**2012 Recidivism Report  
(2009 Releases)**

**MONROE County  
(Based on County of Commitment)**

RETURN TYPE	Number of Recidivists	PERCENT OF RETURNS
COURT SUPERVISION VIOLATION	20	18.5%
NEW CHARGE	34	31.5%
PAROLE VIOLATION - NEW CHARGE	8	7.4%
PAROLE VIOLATION - TECHNICAL	46	42.6%
	108	100%

RELEASE TYPE	2009 Releases	Number of Recidivists	RECIDIVISM RATE
CTP	5	3	60.0%
DISCHARGE	20	6	30.0%
PAROLE	173	80	46.2%
PROBATION	50	19	38.0%
	248	108	43.5%

GENDER	2009 Releases	Number of Recidivists	RECIDIVISM RATE
FEMALE	26	8	30.8%
MALE	222	100	45.0%
	248	108	43.5%

RACE	2009 Releases	Number of Recidivists	RECIDIVISM RATE
AFRICAN AMERICAN	57	23	40.4%
CAUCASIAN	185	84	45.4%
HISPANIC	4	0	0.0%
OTHER	2	1	50.0%
	248	108	43.5%



**2012 Recidivism Report  
(2009 Releases)**

**MONROE County  
(Based on County of Commitment)**

<b>FELONY LEVEL</b>	<b>2009 Releases</b>	<b>Number of Recidivists</b>	<b>RECIDIVISM RATE</b>
Felony A	3	0	0.0%
Felony B	47	18	38.3%
Felony C	70	32	45.7%
Felony D	128	58	45.3%
	248	108	43.5%

<b>OFFENSE CATEGORY</b>	<b>2009 Releases</b>	<b>Number of Recidivists</b>	<b>RECIDIVISM RATE</b>
CONTROLLED SUBSTANCE	29	9	31.0%
OTHER	70	31	44.3%
PERSON	44	15	34.1%
PROPERTY	79	39	49.4%
SEX OFFENSE	22	12	54.5%
WEAPON	4	2	50.0%
	248	108	43.5%

<b>MOST SERIOUS OFFENSE</b>	<b>2009 Releases</b>	<b>Number of Recidivists</b>	<b>RECIDIVISM RATE</b>
Aiding, Inducing or Causing an Offense	1	1	100%
Assisting a Criminal	2	0	0.0%
Attempt to Commit a Felony	4	1	25.0%
Auto Theft, Receiving Stolen Parts	7	4	57.1%
Battery	7	3	42.9%
Battery by Bodily Waste	1	1	100%
Burglary	19	9	47.4%
Child Exploitation	1	1	100%
Child Molesting	9	4	44.4%
Conspiracy	2	1	50.0%
Controlled Substance Registration	1	0	0.0%
Criminal Recklessness	6	3	50.0%
Cruelty to Animals	1	0	0.0%
Dealing Cocaine or Narcotic	10	3	30.0%
Dealing Methamphetamine	2	1	50.0%
Dealing Sched I, II, or III Controlled Substance	3	1	33.3%
Dealing/Possession of a Look-a-Like Substance	1	1	100%

**2012 Recidivism Report  
(2009 Releases)**

**MONROE County  
(Based on County of Commitment)**

<b>MOST SERIOUS OFFENSE</b>	<b>2009 Releases</b>	<b>Number of Recidivists</b>	<b>RECIDIVISM RATE</b>
Domestic Battery	4	1	25.0%
Driving While Intoxicated	8	3	37.5%
Driving While Suspended-Death	1	0	0.0%
Escape/Failure to Return	2	0	0.0%
Failure to Register as a Sex Offender	2	2	100%
Failure to Return to Lawful Detention	2	0	0.0%
Felon in Possession of a Firearm	2	1	50.0%
Forgery	12	4	33.3%
Fraud	2	1	50.0%
Fraud on Financial Institution	2	1	50.0%
Handgun Violation	2	1	50.0%
Home Improvement Fraud	1	0	0.0%
Identity Deception	2	1	50.0%
Intimidation	7	1	14.3%
Kidnapping	1	0	0.0%
Non-Support of Dependent Child	24	13	54.2%
Obstruction of Justice	1	0	0.0%
Operating Vehicle Intoxicated-Endanger	1	0	0.0%
Operating Vehicle Intoxicated-Prior Conviction	8	4	50.0%
Operating Vehicle While Privileges Suspended	1	0	0.0%
Operating Vehicle w/Lifetime Suspension	2	1	50.0%
Possession - Syringe/Needle	1	1	100%
Possession of Cocaine or Narcotic	7	2	28.6%
Possession of Controlled Substance	1	0	0.0%
Possession of Marijuana, Hash Oil, or Hashish	2	1	50.0%
Possession of Methamphetamine Substance Tax	1	0	0.0%
Possession of Precursors	1	0	0.0%
Prescription Fraud	1	0	0.0%
Promoting Prostitution, under 18	2	1	50.0%
Rape	2	0	0.0%
Residential Entry	3	3	100%
Resisting Law Enforcement	7	4	57.1%
Robbery	14	4	28.6%
Sexual Battery	3	2	66.7%

2012 Recidivism Report  
(2009 Releases)

MONROE County  
(Based on County of Commitment)

MOST SERIOUS OFFENSE	2009 Releases	Number of Recidivists	RECIDIVISM RATE
Sexual Misconduct	1	1	100%
Sexual Misconduct with a Minor	6	4	66.7%
Strangulation	1	1	100%
Theft, Receiving Stolen Property	31	16	51.6%
	248	108	43.5%

**2012 Recidivism Report  
(2009 Releases)**

**MONTGOMERY County  
(Based on County of Commitment)**

RETURN TYPE	Number of Recidivists	PERCENT OF RETURNS
COURT SUPERVISION VIOLATION	10	15.9%
NEW CHARGE	25	39.7%
PAROLE VIOLATION - NEW CHARGE	8	12.7%
PAROLE VIOLATION - TECHNICAL	20	31.7%
	63	100%

RELEASE TYPE	2009 Releases	Number of Recidivists	RECIDIVISM RATE
CTP	10	3	30.0%
DISCHARGE	8	3	37.5%
PAROLE	123	46	37.4%
PROBATION	21	11	52.4%
	162	63	38.9%

GENDER	2009 Releases	Number of Recidivists	RECIDIVISM RATE
FEMALE	34	12	35.3%
MALE	128	51	39.8%
	162	63	38.9%

RACE	2009 Releases	Number of Recidivists	RECIDIVISM RATE
AFRICAN AMERICAN	5	3	60.0%
CAUCASIAN	148	58	39.2%
HISPANIC	9	2	22.2%
	162	63	38.9%

**2012 Recidivism Report  
(2009 Releases)**

**MONTGOMERY County  
(Based on County of Commitment)**

<b>FELONY LEVEL</b>	<b>2009 Releases</b>	<b>Number of Recidivists</b>	<b>RECIDIVISM RATE</b>
Felony A	1	0	0.0%
Felony B	43	19	44.2%
Felony C	32	17	53.1%
Felony D	85	27	31.8%
Murder	1	0	0.0%
	162	63	38.9%

<b>OFFENSE CATEGORY</b>	<b>2009 Releases</b>	<b>Number of Recidivists</b>	<b>RECIDIVISM RATE</b>
CONTROLLED SUBSTANCE	44	19	43.2%
OTHER	50	18	36.0%
PERSON	14	6	42.9%
PROPERTY	49	18	36.7%
SEX OFFENSE	5	2	40.0%
	162	63	38.9%

<b>MOST SERIOUS OFFENSE</b>	<b>2009 Releases</b>	<b>Number of Recidivists</b>	<b>RECIDIVISM RATE</b>
Aiding, Inducing or Causing an Offense	7	5	71.4%
Arson	1	1	100%
Attempt to Commit a Felony	5	0	0.0%
Auto Theft, Receiving Stolen Parts	1	0	0.0%
Battery	6	3	50.0%
Burglary	15	7	46.7%
Child Molesting	2	1	50.0%
Conspiracy	3	0	0.0%
Dealing Cocaine or Narcotic	9	6	66.7%
Dealing Sched I, II, or III Controlled Substance	2	0	0.0%
Driving While Intoxicated	5	1	20.0%
Driving While Suspended/Oper Veh HTV	1	0	0.0%
Escape/Failure to Return	1	0	0.0%
Failure to Return to Lawful Detention	6	5	83.3%
Forgery	13	7	53.8%
Fraud	1	0	0.0%
Intimidation	1	0	0.0%

**2012 Recidivism Report  
(2009 Releases)**

**MONTGOMERY County  
(Based on County of Commitment)**

<b>MOST SERIOUS OFFENSE</b>	<b>2009 Releases</b>	<b>Number of Recidivists</b>	<b>RECIDIVISM RATE</b>
Maintaining a Common Nuisance	1	0	0.0%
Murder	1	0	0.0%
Neglect of a Dependent	1	0	0.0%
Non-Support of Dependent Child	4	2	50.0%
Operating Vehicle Intoxicated-Endanger	1	0	0.0%
Operating Vehicle Intoxicated-Prior Conviction	8	0	0.0%
Operating Vehicle While Privileges Suspended	2	2	100%
Operating Vehicle w/Lifetime Suspension	2	0	0.0%
Possession - Syringe/Needle	1	0	0.0%
Possession of Cocaine or Narcotic	6	3	50.0%
Possession of Controlled Substance	10	3	30.0%
Possession of Controlled Substance Tax	1	0	0.0%
Possession of Marijuana, Hash Oil, or Hashish	9	4	44.4%
Possession of Methamphetamine Substance Tax	1	0	0.0%
Possession of Paraphernalia	3	2	66.7%
Possession of Precursors	2	1	50.0%
Possession/Use of Legend Drug	1	1	100%
Residential Entry	1	0	0.0%
Resisting Law Enforcement	4	2	50.0%
Robbery	4	3	75.0%
Sexual Misconduct with a Minor	3	1	33.3%
Theft, Receiving Stolen Property	17	3	17.6%
	162	63	38.9%

**2012 Recidivism Report  
(2009 Releases)**

**MORGAN County  
(Based on County of Commitment)**

RETURN TYPE	Number of Recidivists	PERCENT OF RETURNS
COURT SUPERVISION VIOLATION	6	20.7%
NEW CHARGE	9	31.0%
PAROLE VIOLATION - NEW CHARGE	5	17.2%
PAROLE VIOLATION - TECHNICAL	9	31.0%
	29	100%

RELEASE TYPE	2009 Releases	Number of Recidivists	RECIDIVISM RATE
CTP	4	2	50.0%
DISCHARGE	3	0	0.0%
PAROLE	56	17	30.4%
PROBATION	49	10	20.4%
	112	29	25.9%

GENDER	2009 Releases	Number of Recidivists	RECIDIVISM RATE
FEMALE	14	1	7.1%
MALE	98	28	28.6%
	112	29	25.9%

RACE	2009 Releases	Number of Recidivists	RECIDIVISM RATE
AFRICAN AMERICAN	3	0	0.0%
CAUCASIAN	103	29	28.2%
HISPANIC	4	0	0.0%
OTHER	2	0	0.0%
	112	29	25.9%

**2012 Recidivism Report  
(2009 Releases)**

**MORGAN County  
(Based on County of Commitment)**

<b>FELONY LEVEL</b>	<b>2009 Releases</b>	<b>Number of Recidivists</b>	<b>RECIDIVISM RATE</b>
Felony A	1	0	0.0%
Felony B	22	9	40.9%
Felony C	26	4	15.4%
Felony D	63	16	25.4%
	112	29	25.9%

<b>OFFENSE CATEGORY</b>	<b>2009 Releases</b>	<b>Number of Recidivists</b>	<b>RECIDIVISM RATE</b>
CONTROLLED SUBSTANCE	24	5	20.8%
OTHER	33	8	24.2%
PERSON	17	3	17.6%
PROPERTY	31	9	29.0%
SEX OFFENSE	6	4	66.7%
WEAPON	1	0	0.0%
	112	29	25.9%

<b>MOST SERIOUS OFFENSE</b>	<b>2009 Releases</b>	<b>Number of Recidivists</b>	<b>RECIDIVISM RATE</b>
Aggravated Battery	1	0	0.0%
Aiding, Inducing or Causing an Offense	3	2	66.7%
Attempt to Commit a Felony	4	0	0.0%
Auto Theft, Receiving Stolen Parts	5	2	40.0%
Battery	2	1	50.0%
Burglary	7	3	42.9%
Check Fraud	1	1	100%
Child Molesting	6	4	66.7%
Conspiracy	1	0	0.0%
Criminal Recklessness	1	0	0.0%
Dealing Cocaine or Narcotic	9	3	33.3%
Dealing Methamphetamine	1	1	100%
Dealing Sched I, II, or III Controlled Substance	3	0	0.0%
Failure to Register as a Sex Offender	2	1	50.0%
Failure to Return to Lawful Detention	1	1	100%
Firearm w/in One Mile of School	1	0	0.0%
Forgery	3	0	0.0%



**2012 Recidivism Report  
(2009 Releases)**

**MORGAN County  
(Based on County of Commitment)**

<b>MOST SERIOUS OFFENSE</b>	<b>2009 Releases</b>	<b>Number of Recidivists</b>	<b>RECIDIVISM RATE</b>
Identity Deception	1	1	100%
Intimidation	1	0	0.0%
Invasion of Privacy	1	0	0.0%
Neglect of a Dependent	4	1	25.0%
Operating Vehicle Intoxicated-Endanger	6	1	16.7%
Operating Vehicle Intoxicated-Prior Conviction	5	1	20.0%
Operating Vehicle Intoxicated-Serious Bodily Injury	2	0	0.0%
Operating Vehicle While Privileges Suspended	5	0	0.0%
Operating Vehicle w/Lifetime Suspension	6	0	0.0%
Possession - Syringe/Needle	1	0	0.0%
Possession of Cocaine or Narcotic	3	0	0.0%
Possession of Controlled Substance	5	1	20.0%
Possession of Marijuana, Hash Oil, or Hashish	1	0	0.0%
Possession of Methamphetamine Substance Tax	2	0	0.0%
Possession/Use of Legend Drug	1	0	0.0%
Residential Entry	1	0	0.0%
Resisting Law Enforcement	3	3	100%
Theft, Receiving Stolen Property	13	2	15.4%
	112	29	25.9%

**2012 Recidivism Report  
(2009 Releases)**

**NEWTON County  
(Based on County of Commitment)**

RETURN TYPE	Number of Recidivists	PERCENT OF RETURNS
PAROLE VIOLATION - TECHNICAL	2	100%
	2	100%

RELEASE TYPE	2009 Releases	Number of Recidivists	RECIDIVISM RATE
PAROLE	16	2	12.5%
PROBATION	10	0	0.0%
	26	2	7.7%

GENDER	2009 Releases	Number of Recidivists	RECIDIVISM RATE
FEMALE	3	0	0.0%
MALE	23	2	8.7%
	26	2	7.7%

RACE	2009 Releases	Number of Recidivists	RECIDIVISM RATE
AFRICAN AMERICAN	2	0	0.0%
CAUCASIAN	21	1	4.8%
HISPANIC	3	1	33.3%
	26	2	7.7%

**2012 Recidivism Report  
(2009 Releases)**

**NEWTON County  
(Based on County of Commitment)**

<b>FELONY LEVEL</b>	<b>2009 Releases</b>	<b>Number of Recidivists</b>	<b>RECIDIVISM RATE</b>
Felony A	1	0	0.0%
Felony B	6	1	16.7%
Felony C	5	0	0.0%
Felony D	14	1	7.1%
	26	2	7.7%

<b>OFFENSE CATEGORY</b>	<b>2009 Releases</b>	<b>Number of Recidivists</b>	<b>RECIDIVISM RATE</b>
CONTROLLED SUBSTANCE	5	1	20.0%
OTHER	6	0	0.0%
PERSON	7	1	14.3%
PROPERTY	6	0	0.0%
SEX OFFENSE	2	0	0.0%
	26	2	7.7%

<b>MOST SERIOUS OFFENSE</b>	<b>2009 Releases</b>	<b>Number of Recidivists</b>	<b>RECIDIVISM RATE</b>
Child Solicitation	1	0	0.0%
Dealing Cocaine or Narcotic	2	0	0.0%
Dealing Sched IV Controlled Substance	1	0	0.0%
Domestic Battery	1	0	0.0%
Forgery	1	0	0.0%
Identity Deception	1	0	0.0%
Intimidation	1	0	0.0%
Non-Support of Dependent Child	1	0	0.0%
Operating Vehicle Intoxicated-Death	2	0	0.0%
Operating Vehicle Intoxicated-Prior Conviction	2	0	0.0%
Operating Vehicle While Privileges Suspended	2	0	0.0%
Operating Vehicle w/Lifetime Suspension	1	0	0.0%
Possession of Controlled Substance	2	1	50.0%
Robbery	2	1	50.0%
Sexual Misconduct with a Minor	1	0	0.0%
Theft, Receiving Stolen Property	4	0	0.0%
Voluntary Manslaughter	1	0	0.0%
	26	2	7.7%

**2012 Recidivism Report  
(2009 Releases)**

**NOBLE County  
(Based on County of Commitment)**

RETURN TYPE	Number of Recidivists	PERCENT OF RETURNS
COURT SUPERVISION VIOLATION	20	30.8%
NEW CHARGE	37	56.9%
PAROLE VIOLATION - NEW CHARGE	2	3.1%
PAROLE VIOLATION - TECHNICAL	6	9.2%
	65	100%

RELEASE TYPE	2009 Releases	Number of Recidivists	RECIDIVISM RATE
DISCHARGE	36	12	33.3%
PAROLE	89	23	25.8%
PROBATION	80	30	37.5%
	205	65	31.7%

GENDER	2009 Releases	Number of Recidivists	RECIDIVISM RATE
FEMALE	26	5	19.2%
MALE	179	60	33.5%
	205	65	31.7%

RACE	2009 Releases	Number of Recidivists	RECIDIVISM RATE
AFRICAN AMERICAN	3	0	0.0%
CAUCASIAN	182	62	34.1%
HISPANIC	18	3	16.7%
OTHER	2	0	0.0%
	205	65	31.7%

**2012 Recidivism Report  
(2009 Releases)**

**NOBLE County  
(Based on County of Commitment)**

<b>FELONY LEVEL</b>	<b>2009 Releases</b>	<b>Number of Recidivists</b>	<b>RECIDIVISM RATE</b>
Felony A	4	4	100%
Felony B	31	5	16.1%
Felony C	48	17	35.4%
Felony D	122	39	32.0%
	205	65	31.7%

<b>OFFENSE CATEGORY</b>	<b>2009 Releases</b>	<b>Number of Recidivists</b>	<b>RECIDIVISM RATE</b>
CONTROLLED SUBSTANCE	57	18	31.6%
OTHER	68	16	23.5%
PERSON	23	7	30.4%
PROPERTY	47	20	42.6%
SEX OFFENSE	8	4	50.0%
WEAPON	2	0	0.0%
	205	65	31.7%

<b>MOST SERIOUS OFFENSE</b>	<b>2009 Releases</b>	<b>Number of Recidivists</b>	<b>RECIDIVISM RATE</b>
Aiding, Inducing or Causing an Offense	1	0	0.0%
Arson	1	0	0.0%
Assisting a Criminal	1	0	0.0%
Attempt to Commit a Felony	1	0	0.0%
Auto Theft, Receiving Stolen Parts	3	1	33.3%
Battery	5	0	0.0%
Burglary	10	4	40.0%
Carrying Handgun w/o License	1	0	0.0%
Child Molesting	4	2	50.0%
Conspiracy	2	1	50.0%
Criminal Confinement	1	0	0.0%
Criminal Deviate Conduct	1	1	100%
Criminal Recklessness	1	1	100%
Dealing Cocaine or Narcotic	10	3	30.0%
Dealing Marijuana, Hash Oil, or Hashish	2	1	50.0%
Dealing Sched I, II, or III Controlled Substance	1	1	100%
Domestic Battery	5	1	20.0%

**2012 Recidivism Report  
(2009 Releases)**

**NOBLE County  
(Based on County of Commitment)**

<b>MOST SERIOUS OFFENSE</b>	<b>2009 Releases</b>	<b>Number of Recidivists</b>	<b>RECIDIVISM RATE</b>
Driving While Intoxicated	3	0	0.0%
Escape/Failure to Return	5	2	40.0%
Failure to Appear	1	0	0.0%
Failure to Return to Lawful Detention	1	1	100%
Forgery	6	2	33.3%
Fraud on Financial Institution	1	0	0.0%
Habitual Offender Substance Abuse	2	0	0.0%
Intimidation	5	4	80.0%
Maintaining a Common Nuisance	3	0	0.0%
Neglect of a Dependent	1	0	0.0%
Non-Support of Dependent Child	16	6	37.5%
Obstruction of Justice	1	1	100%
Operating Vehicle Intoxicated-Prior Conviction	23	1	4.3%
Operating Vehicle While Privileges Suspended	6	1	16.7%
Operating Vehicle w/Lifetime Suspension	3	2	66.7%
Pointing a Firearm	1	0	0.0%
Possession of Cocaine or Narcotic	11	3	27.3%
Possession of Controlled Substance	6	3	50.0%
Possession of Marijuana, Hash Oil, or Hashish	8	2	25.0%
Possession of Methamphetamine	3	0	0.0%
Possession of Methamphetamine Substance Tax	4	2	50.0%
Possession of Paraphernalia	2	0	0.0%
Possession of Precursors	5	3	60.0%
Residential Entry	4	3	75.0%
Resisting Law Enforcement	4	1	25.0%
Robbery	2	1	50.0%
Sexual Battery	1	0	0.0%
Sexual Misconduct with a Minor	2	1	50.0%
Strangulation	2	0	0.0%
Theft, Receiving Stolen Property	22	10	45.5%
Voluntary Manslaughter	1	0	0.0%
	205	65	31.7%

**2012 Recidivism Report  
(2009 Releases)**

**OHIO County  
(Based on County of Commitment)**

RETURN TYPE	Number of Recidivists	PERCENT OF RETURNS
COURT SUPERVISION VIOLATION	1	16.7%
NEW CHARGE	5	83.3%
	6	100%

RELEASE TYPE	2009 Releases	Number of Recidivists	RECIDIVISM RATE
CTP	2	0	0.0%
DISCHARGE	1	0	0.0%
PAROLE	2	1	50.0%
PROBATION	10	5	50.0%
	15	6	40.0%

GENDER	2009 Releases	Number of Recidivists	RECIDIVISM RATE
FEMALE	1	1	100%
MALE	14	5	35.7%
	15	6	40.0%

RACE	2009 Releases	Number of Recidivists	RECIDIVISM RATE
CAUCASIAN	15	6	40.0%
	15	6	40.0%

**2012 Recidivism Report  
(2009 Releases)**

**OHIO County  
(Based on County of Commitment)**

<b>FELONY LEVEL</b>	<b>2009 Releases</b>	<b>Number of Recidivists</b>	<b>RECIDIVISM RATE</b>
Felony B	4	0	0.0%
Felony C	5	2	40.0%
Felony D	6	4	66.7%
	15	6	40.0%

<b>OFFENSE CATEGORY</b>	<b>2009 Releases</b>	<b>Number of Recidivists</b>	<b>RECIDIVISM RATE</b>
CONTROLLED SUBSTANCE	2	1	50.0%
OTHER	5	1	20.0%
PERSON	1	0	0.0%
PROPERTY	6	4	66.7%
SEX OFFENSE	1	0	0.0%
	15	6	40.0%

<b>MOST SERIOUS OFFENSE</b>	<b>2009 Releases</b>	<b>Number of Recidivists</b>	<b>RECIDIVISM RATE</b>
Aggravated Battery	1	0	0.0%
Attempt to Commit a Felony	2	1	50.0%
Conspiracy	1	0	0.0%
Dealing Sched I, II, or III Controlled Substance	1	0	0.0%
Escape/Failure to Return	1	0	0.0%
Forgery	2	1	50.0%
Operating Vehicle Intoxicated-Prior Conviction	1	0	0.0%
Possession of Controlled Substance	1	1	100%
Sexual Misconduct with a Minor	1	0	0.0%
Theft, Receiving Stolen Property	4	3	75.0%
	15	6	40.0%



**2012 Recidivism Report  
(2009 Releases)**

**ORANGE County  
(Based on County of Commitment)**

RETURN TYPE	Number of Recidivists	PERCENT OF RETURNS
NEW CHARGE	3	42.9%
PAROLE VIOLATION - TECHNICAL	4	57.1%
	7	100%

RELEASE TYPE	2009 Releases	Number of Recidivists	RECIDIVISM RATE
CTP	14	2	14.3%
PAROLE	4	3	75.0%
PROBATION	9	2	22.2%
	27	7	25.9%

GENDER	2009 Releases	Number of Recidivists	RECIDIVISM RATE
FEMALE	2	0	0.0%
MALE	25	7	28.0%
	27	7	25.9%

RACE	2009 Releases	Number of Recidivists	RECIDIVISM RATE
AFRICAN AMERICAN	4	1	25.0%
CAUCASIAN	21	5	23.8%
OTHER	2	1	50.0%
	27	7	25.9%

**2012 Recidivism Report  
(2009 Releases)**

**ORANGE County  
(Based on County of Commitment)**

<b>FELONY LEVEL</b>	<b>2009 Releases</b>	<b>Number of Recidivists</b>	<b>RECIDIVISM RATE</b>
Felony B	9	3	33.3%
Felony C	10	2	20.0%
Felony D	8	2	25.0%
	27	7	25.9%

<b>OFFENSE CATEGORY</b>	<b>2009 Releases</b>	<b>Number of Recidivists</b>	<b>RECIDIVISM RATE</b>
CONTROLLED SUBSTANCE	11	5	45.5%
OTHER	3	0	0.0%
PERSON	2	0	0.0%
PROPERTY	5	1	20.0%
SEX OFFENSE	5	1	20.0%
WEAPON	1	0	0.0%
	27	7	25.9%

<b>MOST SERIOUS OFFENSE</b>	<b>2009 Releases</b>	<b>Number of Recidivists</b>	<b>RECIDIVISM RATE</b>
Battery	1	0	0.0%
Burglary	3	0	0.0%
Child Molesting	3	0	0.0%
Dealing Cocaine or Narcotic	4	2	50.0%
Dealing Methamphetamine	2	1	50.0%
Driving While Intoxicated	1	0	0.0%
Forgery	1	1	100%
Incest	1	1	100%
Operating Vehicle Intoxicated-Prior Conviction	2	0	0.0%
Operating Vehicle Intoxicated-Serious Bodily Injury	1	0	0.0%
Possession - Destructive Device	1	0	0.0%
Possession of Cocaine or Narcotic	3	1	33.3%
Possession of Controlled Substance	1	1	100%
Possession of Methamphetamine Substance Tax	1	0	0.0%
Sexual Misconduct with a Minor	1	0	0.0%
Theft, Receiving Stolen Property	1	0	0.0%
	27	7	25.9%

**2012 Recidivism Report  
(2009 Releases)**

**OWEN County  
(Based on County of Commitment)**

RETURN TYPE	Number of Recidivists	PERCENT OF RETURNS
COURT SUPERVISION VIOLATION	8	57.1%
NEW CHARGE	4	28.6%
PAROLE VIOLATION - TECHNICAL	2	14.3%
	14	100%

RELEASE TYPE	2009 Releases	Number of Recidivists	RECIDIVISM RATE
CTP	2	0	0.0%
DISCHARGE	1	0	0.0%
PAROLE	14	5	35.7%
PROBATION	26	9	34.6%
	43	14	32.6%

GENDER	2009 Releases	Number of Recidivists	RECIDIVISM RATE
FEMALE	4	1	25.0%
MALE	39	13	33.3%
	43	14	32.6%

RACE	2009 Releases	Number of Recidivists	RECIDIVISM RATE
CAUCASIAN	42	13	31.0%
OTHER	1	1	100%
	43	14	32.6%

**2012 Recidivism Report  
(2009 Releases)**

**OWEN County  
(Based on County of Commitment)**

<b>FELONY LEVEL</b>	<b>2009 Releases</b>	<b>Number of Recidivists</b>	<b>RECIDIVISM RATE</b>
Felony B	8	4	50.0%
Felony C	11	4	36.4%
Felony D	24	6	25.0%
	43	14	32.6%

<b>OFFENSE CATEGORY</b>	<b>2009 Releases</b>	<b>Number of Recidivists</b>	<b>RECIDIVISM RATE</b>
CONTROLLED SUBSTANCE	7	3	42.9%
OTHER	12	6	50.0%
PERSON	4	0	0.0%
PROPERTY	17	5	29.4%
SEX OFFENSE	3	0	0.0%
	43	14	32.6%

<b>MOST SERIOUS OFFENSE</b>	<b>2009 Releases</b>	<b>Number of Recidivists</b>	<b>RECIDIVISM RATE</b>
Attempt to Commit a Felony	3	2	66.7%
Auto Theft, Receiving Stolen Parts	1	1	100%
Battery	3	0	0.0%
Burglary	5	2	40.0%
Child Exploitation	1	0	0.0%
Child Molesting	1	0	0.0%
Criminal Recklessness	1	0	0.0%
Dealing Cocaine or Narcotic	3	2	66.7%
Forgery	3	1	33.3%
Fraud on Financial Institution	1	1	100%
Incest	1	0	0.0%
Invasion of Privacy	1	0	0.0%
Operating Vehicle While Privileges Suspended	2	1	50.0%
Operating Vehicle w/Lifetime Suspension	2	2	100%
Possession - Syringe/Needle	2	0	0.0%
Possession of Cocaine or Narcotic	1	1	100%
Possession of Marijuana, Hash Oil, or Hashish	1	0	0.0%
Possession of Methamphetamine Substance Tax	1	0	0.0%
Possession of Precursors	1	0	0.0%

**2012 Recidivism Report  
(2009 Releases)****OWEN County  
(Based on County of Commitment)**

<b>MOST SERIOUS OFFENSE</b>	<b>2009 Releases</b>	<b>Number of Recidivists</b>	<b>RECIDIVISM RATE</b>
Resisting Law Enforcement	2	1	50.0%
Theft, Receiving Stolen Property	6	0	0.0%
Welfare Fraud	1	0	0.0%
	43	14	32.6%

**2012 Recidivism Report  
(2009 Releases)**

**PARKE County  
(Based on County of Commitment)**

RETURN TYPE	Number of Recidivists	PERCENT OF RETURNS
COURT SUPERVISION VIOLATION	5	20.8%
CTP TECH	1	4.2%
NEW CHARGE	14	58.3%
PAROLE VIOLATION - NEW CHARGE	2	8.3%
PAROLE VIOLATION - TECHNICAL	2	8.3%
	24	100%

RELEASE TYPE	2009 Releases	Number of Recidivists	RECIDIVISM RATE
CTP	3	2	66.7%
DISCHARGE	6	1	16.7%
PAROLE	25	10	40.0%
PROBATION	20	11	55.0%
	54	24	44.4%

GENDER	2009 Releases	Number of Recidivists	RECIDIVISM RATE
FEMALE	8	2	25.0%
MALE	46	22	47.8%
	54	24	44.4%

RACE	2009 Releases	Number of Recidivists	RECIDIVISM RATE
CAUCASIAN	51	24	47.1%
HISPANIC	3	0	0.0%
	54	24	44.4%

**2012 Recidivism Report  
(2009 Releases)**

**PARKE County  
(Based on County of Commitment)**

<b>FELONY LEVEL</b>	<b>2009 Releases</b>	<b>Number of Recidivists</b>	<b>RECIDIVISM RATE</b>
Felony B	12	7	58.3%
Felony C	13	4	30.8%
Felony D	29	13	44.8%
	54	24	44.4%

<b>OFFENSE CATEGORY</b>	<b>2009 Releases</b>	<b>Number of Recidivists</b>	<b>RECIDIVISM RATE</b>
CONTROLLED SUBSTANCE	13	6	46.2%
OTHER	13	4	30.8%
PERSON	4	3	75.0%
PROPERTY	21	11	52.4%
SEX OFFENSE	3	0	0.0%
	54	24	44.4%

<b>MOST SERIOUS OFFENSE</b>	<b>2009 Releases</b>	<b>Number of Recidivists</b>	<b>RECIDIVISM RATE</b>
Aiding, Inducing or Causing an Offense	1	0	0.0%
Arson	1	1	100%
Auto Theft, Receiving Stolen Parts	1	0	0.0%
Battery	2	2	100%
Battery by Bodily Waste	1	1	100%
Burglary	7	4	57.1%
Check Fraud	1	0	0.0%
Child Molesting	2	0	0.0%
Conspiracy	2	1	50.0%
Dealing Cocaine or Narcotic	2	1	50.0%
Dealing Sched I, II, or III Controlled Substance	1	0	0.0%
Driving While Intoxicated	3	1	33.3%
Forgery	2	0	0.0%
Maintaining a Common Nuisance	1	0	0.0%
Operating Vehicle Intoxicated-Prior Conviction	1	0	0.0%
Operating Vehicle While Privileges Suspended	1	0	0.0%
Operating Vehicle w/Lifetime Suspension	4	2	50.0%
Perjury	1	0	0.0%
Possession of Cocaine or Narcotic	4	2	50.0%

**2012 Recidivism Report  
(2009 Releases)****PARKE County  
(Based on County of Commitment)**

<b>MOST SERIOUS OFFENSE</b>	<b>2009 Releases</b>	<b>Number of Recidivists</b>	<b>RECIDIVISM RATE</b>
Possession of Controlled Substance	1	1	100%
Possession of Marijuana, Hash Oil, or Hashish	2	1	50.0%
Possession of Methamphetamine Substance Tax	2	1	50.0%
Residential Entry	1	1	100%
Robbery	1	0	0.0%
Sexual Misconduct with a Minor	1	0	0.0%
Theft, Receiving Stolen Property	8	5	62.5%
	54	24	44.4%



**2012 Recidivism Report  
(2009 Releases)**

**PERRY County  
(Based on County of Commitment)**

RETURN TYPE	Number of Recidivists	PERCENT OF RETURNS
COURT SUPERVISION VIOLATION	1	7.7%
CTP TECH	1	7.7%
NEW CHARGE	6	46.2%
PAROLE VIOLATION - NEW CHARGE	2	15.4%
PAROLE VIOLATION - TECHNICAL	3	23.1%
	13	100%

RELEASE TYPE	2009 Releases	Number of Recidivists	RECIDIVISM RATE
CTP	6	2	33.3%
DISCHARGE	1	0	0.0%
PAROLE	27	9	33.3%
PROBATION	13	2	15.4%
	47	13	27.7%

GENDER	2009 Releases	Number of Recidivists	RECIDIVISM RATE
MALE	47	13	27.7%
	47	13	27.7%

RACE	2009 Releases	Number of Recidivists	RECIDIVISM RATE
AFRICAN AMERICAN	1	0	0.0%
CAUCASIAN	46	13	28.3%
	47	13	27.7%

**2012 Recidivism Report  
(2009 Releases)**

**PERRY County  
(Based on County of Commitment)**

<b>FELONY LEVEL</b>	<b>2009 Releases</b>	<b>Number of Recidivists</b>	<b>RECIDIVISM RATE</b>
Felony B	6	1	16.7%
Felony C	17	7	41.2%
Felony D	24	5	20.8%
	47	13	27.7%

<b>OFFENSE CATEGORY</b>	<b>2009 Releases</b>	<b>Number of Recidivists</b>	<b>RECIDIVISM RATE</b>
CONTROLLED SUBSTANCE	9	3	33.3%
OTHER	14	5	35.7%
PERSON	5	0	0.0%
PROPERTY	12	4	33.3%
SEX OFFENSE	7	1	14.3%
	47	13	27.7%

<b>MOST SERIOUS OFFENSE</b>	<b>2009 Releases</b>	<b>Number of Recidivists</b>	<b>RECIDIVISM RATE</b>
Attempt to Commit a Felony	2	1	50.0%
Auto Theft, Receiving Stolen Parts	1	0	0.0%
Burglary	4	2	50.0%
Child Molesting	2	0	0.0%
Conspiracy	1	0	0.0%
Criminal Mischief	1	0	0.0%
Dealing Sched IV Controlled Substance	1	1	100%
Domestic Battery	1	0	0.0%
Escape/Failure to Return	1	1	100%
Failure to Register as a Sex Offender	3	2	66.7%
Non-Support of Dependent Child	3	1	33.3%
Operating Vehicle Intoxicated-Endanger	2	0	0.0%
Operating Vehicle Intoxicated-Serious Bodily Injury	1	0	0.0%
Operating Vehicle w/Lifetime Suspension	2	0	0.0%
Possession of Cocaine or Narcotic	2	1	50.0%
Possession of Controlled Substance	2	1	50.0%
Possession of Marijuana, Hash Oil, or Hashish	1	0	0.0%
Possession of Methamphetamine	1	0	0.0%
Possession of Methamphetamine Substance Tax	1	0	0.0%

**2012 Recidivism Report  
(2009 Releases)**

**PERRY County  
(Based on County of Commitment)**

<b>MOST SERIOUS OFFENSE</b>	<b>2009 Releases</b>	<b>Number of Recidivists</b>	<b>RECIDIVISM RATE</b>
Possession of Precursors	1	0	0.0%
Residential Entry	1	1	100%
Resisting Law Enforcement	1	0	0.0%
Sexual Battery	1	0	0.0%
Sexual Misconduct with a Minor	4	1	25.0%
Strangulation	1	0	0.0%
Theft, Receiving Stolen Property	5	1	20.0%
Trafficking with an Inmate	1	0	0.0%
	47	13	27.7%

**2012 Recidivism Report  
(2009 Releases)**

**PIKE County  
(Based on County of Commitment)**

RETURN TYPE	Number of Recidivists	PERCENT OF RETURNS
COURT SUPERVISION VIOLATION	1	20.0%
NEW CHARGE	2	40.0%
PAROLE VIOLATION - TECHNICAL	2	40.0%
	5	100%

RELEASE TYPE	2009 Releases	Number of Recidivists	RECIDIVISM RATE
CTP	2	0	0.0%
PAROLE	10	4	40.0%
PROBATION	6	1	16.7%
	18	5	27.8%

GENDER	2009 Releases	Number of Recidivists	RECIDIVISM RATE
FEMALE	3	1	33.3%
MALE	15	4	26.7%
	18	5	27.8%

RACE	2009 Releases	Number of Recidivists	RECIDIVISM RATE
CAUCASIAN	18	5	27.8%
	18	5	27.8%

**2012 Recidivism Report  
(2009 Releases)**

**PIKE County  
(Based on County of Commitment)**

<b>FELONY LEVEL</b>	<b>2009 Releases</b>	<b>Number of Recidivists</b>	<b>RECIDIVISM RATE</b>
Felony A	1	0	0.0%
Felony B	9	2	22.2%
Felony C	5	1	20.0%
Felony D	3	2	66.7%
	18	5	27.8%

<b>OFFENSE CATEGORY</b>	<b>2009 Releases</b>	<b>Number of Recidivists</b>	<b>RECIDIVISM RATE</b>
CONTROLLED SUBSTANCE	10	2	20.0%
OTHER	4	2	50.0%
PROPERTY	2	1	50.0%
SEX OFFENSE	2	0	0.0%
	18	5	27.8%

<b>MOST SERIOUS OFFENSE</b>	<b>2009 Releases</b>	<b>Number of Recidivists</b>	<b>RECIDIVISM RATE</b>
Arson	1	0	0.0%
Assisting a Criminal	1	0	0.0%
Burglary	1	1	100%
Conspiracy	2	1	50.0%
Criminal Deviate Conduct	1	0	0.0%
Dealing Cocaine or Narcotic	2	0	0.0%
Dealing Methamphetamine	1	0	0.0%
Dealing Sched I, II, or III Controlled Substance	2	0	0.0%
Failure to Register as a Sex Offender	1	1	100%
Incest	1	0	0.0%
Maintaining a Common Nuisance	1	0	0.0%
Possession of Cocaine or Narcotic	1	0	0.0%
Possession of Methamphetamine Substance Tax	2	2	100%
Possession of Precursors	1	0	0.0%
	18	5	27.8%

**2012 Recidivism Report  
(2009 Releases)**

**PORTER County  
(Based on County of Commitment)**

RETURN TYPE	Number of Recidivists	PERCENT OF RETURNS
COURT SUPERVISION VIOLATION	6	22.2%
NEW CHARGE	12	44.4%
PAROLE VIOLATION - NEW CHARGE	4	14.8%
PAROLE VIOLATION - TECHNICAL	5	18.5%
	27	100%

RELEASE TYPE	2009 Releases	Number of Recidivists	RECIDIVISM RATE
CTP	2	0	0.0%
DISCHARGE	4	0	0.0%
PAROLE	88	20	22.7%
PROBATION	44	7	15.9%
	138	27	19.6%

GENDER	2009 Releases	Number of Recidivists	RECIDIVISM RATE
FEMALE	13	1	7.7%
MALE	125	26	20.8%
	138	27	19.6%

RACE	2009 Releases	Number of Recidivists	RECIDIVISM RATE
AFRICAN AMERICAN	24	4	16.7%
CAUCASIAN	102	20	19.6%
HISPANIC	12	3	25.0%
	138	27	19.6%

**2012 Recidivism Report  
(2009 Releases)**

**PORTER County  
(Based on County of Commitment)**

<b>FELONY LEVEL</b>	<b>2009 Releases</b>	<b>Number of Recidivists</b>	<b>RECIDIVISM RATE</b>
Felony A	2	0	0.0%
Felony B	51	8	15.7%
Felony C	48	13	27.1%
Felony D	37	6	16.2%
	138	27	19.6%

<b>OFFENSE CATEGORY</b>	<b>2009 Releases</b>	<b>Number of Recidivists</b>	<b>RECIDIVISM RATE</b>
CONTROLLED SUBSTANCE	28	4	14.3%
OTHER	20	2	10.0%
PERSON	21	2	9.5%
PROPERTY	54	13	24.1%
SEX OFFENSE	14	6	42.9%
WEAPON	1	0	0.0%
	138	27	19.6%

<b>MOST SERIOUS OFFENSE</b>	<b>2009 Releases</b>	<b>Number of Recidivists</b>	<b>RECIDIVISM RATE</b>
Aggravated Battery	1	0	0.0%
Aiding, Inducing or Causing an Offense	3	0	0.0%
Attempt to Commit a Felony	1	0	0.0%
Auto Theft, Receiving Stolen Parts	4	1	25.0%
Battery	6	1	16.7%
Burglary	25	9	36.0%
Carjacking	1	0	0.0%
Child Molesting	6	3	50.0%
Conspiracy	1	0	0.0%
Criminal Recklessness	1	0	0.0%
Dealing Cocaine or Narcotic	17	3	17.6%
Dealing Marijuana, Hash Oil, or Hashish	1	0	0.0%
Dealing Sched I, II, or III Controlled Substance	5	0	0.0%
Domestic Battery	1	0	0.0%
Failure to Register as a Sex Offender	1	0	0.0%
Felon in Possession of a Firearm	1	0	0.0%
Forgery	8	0	0.0%

**2012 Recidivism Report  
(2009 Releases)**

**PORTER County  
(Based on County of Commitment)**

<b>MOST SERIOUS OFFENSE</b>	<b>2009 Releases</b>	<b>Number of Recidivists</b>	<b>RECIDIVISM RATE</b>
Fraud	1	1	100%
Fraud on Financial Institution	2	0	0.0%
Intimidation	2	0	0.0%
Neglect of a Dependent	1	0	0.0%
Non-Support of Dependent Child	3	0	0.0%
Operating Vehicle Intoxicated-Death	1	0	0.0%
Operating Vehicle Intoxicated-Prior Conviction	5	0	0.0%
Operating Vehicle While Privileges Suspended	2	0	0.0%
Operating Vehicle w/Lifetime Suspension	4	2	50.0%
Possession of Cocaine or Narcotic	4	1	25.0%
Possession of Controlled Substance	1	0	0.0%
Rape	2	1	50.0%
Residential Entry	1	0	0.0%
Robbery	6	1	16.7%
Sexual Misconduct with a Minor	6	2	33.3%
Strangulation	1	0	0.0%
Theft, Receiving Stolen Property	13	2	15.4%
	<b>138</b>	<b>27</b>	<b>19.6%</b>



**2012 Recidivism Report  
(2009 Releases)**

**POSEY County  
(Based on County of Commitment)**

RETURN TYPE	Number of Recidivists	PERCENT OF RETURNS
COURT SUPERVISION VIOLATION	6	33.3%
CTP TECH	1	5.6%
NEW CHARGE	6	33.3%
PAROLE VIOLATION - NEW CHARGE	1	5.6%
PAROLE VIOLATION - TECHNICAL	4	22.2%
	18	100%

RELEASE TYPE	2009 Releases	Number of Recidivists	RECIDIVISM RATE
CTP	11	3	27.3%
DISCHARGE	2	1	50.0%
PAROLE	13	4	30.8%
PROBATION	31	10	32.3%
	57	18	31.6%

GENDER	2009 Releases	Number of Recidivists	RECIDIVISM RATE
FEMALE	8	1	12.5%
MALE	49	17	34.7%
	57	18	31.6%

RACE	2009 Releases	Number of Recidivists	RECIDIVISM RATE
AFRICAN AMERICAN	5	4	80.0%
CAUCASIAN	51	13	25.5%
HISPANIC	1	1	100%
	57	18	31.6%

**2012 Recidivism Report  
(2009 Releases)**

**POSEY County  
(Based on County of Commitment)**

<b>FELONY LEVEL</b>	<b>2009 Releases</b>	<b>Number of Recidivists</b>	<b>RECIDIVISM RATE</b>
Felony A	1	1	100%
Felony B	20	7	35.0%
Felony C	13	5	38.5%
Felony D	23	5	21.7%
	57	18	31.6%

<b>OFFENSE CATEGORY</b>	<b>2009 Releases</b>	<b>Number of Recidivists</b>	<b>RECIDIVISM RATE</b>
CONTROLLED SUBSTANCE	27	6	22.2%
OTHER	12	0	0.0%
PERSON	7	3	42.9%
PROPERTY	7	6	85.7%
SEX OFFENSE	3	2	66.7%
WEAPON	1	1	100%
	57	18	31.6%

<b>MOST SERIOUS OFFENSE</b>	<b>2009 Releases</b>	<b>Number of Recidivists</b>	<b>RECIDIVISM RATE</b>
Aggravated Battery	1	1	100%
Assisting a Criminal	1	0	0.0%
Attempt to Commit a Felony	4	0	0.0%
Battery	2	1	50.0%
Carrying Handgun w/o License	1	1	100%
Child Molesting	1	0	0.0%
Dealing Cocaine or Narcotic	10	3	30.0%
Dealing Methamphetamine	5	1	20.0%
Driving While Intoxicated	2	0	0.0%
Forgery	3	3	100%
Maintaining a Common Nuisance	1	0	0.0%
Non-Support of Dependent Child	1	0	0.0%
Operating Vehicle While Privileges Suspended	1	0	0.0%
Operating Vehicle w/Lifetime Suspension	2	0	0.0%
Possession of Cocaine or Narcotic	3	0	0.0%
Possession of Controlled Substance	2	1	50.0%
Possession of Marijuana, Hash Oil, or Hashish	1	1	100%

**2012 Recidivism Report  
(2009 Releases)**

**POSEY County  
(Based on County of Commitment)**

<b>MOST SERIOUS OFFENSE</b>	<b>2009 Releases</b>	<b>Number of Recidivists</b>	<b>RECIDIVISM RATE</b>
Possession of Methamphetamine Substance Tax	4	0	0.0%
Possession of Precursors	1	0	0.0%
Rape	1	1	100%
Resisting Law Enforcement	1	0	0.0%
Robbery	1	1	100%
Sexual Misconduct with a Minor	1	1	100%
Strangulation	3	0	0.0%
Theft, Receiving Stolen Property	4	3	75.0%
	57	18	31.6%

**2012 Recidivism Report  
(2009 Releases)**

**PULASKI County  
(Based on County of Commitment)**

RETURN TYPE	Number of Recidivists	PERCENT OF RETURNS
COURT SUPERVISION VIOLATION	1	25.0%
NEW CHARGE	1	25.0%
PAROLE VIOLATION - NEW CHARGE	1	25.0%
PAROLE VIOLATION - TECHNICAL	1	25.0%
	4	100%

RELEASE TYPE	2009 Releases	Number of Recidivists	RECIDIVISM RATE
CTP	1	0	0.0%
PAROLE	8	2	25.0%
PROBATION	9	2	22.2%
	18	4	22.2%

GENDER	2009 Releases	Number of Recidivists	RECIDIVISM RATE
FEMALE	2	0	0.0%
MALE	16	4	25.0%
	18	4	22.2%

RACE	2009 Releases	Number of Recidivists	RECIDIVISM RATE
AFRICAN AMERICAN	1	1	100%
CAUCASIAN	17	3	17.6%
	18	4	22.2%

**2012 Recidivism Report  
(2009 Releases)**

**PULASKI County  
(Based on County of Commitment)**

<b>FELONY LEVEL</b>	<b>2009 Releases</b>	<b>Number of Recidivists</b>	<b>RECIDIVISM RATE</b>
Felony B	6	1	16.7%
Felony C	9	3	33.3%
Felony D	3	0	0.0%
	18	4	22.2%

<b>OFFENSE CATEGORY</b>	<b>2009 Releases</b>	<b>Number of Recidivists</b>	<b>RECIDIVISM RATE</b>
CONTROLLED SUBSTANCE	7	1	14.3%
OTHER	3	2	66.7%
PERSON	4	0	0.0%
PROPERTY	2	0	0.0%
SEX OFFENSE	2	1	50.0%
	18	4	22.2%

<b>MOST SERIOUS OFFENSE</b>	<b>2009 Releases</b>	<b>Number of Recidivists</b>	<b>RECIDIVISM RATE</b>
Battery	2	0	0.0%
Burglary	2	0	0.0%
Child Molesting	2	1	50.0%
Dealing Cocaine or Narcotic	4	1	25.0%
Escape/Failure to Return	1	1	100%
Intimidation	1	0	0.0%
Neglect of a Dependent	1	0	0.0%
Operating Vehicle w/Lifetime Suspension	2	1	50.0%
Possession of Cocaine or Narcotic	1	0	0.0%
Possession of Controlled Substance	1	0	0.0%
Possession of Marijuana, Hash Oil, or Hashish	1	0	0.0%
	18	4	22.2%

**2012 Recidivism Report  
(2009 Releases)**

**PUTNAM County  
(Based on County of Commitment)**

RETURN TYPE	Number of Recidivists	PERCENT OF RETURNS
COURT SUPERVISION VIOLATION	20	38.5%
CTP TECH	2	3.8%
NEW CHARGE	18	34.6%
PAROLE VIOLATION - NEW CHARGE	2	3.8%
PAROLE VIOLATION - TECHNICAL	10	19.2%
	52	100%

RELEASE TYPE	2009 Releases	Number of Recidivists	RECIDIVISM RATE
CTP	14	4	28.6%
DISCHARGE	14	4	28.6%
PAROLE	38	18	47.4%
PROBATION	74	26	35.1%
	140	52	37.1%

GENDER	2009 Releases	Number of Recidivists	RECIDIVISM RATE
FEMALE	16	3	18.8%
MALE	124	49	39.5%
	140	52	37.1%

RACE	2009 Releases	Number of Recidivists	RECIDIVISM RATE
AFRICAN AMERICAN	6	3	50.0%
CAUCASIAN	130	49	37.7%
HISPANIC	1	0	0.0%
OTHER	3	0	0.0%
	140	52	37.1%

**2012 Recidivism Report  
(2009 Releases)**

**PUTNAM County  
(Based on County of Commitment)**

<b>FELONY LEVEL</b>	<b>2009 Releases</b>	<b>Number of Recidivists</b>	<b>RECIDIVISM RATE</b>
Felony B	16	5	31.3%
Felony C	44	15	34.1%
Felony D	80	32	40.0%
	140	52	37.1%

<b>OFFENSE CATEGORY</b>	<b>2009 Releases</b>	<b>Number of Recidivists</b>	<b>RECIDIVISM RATE</b>
CONTROLLED SUBSTANCE	27	9	33.3%
OTHER	46	15	32.6%
PERSON	20	11	55.0%
PROPERTY	34	14	41.2%
SEX OFFENSE	13	3	23.1%
	140	52	37.1%

<b>MOST SERIOUS OFFENSE</b>	<b>2009 Releases</b>	<b>Number of Recidivists</b>	<b>RECIDIVISM RATE</b>
Aggravated Battery	1	0	0.0%
Attempt to Commit a Felony	3	2	66.7%
Auto Theft, Receiving Stolen Parts	1	0	0.0%
Battery	6	4	66.7%
Burglary	10	6	60.0%
Child Molesting	7	2	28.6%
Conspiracy	4	1	25.0%
Controlled Substance Registration	1	0	0.0%
Criminal Confinement	1	0	0.0%
Criminal Recklessness	1	1	100%
Dealing Cocaine or Narcotic	1	0	0.0%
Dealing Sched I, II, or III Controlled Substance	3	1	33.3%
Dealing Sched IV Controlled Substance	1	1	100%
Domestic Battery	4	3	75.0%
Driving While Intoxicated	6	2	33.3%
Forgery	7	1	14.3%
Intimidation	2	2	100%
Non-Support of Dependent Child	6	0	0.0%
Operating Vehicle Intoxicated-Endanger	1	1	100%

**2012 Recidivism Report  
(2009 Releases)**

**PUTNAM County  
(Based on County of Commitment)**

<b>MOST SERIOUS OFFENSE</b>	<b>2009 Releases</b>	<b>Number of Recidivists</b>	<b>RECIDIVISM RATE</b>
Operating Vehicle Intoxicated-Prior Conviction	14	4	28.6%
Operating Vehicle Intoxicated-Serious Bodily Injury	1	0	0.0%
Operating Vehicle While Privileges Suspended	4	2	50.0%
Operating Vehicle w/Lifetime Suspension	6	2	33.3%
Perjury	1	1	100%
Possession of Cocaine or Narcotic	8	0	0.0%
Possession of Controlled Substance	4	3	75.0%
Possession of Marijuana, Hash Oil, or Hashish	5	2	40.0%
Possession of Methamphetamine Substance Tax	4	2	50.0%
Reckless Homicide	1	0	0.0%
Residential Entry	2	1	50.0%
Resisting Law Enforcement	1	0	0.0%
Robbery	1	0	0.0%
Sexual Misconduct with a Minor	5	1	20.0%
Theft, Receiving Stolen Property	14	6	42.9%
Trafficking with an Inmate	1	1	100%
Vicarious Sexual Gratification	1	0	0.0%
Voluntary Manslaughter	1	0	0.0%
	<b>140</b>	<b>52</b>	<b>37.1%</b>



**2012 Recidivism Report  
(2009 Releases)**

**RANDOLPH County  
(Based on County of Commitment)**

RETURN TYPE	Number of Recidivists	PERCENT OF RETURNS
COURT SUPERVISION VIOLATION	3	75.0%
PAROLE VIOLATION - TECHNICAL	1	25.0%
	4	100%

RELEASE TYPE	2009 Releases	Number of Recidivists	RECIDIVISM RATE
CTP	2	0	0.0%
DISCHARGE	1	1	100%
PAROLE	6	0	0.0%
PROBATION	6	3	50.0%
	15	4	26.7%

GENDER	2009 Releases	Number of Recidivists	RECIDIVISM RATE
MALE	15	4	26.7%
	15	4	26.7%

RACE	2009 Releases	Number of Recidivists	RECIDIVISM RATE
CAUCASIAN	13	3	23.1%
HISPANIC	2	1	50.0%
	15	4	26.7%

**2012 Recidivism Report  
(2009 Releases)**

**RANDOLPH County  
(Based on County of Commitment)**

<b>FELONY LEVEL</b>	<b>2009 Releases</b>	<b>Number of Recidivists</b>	<b>RECIDIVISM RATE</b>
Felony B	3	0	0.0%
Felony C	6	1	16.7%
Felony D	6	3	50.0%
	15	4	26.7%

<b>OFFENSE CATEGORY</b>	<b>2009 Releases</b>	<b>Number of Recidivists</b>	<b>RECIDIVISM RATE</b>
CONTROLLED SUBSTANCE	3	0	0.0%
OTHER	3	1	33.3%
PROPERTY	2	1	50.0%
SEX OFFENSE	7	2	28.6%
	15	4	26.7%

<b>MOST SERIOUS OFFENSE</b>	<b>2009 Releases</b>	<b>Number of Recidivists</b>	<b>RECIDIVISM RATE</b>
Attempt to Commit a Felony	1	0	0.0%
Child Exploitation	1	1	100%
Child Molesting	3	0	0.0%
Child Solicitation	1	1	100%
Incest	1	0	0.0%
Non-Support of Dependent Child	1	1	100%
Operating Vehicle w/Lifetime Suspension	1	0	0.0%
Possession of Cocaine or Narcotic	2	0	0.0%
Possession of Marijuana, Hash Oil, or Hashish	1	0	0.0%
Sexual Misconduct with a Minor	1	0	0.0%
Theft, Receiving Stolen Property	2	1	50.0%
	15	4	26.7%

**2012 Recidivism Report  
(2009 Releases)**

**RIPLEY County  
(Based on County of Commitment)**

RETURN TYPE	Number of Recidivists	PERCENT OF RETURNS
COURT SUPERVISION VIOLATION	8	33.3%
NEW CHARGE	11	45.8%
PAROLE VIOLATION - NEW CHARGE	1	4.2%
PAROLE VIOLATION - TECHNICAL	4	16.7%
	24	100%

RELEASE TYPE	2009 Releases	Number of Recidivists	RECIDIVISM RATE
CTP	4	1	25.0%
DISCHARGE	5	0	0.0%
PAROLE	24	6	25.0%
PROBATION	54	17	31.5%
	87	24	27.6%

GENDER	2009 Releases	Number of Recidivists	RECIDIVISM RATE
FEMALE	12	3	25.0%
MALE	75	21	28.0%
	87	24	27.6%

RACE	2009 Releases	Number of Recidivists	RECIDIVISM RATE
AFRICAN AMERICAN	3	2	66.7%
CAUCASIAN	81	21	25.9%
HISPANIC	2	0	0.0%
OTHER	1	1	100%
	87	24	27.6%

**2012 Recidivism Report  
(2009 Releases)**

**RIPLEY County  
(Based on County of Commitment)**

<b>FELONY LEVEL</b>	<b>2009 Releases</b>	<b>Number of Recidivists</b>	<b>RECIDIVISM RATE</b>
Felony B	6	1	16.7%
Felony C	22	5	22.7%
Felony D	59	18	30.5%
	87	24	27.6%

<b>OFFENSE CATEGORY</b>	<b>2009 Releases</b>	<b>Number of Recidivists</b>	<b>RECIDIVISM RATE</b>
CONTROLLED SUBSTANCE	16	5	31.3%
OTHER	33	11	33.3%
PERSON	10	1	10.0%
PROPERTY	23	6	26.1%
SEX OFFENSE	5	1	20.0%
	87	24	27.6%

<b>MOST SERIOUS OFFENSE</b>	<b>2009 Releases</b>	<b>Number of Recidivists</b>	<b>RECIDIVISM RATE</b>
Attempt to Commit a Felony	1	0	0.0%
Battery	3	0	0.0%
Battery by Bodily Waste	1	1	100%
Burglary	8	2	25.0%
Child Molesting	4	0	0.0%
Conspiracy	2	2	100%
Controlled Substance Registration	1	0	0.0%
Criminal Mischief	1	0	0.0%
Dealing Cocaine or Narcotic	3	1	33.3%
Dealing Sched IV Controlled Substance	1	0	0.0%
Domestic Battery	2	0	0.0%
Failure to Return to Lawful Detention	2	0	0.0%
Identity Deception	1	0	0.0%
Intimidation	2	0	0.0%
Non-Support of Dependent Child	2	1	50.0%
Operating Vehicle Intoxicated-Death	1	0	0.0%
Operating Vehicle Intoxicated-Endanger	1	0	0.0%
Operating Vehicle Intoxicated-Prior Conviction	12	3	25.0%
Operating Vehicle While Privileges Suspended	7	3	42.9%

**2012 Recidivism Report  
(2009 Releases)**

**RIPLEY County  
(Based on County of Commitment)**

<b>MOST SERIOUS OFFENSE</b>	<b>2009 Releases</b>	<b>Number of Recidivists</b>	<b>RECIDIVISM RATE</b>
Operating Vehicle w/Lifetime Suspension	4	1	25.0%
Possession of Cocaine or Narcotic	1	0	0.0%
Possession of Controlled Substance	3	2	66.7%
Possession of Marijuana, Hash Oil, or Hashish	5	1	20.0%
Possession of Methamphetamine Substance Tax	1	0	0.0%
Possession of Precursors	1	1	100%
Resisting Law Enforcement	3	1	33.3%
Sexual Misconduct with a Minor	1	1	100%
Theft, Receiving Stolen Property	13	4	30.8%
	87	24	27.6%

**2012 Recidivism Report  
(2009 Releases)**

**RUSH County  
(Based on County of Commitment)**

RETURN TYPE	Number of Recidivists	PERCENT OF RETURNS
COURT SUPERVISION VIOLATION	5	29.4%
NEW CHARGE	9	52.9%
PAROLE VIOLATION - TECHNICAL	3	17.6%
	17	100%

RELEASE TYPE	2009 Releases	Number of Recidivists	RECIDIVISM RATE
CTP	1	0	0.0%
DISCHARGE	6	1	16.7%
PAROLE	30	6	20.0%
PROBATION	31	10	32.3%
	68	17	25.0%

GENDER	2009 Releases	Number of Recidivists	RECIDIVISM RATE
FEMALE	16	3	18.8%
MALE	52	14	26.9%
	68	17	25.0%

RACE	2009 Releases	Number of Recidivists	RECIDIVISM RATE
CAUCASIAN	68	17	25.0%
	68	17	25.0%

**2012 Recidivism Report  
(2009 Releases)**

**RUSH County  
(Based on County of Commitment)**

<b>FELONY LEVEL</b>	<b>2009 Releases</b>	<b>Number of Recidivists</b>	<b>RECIDIVISM RATE</b>
Felony A	1	0	0.0%
Felony B	9	3	33.3%
Felony C	17	4	23.5%
Felony D	40	10	25.0%
Murder	1	0	0.0%
	68	17	25.0%

<b>OFFENSE CATEGORY</b>	<b>2009 Releases</b>	<b>Number of Recidivists</b>	<b>RECIDIVISM RATE</b>
CONTROLLED SUBSTANCE	24	7	29.2%
OTHER	22	6	27.3%
PERSON	5	1	20.0%
PROPERTY	15	3	20.0%
SEX OFFENSE	1	0	0.0%
WEAPON	1	0	0.0%
	68	17	25.0%

<b>MOST SERIOUS OFFENSE</b>	<b>2009 Releases</b>	<b>Number of Recidivists</b>	<b>RECIDIVISM RATE</b>
Attempt to Commit a Felony	1	1	100%
Battery	2	1	50.0%
Burglary	4	2	50.0%
Carrying Handgun w/o License	1	0	0.0%
Child Molesting	1	0	0.0%
Criminal Recklessness	1	0	0.0%
Dealing Cocaine or Narcotic	4	1	25.0%
Dealing Marijuana, Hash Oil, or Hashish	1	0	0.0%
Dealing Methamphetamine	1	0	0.0%
Dealing Sched I, II, or III Controlled Substance	1	0	0.0%
Driving While Intoxicated	12	2	16.7%
Driving While Suspended/Oper Veh HTV	1	0	0.0%
Escape/Failure to Return	1	1	100%
Failure to Register as a Sex Offender	1	1	100%
Forgery	4	1	25.0%
Fraud	1	0	0.0%

**2012 Recidivism Report  
(2009 Releases)**

**RUSH County  
(Based on County of Commitment)**

<b>MOST SERIOUS OFFENSE</b>	<b>2009 Releases</b>	<b>Number of Recidivists</b>	<b>RECIDIVISM RATE</b>
Maintaining a Common Nuisance	3	0	0.0%
Murder	1	0	0.0%
Neglect of a Dependent	1	0	0.0%
Non-Support of Dependent Child	1	0	0.0%
Operating Vehicle While Privileges Suspended	1	1	100%
Operating Vehicle w/Lifetime Suspension	3	0	0.0%
Possession of Cocaine or Narcotic	2	1	50.0%
Possession of Cocaine or Narcotic Drug	1	0	0.0%
Possession of Controlled Substance	3	1	33.3%
Possession of Marijuana, Hash Oil, or Hashish	7	3	42.9%
Possession of Paraphernalia	1	1	100%
Residential Entry	1	0	0.0%
Resisting Law Enforcement	1	0	0.0%
Theft, Receiving Stolen Property	5	0	0.0%
	<b>68</b>	<b>17</b>	<b>25.0%</b>



**2012 Recidivism Report  
(2009 Releases)**

**SCOTT County  
(Based on County of Commitment)**

RETURN TYPE	Number of Recidivists	PERCENT OF RETURNS
COURT SUPERVISION VIOLATION	8	25.0%
NEW CHARGE	11	34.4%
PAROLE VIOLATION - NEW CHARGE	7	21.9%
PAROLE VIOLATION - TECHNICAL	6	18.8%
	32	100%

RELEASE TYPE	2009 Releases	Number of Recidivists	RECIDIVISM RATE
CTP	5	2	40.0%
DISCHARGE	4	0	0.0%
PAROLE	33	15	45.5%
PROBATION	40	15	37.5%
	82	32	39.0%

GENDER	2009 Releases	Number of Recidivists	RECIDIVISM RATE
FEMALE	15	6	40.0%
MALE	67	26	38.8%
	82	32	39.0%

RACE	2009 Releases	Number of Recidivists	RECIDIVISM RATE
AFRICAN AMERICAN	2	0	0.0%
CAUCASIAN	78	32	41.0%
HISPANIC	2	0	0.0%
	82	32	39.0%

**2012 Recidivism Report  
(2009 Releases)**

**SCOTT County  
(Based on County of Commitment)**

<b>FELONY LEVEL</b>	<b>2009 Releases</b>	<b>Number of Recidivists</b>	<b>RECIDIVISM RATE</b>
Felony A	1	0	0.0%
Felony B	12	4	33.3%
Felony C	28	12	42.9%
Felony D	41	16	39.0%
	82	32	39.0%

<b>OFFENSE CATEGORY</b>	<b>2009 Releases</b>	<b>Number of Recidivists</b>	<b>RECIDIVISM RATE</b>
CONTROLLED SUBSTANCE	14	3	21.4%
OTHER	15	6	40.0%
PERSON	9	2	22.2%
PROPERTY	35	16	45.7%
SEX OFFENSE	7	4	57.1%
WEAPON	2	1	50.0%
	82	32	39.0%

<b>MOST SERIOUS OFFENSE</b>	<b>2009 Releases</b>	<b>Number of Recidivists</b>	<b>RECIDIVISM RATE</b>
Attempt to Commit a Felony	2	0	0.0%
Auto Theft, Receiving Stolen Parts	2	1	50.0%
Battery	4	0	0.0%
Burglary	12	4	33.3%
Carrying Handgun w/o License	1	1	100%
Child Molesting	7	4	57.1%
Conspiracy	2	1	50.0%
Criminal Confinement	1	0	0.0%
Dealing Cocaine or Narcotic	3	0	0.0%
Dealing Sched V Controlled Substance	1	1	100%
Domestic Battery	2	1	50.0%
Driving While Intoxicated	5	2	40.0%
Driving While Suspended/Oper Veh HTV	1	0	0.0%
Forgery	1	1	100%
Fraud on Financial Institution	1	0	0.0%
Handgun Violation	1	0	0.0%
Intimidation	1	0	0.0%

**2012 Recidivism Report  
(2009 Releases)**

**SCOTT County  
(Based on County of Commitment)**

<b>MOST SERIOUS OFFENSE</b>	<b>2009 Releases</b>	<b>Number of Recidivists</b>	<b>RECIDIVISM RATE</b>
Maintaining a Common Nuisance	1	0	0.0%
Operating Vehicle While Privileges Suspended	1	1	100%
Operating Vehicle w/Lifetime Suspension	2	2	100%
Possession of Cocaine or Narcotic	5	2	40.0%
Possession of Controlled Substance	2	0	0.0%
Possession of Methamphetamine Substance Tax	1	0	0.0%
Possession of Precursors	1	0	0.0%
Residential Entry	1	1	100%
Resisting Law Enforcement	2	0	0.0%
Robbery	1	1	100%
Theft, Receiving Stolen Property	18	9	50.0%
	82	32	39.0%

**2012 Recidivism Report  
(2009 Releases)**

**SHELBY County  
(Based on County of Commitment)**

RETURN TYPE	Number of Recidivists	PERCENT OF RETURNS
COURT SUPERVISION VIOLATION	48	46.6%
CTP NEW	1	1.0%
NEW CHARGE	36	35.0%
PAROLE VIOLATION - NEW CHARGE	6	5.8%
PAROLE VIOLATION - TECHNICAL	12	11.7%
	103	100%

RELEASE TYPE	2009 Releases	Number of Recidivists	RECIDIVISM RATE
CTP	15	5	33.3%
DISCHARGE	10	3	30.0%
PAROLE	120	42	35.0%
PROBATION	117	53	45.3%
	262	103	39.3%

GENDER	2009 Releases	Number of Recidivists	RECIDIVISM RATE
FEMALE	51	21	41.2%
MALE	211	82	38.9%
	262	103	39.3%

RACE	2009 Releases	Number of Recidivists	RECIDIVISM RATE
AFRICAN AMERICAN	16	8	50.0%
CAUCASIAN	237	92	38.8%
HISPANIC	6	2	33.3%
OTHER	3	1	33.3%
	262	103	39.3%

**2012 Recidivism Report  
(2009 Releases)**

**SHELBY County  
(Based on County of Commitment)**

FELONY LEVEL	2009 Releases	Number of Recidivists	RECIDIVISM RATE
Felony A	2	0	0.0%
Felony B	43	17	39.5%
Felony C	76	31	40.8%
Felony D	140	54	38.6%
Habitual Enhancement	1	1	100%
	262	103	39.3%

OFFENSE CATEGORY	2009 Releases	Number of Recidivists	RECIDIVISM RATE
CONTROLLED SUBSTANCE	59	20	33.9%
OTHER	69	22	31.9%
PERSON	38	12	31.6%
PROPERTY	78	37	47.4%
SEX OFFENSE	16	11	68.8%
WEAPON	2	1	50.0%
	262	103	39.3%

MOST SERIOUS OFFENSE	2009 Releases	Number of Recidivists	RECIDIVISM RATE
Accident/Failure to Stop-Serious Injury/Death	1	0	0.0%
Aiding, Inducing or Causing an Offense	1	0	0.0%
Arson	3	1	33.3%
Attempt to Commit a Felony	5	1	20.0%
Auto Theft, Receiving Stolen Parts	4	2	50.0%
Battery	10	3	30.0%
Battery by Bodily Waste	1	0	0.0%
Battery on Law Enforcement	1	0	0.0%
Burglary	28	15	53.6%
Carrying Handgun w/o License	2	1	50.0%
Check Fraud	1	1	100%
Child Molesting	9	5	55.6%
Conspiracy	4	2	50.0%
Corrupt Business Influence	2	1	50.0%
Criminal Confinement	1	0	0.0%
Criminal Deviate Conduct	1	1	100%

**2012 Recidivism Report  
(2009 Releases)**

**SHELBY County  
(Based on County of Commitment)**

<b>MOST SERIOUS OFFENSE</b>	<b>2009 Releases</b>	<b>Number of Recidivists</b>	<b>RECIDIVISM RATE</b>
Criminal Recklessness	2	2	100%
Dealing Cocaine or Narcotic	7	2	28.6%
Dealing Marijuana, Hash Oil, or Hashish	2	1	50.0%
Dealing Sched I, II, or III Controlled Substance	2	1	50.0%
Dealing/Possession of a Look-a-Like Substance	2	1	50.0%
Domestic Battery	5	1	20.0%
Driving While Intoxicated	2	0	0.0%
Driving While Suspended/Oper Veh HTV	2	1	50.0%
Escape/Failure to Return	1	1	100%
Failure to Return to Lawful Detention	2	2	100%
Forgery	13	5	38.5%
Fraud on Financial Institution	1	0	0.0%
Habitual Offender Traffic Laws	1	1	100%
Intimidation	6	4	66.7%
Maintaining a Common Nuisance	7	3	42.9%
Neglect of a Dependent	2	0	0.0%
Non-Support of Dependent Child	6	1	16.7%
Obstruction of Justice	2	0	0.0%
Operating Vehicle Intoxicated-Endanger	2	1	50.0%
Operating Vehicle Intoxicated-Prior Conviction	22	9	40.9%
Operating Vehicle Intoxicated-Serious Bodily Injury	3	0	0.0%
Operating Vehicle While Privileges Suspended	4	1	25.0%
Operating Vehicle w/Lifetime Suspension	11	2	18.2%
Possession of Cocaine or Narcotic	18	4	22.2%
Possession of Controlled Substance	6	3	50.0%
Possession of Marijuana, Hash Oil, or Hashish	11	3	27.3%
Possession of Methamphetamine Substance Tax	1	1	100%
Possession of Precursors	1	0	0.0%
Possession of Prescription/Allergy Drug	2	1	50.0%
Possession/Use of Legend Drug	1	0	0.0%
Prescription Fraud	1	1	100%
Residential Entry	2	2	100%
Resisting Law Enforcement	4	0	0.0%
Robbery	2	0	0.0%

**2012 Recidivism Report  
(2009 Releases)****SHELBY County  
(Based on County of Commitment)**

<b>MOST SERIOUS OFFENSE</b>	<b>2009 Releases</b>	<b>Number of Recidivists</b>	<b>RECIDIVISM RATE</b>
Sexual Misconduct with a Minor	6	5	83.3%
Strangulation	2	1	50.0%
Theft, Receiving Stolen Property	24	10	41.7%
	262	103	39.3%

**2012 Recidivism Report  
(2009 Releases)**

**SPENCER County  
(Based on County of Commitment)**

RETURN TYPE	Number of Recidivists	PERCENT OF RETURNS
NEW CHARGE	3	60.0%
PAROLE VIOLATION - NEW CHARGE	1	20.0%
PAROLE VIOLATION - TECHNICAL	1	20.0%
	5	100%

RELEASE TYPE	2009 Releases	Number of Recidivists	RECIDIVISM RATE
CTP	1	1	100%
PAROLE	2	2	100%
PROBATION	15	2	13.3%
	18	5	27.8%

GENDER	2009 Releases	Number of Recidivists	RECIDIVISM RATE
FEMALE	1	0	0.0%
MALE	17	5	29.4%
	18	5	27.8%

RACE	2009 Releases	Number of Recidivists	RECIDIVISM RATE
AFRICAN AMERICAN	1	1	100%
CAUCASIAN	17	4	23.5%
	18	5	27.8%



**2012 Recidivism Report  
(2009 Releases)**

**SPENCER County  
(Based on County of Commitment)**

<b>FELONY LEVEL</b>	<b>2009 Releases</b>	<b>Number of Recidivists</b>	<b>RECIDIVISM RATE</b>
Felony B	3	0	0.0%
Felony C	4	2	50.0%
Felony D	11	3	27.3%
	18	5	27.8%

<b>OFFENSE CATEGORY</b>	<b>2009 Releases</b>	<b>Number of Recidivists</b>	<b>RECIDIVISM RATE</b>
CONTROLLED SUBSTANCE	8	3	37.5%
OTHER	3	0	0.0%
PERSON	1	0	0.0%
PROPERTY	3	1	33.3%
SEX OFFENSE	3	1	33.3%
	18	5	27.8%

<b>MOST SERIOUS OFFENSE</b>	<b>2009 Releases</b>	<b>Number of Recidivists</b>	<b>RECIDIVISM RATE</b>
Child Molesting	2	1	50.0%
Dealing Cocaine or Narcotic	1	0	0.0%
Failure to Register as a Sex Offender	1	0	0.0%
Failure to Return to Lawful Detention	2	0	0.0%
Maintaining a Common Nuisance	1	1	100%
Possession of Cocaine or Narcotic	1	1	100%
Possession of Methamphetamine	1	0	0.0%
Possession of Methamphetamine Substance Tax	1	1	100%
Possession of Precursors	2	0	0.0%
Possession of Prescription/Allergy Drug	1	0	0.0%
Reckless Homicide	1	0	0.0%
Sexual Misconduct with a Minor	1	0	0.0%
Theft, Receiving Stolen Property	3	1	33.3%
	18	5	27.8%

**2012 Recidivism Report  
(2009 Releases)**

**ST. JOSEPH County  
(Based on County of Commitment)**

RETURN TYPE	Number of Recidivists	PERCENT OF RETURNS
COURT SUPERVISION VIOLATION	30	15.4%
CTP NEW	2	1.0%
CTP TECH	6	3.1%
NEW CHARGE	73	37.4%
PAROLE VIOLATION - NEW CHARGE	33	16.9%
PAROLE VIOLATION - TECHNICAL	51	26.2%
	195	100%

RELEASE TYPE	2009 Releases	Number of Recidivists	RECIDIVISM RATE
CTP	46	18	39.1%
DISCHARGE	18	5	27.8%
PAROLE	415	137	33.0%
PROBATION	148	35	23.6%
	627	195	31.1%

GENDER	2009 Releases	Number of Recidivists	RECIDIVISM RATE
FEMALE	82	18	22.0%
MALE	545	177	32.5%
	627	195	31.1%

RACE	2009 Releases	Number of Recidivists	RECIDIVISM RATE
AFRICAN AMERICAN	313	113	36.1%
CAUCASIAN	281	73	26.0%
HISPANIC	30	7	23.3%
OTHER	3	2	66.7%
	627	195	31.1%

**2012 Recidivism Report  
(2009 Releases)**

**ST. JOSEPH County  
(Based on County of Commitment)**

<b>FELONY LEVEL</b>	<b>2009 Releases</b>	<b>Number of Recidivists</b>	<b>RECIDIVISM RATE</b>
Felony A	9	2	22.2%
Felony B	83	28	33.7%
Felony C	202	70	34.7%
Felony D	329	95	28.9%
Murder	4	0	0.0%
	627	195	31.1%

<b>OFFENSE CATEGORY</b>	<b>2009 Releases</b>	<b>Number of Recidivists</b>	<b>RECIDIVISM RATE</b>
CONTROLLED SUBSTANCE	119	37	31.1%
OTHER	151	22	14.6%
PERSON	119	36	30.3%
PROPERTY	191	79	41.4%
SEX OFFENSE	32	15	46.9%
WEAPON	15	6	40.0%
	627	195	31.1%

<b>MOST SERIOUS OFFENSE</b>	<b>2009 Releases</b>	<b>Number of Recidivists</b>	<b>RECIDIVISM RATE</b>
Accident/Failure to Stop-Serious Injury/Death	1	0	0.0%
Aggravated Battery	3	1	33.3%
Assisting a Criminal	2	0	0.0%
Attempt to Commit a Felony	28	8	28.6%
Auto Theft, Receiving Stolen Parts	9	6	66.7%
Battery	36	9	25.0%
Battery by Bodily Waste	3	1	33.3%
Burglary	58	21	36.2%
Carjacking	2	0	0.0%
Carrying Handgun w/o License	5	2	40.0%
Child Exploitation	2	0	0.0%
Child Molesting	15	10	66.7%
Child Solicitation	5	1	20.0%
Conspiracy	1	0	0.0%
Criminal Confinement	2	2	100%
Criminal Recklessness	5	2	40.0%

**2012 Recidivism Report  
(2009 Releases)**

**ST. JOSEPH County  
(Based on County of Commitment)**

<b>MOST SERIOUS OFFENSE</b>	<b>2009 Releases</b>	<b>Number of Recidivists</b>	<b>RECIDIVISM RATE</b>
Dealing Cocaine or Narcotic	18	8	44.4%
Dealing Marijuana, Hash Oil, or Hashish	1	0	0.0%
Dealing Sched I, II, or III Controlled Substance	1	0	0.0%
Dealing Subs. Represent as Controlled Substances	1	0	0.0%
Domestic Battery	5	3	60.0%
Driving While Intoxicated	2	0	0.0%
Driving While Suspended/Oper Veh HTV	5	1	20.0%
Failure to Appear	1	0	0.0%
Failure to Register as a Sex Offender	2	1	50.0%
Failure to Stop Accident/Death	2	0	0.0%
Felon in Possession of a Firearm	8	2	25.0%
Forgery	16	7	43.8%
Fraud	2	0	0.0%
Fraud on Financial Institution	1	0	0.0%
Handgun Violation	1	1	100%
Identity Deception	1	0	0.0%
Intimidation	11	3	27.3%
Murder	4	0	0.0%
Neglect of a Dependent	3	1	33.3%
Non-Support of Dependent Child	5	1	20.0%
Operating Vehicle Intoxicated-Death	2	1	50.0%
Operating Vehicle Intoxicated-Endanger	1	0	0.0%
Operating Vehicle Intoxicated-Prior Conviction	40	3	7.5%
Operating Vehicle While Privileges Suspended	17	1	5.9%
Operating Vehicle w/Lifetime Suspension	28	5	17.9%
Possession - Firearm-School Property	1	1	100%
Possession of Cocaine or Narcotic	75	23	30.7%
Possession of Controlled Substance	6	2	33.3%
Possession of Marijuana, Hash Oil, or Hashish	11	3	27.3%
Possession of Methamphetamine Substance Tax	2	0	0.0%
Possession of Paraphernalia	3	1	33.3%
Possession of Prescription/Allergy Drug	1	0	0.0%
Prostitution	5	1	20.0%
Public Indecency	1	1	100%

**2012 Recidivism Report  
(2009 Releases)**

**ST. JOSEPH County  
(Based on County of Commitment)**

<b>MOST SERIOUS OFFENSE</b>	<b>2009 Releases</b>	<b>Number of Recidivists</b>	<b>RECIDIVISM RATE</b>
Rape	2	1	50.0%
Reckless Homicide	1	0	0.0%
Residential Entry	9	1	11.1%
Resisting Law Enforcement	19	2	10.5%
Robbery	30	11	36.7%
Security Sale Fraud	1	0	0.0%
Sexual Battery	1	1	100%
Sexual Misconduct with a Minor	6	2	33.3%
Strangulation	1	0	0.0%
Theft, Receiving Stolen Property	95	44	46.3%
Vicarious Sexual Gratification	1	0	0.0%
Voluntary Manslaughter	1	0	0.0%
	627	195	31.1%

**2012 Recidivism Report  
(2009 Releases)**

**STARKE County  
(Based on County of Commitment)**

RETURN TYPE	Number of Recidivists	PERCENT OF RETURNS
COURT SUPERVISION VIOLATION	15	31.9%
NEW CHARGE	25	53.2%
PAROLE VIOLATION - NEW CHARGE	2	4.3%
PAROLE VIOLATION - TECHNICAL	5	10.6%
	47	100%

RELEASE TYPE	2009 Releases	Number of Recidivists	RECIDIVISM RATE
CTP	8	3	37.5%
DISCHARGE	10	2	20.0%
PAROLE	56	23	41.1%
PROBATION	54	19	35.2%
	128	47	36.7%

GENDER	2009 Releases	Number of Recidivists	RECIDIVISM RATE
FEMALE	12	4	33.3%
MALE	116	43	37.1%
	128	47	36.7%

RACE	2009 Releases	Number of Recidivists	RECIDIVISM RATE
AFRICAN AMERICAN	2	1	50.0%
CAUCASIAN	120	43	35.8%
HISPANIC	3	2	66.7%
OTHER	3	1	33.3%
	128	47	36.7%

**2012 Recidivism Report  
(2009 Releases)**

**STARKE County  
(Based on County of Commitment)**

<b>FELONY LEVEL</b>	<b>2009 Releases</b>	<b>Number of Recidivists</b>	<b>RECIDIVISM RATE</b>
Felony B	13	4	30.8%
Felony C	26	8	30.8%
Felony D	89	35	39.3%
	128	47	36.7%

<b>OFFENSE CATEGORY</b>	<b>2009 Releases</b>	<b>Number of Recidivists</b>	<b>RECIDIVISM RATE</b>
CONTROLLED SUBSTANCE	32	14	43.8%
OTHER	27	8	29.6%
PERSON	20	12	60.0%
PROPERTY	39	12	30.8%
SEX OFFENSE	9	1	11.1%
WEAPON	1	0	0.0%
	128	47	36.7%

<b>MOST SERIOUS OFFENSE</b>	<b>2009 Releases</b>	<b>Number of Recidivists</b>	<b>RECIDIVISM RATE</b>
Aggravated Battery	1	1	100%
Aiding, Inducing or Causing an Offense	1	1	100%
Arson	1	1	100%
Attempt to Commit a Felony	3	0	0.0%
Auto Theft, Receiving Stolen Parts	3	3	100%
Battery	5	3	60.0%
Battery by Bodily Waste	1	0	0.0%
Burglary	11	4	36.4%
Check Fraud	3	0	0.0%
Child Molesting	3	0	0.0%
Criminal Deviate Conduct	1	0	0.0%
Criminal Recklessness	1	1	100%
Dealing Cocaine or Narcotic	5	2	40.0%
Dealing Methamphetamine	1	1	100%
Dealing Sched I, II, or III Controlled Substance	1	0	0.0%
Dealing Sched V Controlled Substance	1	0	0.0%
Domestic Battery	4	3	75.0%
Driving While Intoxicated	6	2	33.3%

**2012 Recidivism Report  
(2009 Releases)**

**STARKE County  
(Based on County of Commitment)**

<b>MOST SERIOUS OFFENSE</b>	<b>2009 Releases</b>	<b>Number of Recidivists</b>	<b>RECIDIVISM RATE</b>
Failure to Register as a Sex Offender	1	1	100%
Felon in Possession of a Firearm	1	0	0.0%
Forgery	4	0	0.0%
Intimidation	3	2	66.7%
Maintaining a Common Nuisance	4	3	75.0%
Neglect of a Dependent	1	0	0.0%
Non-Support of Dependent Child	1	1	100%
Operating Vehicle Intoxicated-Prior Conviction	6	0	0.0%
Operating Vehicle Intoxicated-Serious Bodily Injury	1	0	0.0%
Operating Vehicle While Privileges Suspended	3	0	0.0%
Operating Vehicle w/Lifetime Suspension	2	1	50.0%
Possession of Cocaine or Narcotic	2	0	0.0%
Possession of Controlled Substance	8	4	50.0%
Possession of Marijuana, Hash Oil, or Hashish	3	1	33.3%
Possession of Methamphetamine Substance Tax	1	0	0.0%
Possession of Precursors	5	3	60.0%
Possession of Prescription/Allergy Drug	1	0	0.0%
Prescription Fraud	1	0	0.0%
Residential Entry	2	2	100%
Resisting Law Enforcement	3	2	66.7%
Robbery	2	1	50.0%
Sexual Battery	2	1	50.0%
Sexual Misconduct with a Minor	2	0	0.0%
Strangulation	1	1	100%
Theft, Receiving Stolen Property	15	2	13.3%
Vicarious Sexual Gratification	1	0	0.0%
	128	47	36.7%



**2012 Recidivism Report  
(2009 Releases)**

**STEUBEN County  
(Based on County of Commitment)**

RETURN TYPE	Number of Recidivists	PERCENT OF RETURNS
COURT SUPERVISION VIOLATION	2	22.2%
CTP TECH	1	11.1%
NEW CHARGE	2	22.2%
PAROLE VIOLATION - NEW CHARGE	2	22.2%
PAROLE VIOLATION - TECHNICAL	2	22.2%
	9	100%

RELEASE TYPE	2009 Releases	Number of Recidivists	RECIDIVISM RATE
CTP	14	1	7.1%
DISCHARGE	1	0	0.0%
PAROLE	29	5	17.2%
PROBATION	12	3	25.0%
	56	9	16.1%

GENDER	2009 Releases	Number of Recidivists	RECIDIVISM RATE
FEMALE	6	1	16.7%
MALE	50	8	16.0%
	56	9	16.1%

RACE	2009 Releases	Number of Recidivists	RECIDIVISM RATE
CAUCASIAN	54	9	16.7%
HISPANIC	1	0	0.0%
OTHER	1	0	0.0%
	56	9	16.1%

**2012 Recidivism Report  
(2009 Releases)**

**STEUBEN County  
(Based on County of Commitment)**

<b>FELONY LEVEL</b>	<b>2009 Releases</b>	<b>Number of Recidivists</b>	<b>RECIDIVISM RATE</b>
Felony A	1	0	0.0%
Felony B	17	5	29.4%
Felony C	18	2	11.1%
Felony D	20	2	10.0%
	56	9	16.1%

<b>OFFENSE CATEGORY</b>	<b>2009 Releases</b>	<b>Number of Recidivists</b>	<b>RECIDIVISM RATE</b>
CONTROLLED SUBSTANCE	10	2	20.0%
OTHER	11	1	9.1%
PERSON	6	1	16.7%
PROPERTY	20	3	15.0%
SEX OFFENSE	9	2	22.2%
	56	9	16.1%

<b>MOST SERIOUS OFFENSE</b>	<b>2009 Releases</b>	<b>Number of Recidivists</b>	<b>RECIDIVISM RATE</b>
Aiding, Inducing or Causing an Offense	3	1	33.3%
Auto Theft, Receiving Stolen Parts	1	0	0.0%
Battery	1	0	0.0%
Burglary	8	2	25.0%
Check Fraud	1	0	0.0%
Child Exploitation	1	0	0.0%
Child Molesting	4	1	25.0%
Conspiracy	1	0	0.0%
Criminal Recklessness	1	0	0.0%
Dealing Cocaine or Narcotic	3	0	0.0%
Dealing Methamphetamine	1	1	100%
Dealing Sched I, II, or III Controlled Substance	3	1	33.3%
Domestic Battery	1	0	0.0%
Escape/Failure to Return	1	0	0.0%
Failure to Return to Lawful Detention	1	0	0.0%
Forgery	3	1	33.3%
Incest	1	0	0.0%
Intimidation	1	1	100%

**2012 Recidivism Report  
(2009 Releases)**

**STEUBEN County  
(Based on County of Commitment)**

<b>MOST SERIOUS OFFENSE</b>	<b>2009 Releases</b>	<b>Number of Recidivists</b>	<b>RECIDIVISM RATE</b>
Non-Support of Dependent Child	2	0	0.0%
Operating Vehicle While Privileges Suspendec	2	0	0.0%
Possession of Cocaine or Narcotic	2	0	0.0%
Possession of Precursors	1	0	0.0%
Resisting Law Enforcement	1	0	0.0%
Robbery	1	0	0.0%
Sexual Misconduct with a Minor	1	0	0.0%
Theft, Receiving Stolen Property	7	0	0.0%
Vicarious Sexual Gratification	2	1	50.0%
Voluntary Manslaughter	1	0	0.0%
	56	9	16.1%

**2012 Recidivism Report  
(2009 Releases)**

**SULLIVAN County  
(Based on County of Commitment)**

RETURN TYPE	Number of Recidivists	PERCENT OF RETURNS
COURT SUPERVISION VIOLATION	4	20.0%
NEW CHARGE	13	65.0%
PAROLE VIOLATION - NEW CHARGE	2	10.0%
PAROLE VIOLATION - TECHNICAL	1	5.0%
	20	100%

RELEASE TYPE	2009 Releases	Number of Recidivists	RECIDIVISM RATE
CTP	1	0	0.0%
DISCHARGE	1	0	0.0%
PAROLE	15	6	40.0%
PROBATION	49	14	28.6%
	66	20	30.3%

GENDER	2009 Releases	Number of Recidivists	RECIDIVISM RATE
FEMALE	6	1	16.7%
MALE	60	19	31.7%
	66	20	30.3%

RACE	2009 Releases	Number of Recidivists	RECIDIVISM RATE
AFRICAN AMERICAN	2	1	50.0%
CAUCASIAN	64	19	29.7%
	66	20	30.3%

**2012 Recidivism Report  
(2009 Releases)**

**SULLIVAN County  
(Based on County of Commitment)**

<b>FELONY LEVEL</b>	<b>2009 Releases</b>	<b>Number of Recidivists</b>	<b>RECIDIVISM RATE</b>
Felony A	1	0	0.0%
Felony B	8	3	37.5%
Felony C	11	2	18.2%
Felony D	46	15	32.6%
	66	20	30.3%

<b>OFFENSE CATEGORY</b>	<b>2009 Releases</b>	<b>Number of Recidivists</b>	<b>RECIDIVISM RATE</b>
CONTROLLED SUBSTANCE	26	8	30.8%
OTHER	18	7	38.9%
PERSON	11	3	27.3%
PROPERTY	6	1	16.7%
SEX OFFENSE	5	1	20.0%
	66	20	30.3%

<b>MOST SERIOUS OFFENSE</b>	<b>2009 Releases</b>	<b>Number of Recidivists</b>	<b>RECIDIVISM RATE</b>
Accident/Failure to Stop	1	1	100%
Assisting a Criminal	1	0	0.0%
Attempt to Commit a Felony	5	2	40.0%
Auto Theft, Receiving Stolen Parts	2	1	50.0%
Battery	2	0	0.0%
Battery by Bodily Waste	1	0	0.0%
Burglary	1	0	0.0%
Child Molesting	3	0	0.0%
Conspiracy	2	0	0.0%
Criminal Recklessness	1	0	0.0%
Dealing Cocaine or Narcotic	7	2	28.6%
Dealing Methamphetamine	1	1	100%
Domestic Battery	2	0	0.0%
Maintaining a Common Nuisance	1	0	0.0%
Operating Vehicle Intoxicated-Endanger	5	3	60.0%
Operating Vehicle Intoxicated-Prior Conviction	6	3	50.0%
Possession of Cocaine or Narcotic	4	2	50.0%
Possession of Controlled Substance	5	2	40.0%

**2012 Recidivism Report  
(2009 Releases)**

**SULLIVAN County  
(Based on County of Commitment)**

<b>MOST SERIOUS OFFENSE</b>	<b>2009 Releases</b>	<b>Number of Recidivists</b>	<b>RECIDIVISM RATE</b>
Possession of Marijuana, Hash Oil, or Hashish	1	0	0.0%
Possession of Methamphetamine Substance Tax	5	1	20.0%
Possession of Precursors	2	0	0.0%
Resisting Law Enforcement	2	1	50.0%
Sexual Battery	1	0	0.0%
Sexual Misconduct with a Minor	1	1	100%
Theft, Receiving Stolen Property	3	0	0.0%
Trafficking with an Inmate	1	0	0.0%
	66	20	30.3%

**2012 Recidivism Report  
(2009 Releases)**

**SWITZERLAND County  
(Based on County of Commitment)**

RETURN TYPE	Number of Recidivists	PERCENT OF RETURNS
NEW CHARGE	3	100%
	3	100%

RELEASE TYPE	2009 Releases	Number of Recidivists	RECIDIVISM RATE
CTP	1	1	100%
PAROLE	1	1	100%
PROBATION	8	1	12.5%
	10	3	30.0%

GENDER	2009 Releases	Number of Recidivists	RECIDIVISM RATE
FEMALE	2	0	0.0%
MALE	8	3	37.5%
	10	3	30.0%

RACE	2009 Releases	Number of Recidivists	RECIDIVISM RATE
CAUCASIAN	10	3	30.0%
	10	3	30.0%

**2012 Recidivism Report  
(2009 Releases)**

**SWITZERLAND County  
(Based on County of Commitment)**

<b>FELONY LEVEL</b>	<b>2009 Releases</b>	<b>Number of Recidivists</b>	<b>RECIDIVISM RATE</b>
Felony B	4	1	25.0%
Felony C	3	1	33.3%
Felony D	3	1	33.3%
	10	3	30.0%

<b>OFFENSE CATEGORY</b>	<b>2009 Releases</b>	<b>Number of Recidivists</b>	<b>RECIDIVISM RATE</b>
CONTROLLED SUBSTANCE	1	0	0.0%
OTHER	7	3	42.9%
PERSON	2	0	0.0%
	10	3	30.0%

<b>MOST SERIOUS OFFENSE</b>	<b>2009 Releases</b>	<b>Number of Recidivists</b>	<b>RECIDIVISM RATE</b>
Conspiracy	3	3	100%
Criminal Confinement	1	0	0.0%
Dealing Cocaine or Narcotic	1	0	0.0%
Driving While Intoxicated	1	0	0.0%
Failure to Deposit Public Fund	1	0	0.0%
Operating Vehicle Intoxicated-Prior Conviction	1	0	0.0%
Operating Vehicle w/Lifetime Suspension	1	0	0.0%
Reckless Homicide	1	0	0.0%
	10	3	30.0%



**2012 Recidivism Report  
(2009 Releases)**

**TIPPECANOE County  
(Based on County of Commitment)**

<b>RETURN TYPE</b>	<b>Number of Recidivists</b>	<b>PERCENT OF RETURNS</b>
COURT SUPERVISION VIOLATION	30	33.0%
CTP TECH	4	4.4%
NEW CHARGE	35	38.5%
PAROLE VIOLATION - NEW CHARGE	7	7.7%
PAROLE VIOLATION - TECHNICAL	15	16.5%
	91	100%

<b>RELEASE TYPE</b>	<b>2009 Releases</b>	<b>Number of Recidivists</b>	<b>RECIDIVISM RATE</b>
CTP	35	15	42.9%
DISCHARGE	9	1	11.1%
PAROLE	81	30	37.0%
PROBATION	190	45	23.7%
	315	91	28.9%

<b>GENDER</b>	<b>2009 Releases</b>	<b>Number of Recidivists</b>	<b>RECIDIVISM RATE</b>
FEMALE	38	8	21.1%
MALE	277	83	30.0%
	315	91	28.9%

<b>RACE</b>	<b>2009 Releases</b>	<b>Number of Recidivists</b>	<b>RECIDIVISM RATE</b>
AFRICAN AMERICAN	64	24	37.5%
CAUCASIAN	231	65	28.1%
HISPANIC	12	1	8.3%
OTHER	8	1	12.5%
	315	91	28.9%

**2012 Recidivism Report  
(2009 Releases)**

**TIPPECANOE County  
(Based on County of Commitment)**

<b>FELONY LEVEL</b>	<b>2009 Releases</b>	<b>Number of Recidivists</b>	<b>RECIDIVISM RATE</b>
Felony A	12	3	25.0%
Felony B	79	29	36.7%
Felony C	102	20	19.6%
Felony D	119	38	31.9%
Habitual Enhancement	3	1	33.3%
	<b>315</b>	<b>91</b>	<b>28.9%</b>

<b>OFFENSE CATEGORY</b>	<b>2009 Releases</b>	<b>Number of Recidivists</b>	<b>RECIDIVISM RATE</b>
CONTROLLED SUBSTANCE	83	19	22.9%
OTHER	81	23	28.4%
PERSON	51	17	33.3%
PROPERTY	79	28	35.4%
SEX OFFENSE	18	4	22.2%
WEAPON	3	0	0.0%
	<b>315</b>	<b>91</b>	<b>28.9%</b>

<b>MOST SERIOUS OFFENSE</b>	<b>2009 Releases</b>	<b>Number of Recidivists</b>	<b>RECIDIVISM RATE</b>
Aggravated Battery	1	1	100%
Aiding, Inducing or Causing an Offense	1	1	100%
Arson	1	1	100%
Attempt to Commit a Felony	6	3	50.0%
Auto Theft, Receiving Stolen Parts	2	0	0.0%
Battery	9	0	0.0%
Battery by Bodily Waste	1	0	0.0%
Burglary	27	12	44.4%
Carjacking	1	1	100%
Child Exploitation	3	0	0.0%
Child Molesting	8	2	25.0%
Child Solicitation	3	2	66.7%
Conspiracy	18	5	27.8%
Criminal Confinement	4	1	25.0%
Criminal Recklessness	1	0	0.0%
Dealing Cocaine or Narcotic	20	3	15.0%

**2012 Recidivism Report  
(2009 Releases)**

**TIPPECANOE County  
(Based on County of Commitment)**

<b>MOST SERIOUS OFFENSE</b>	<b>2009 Releases</b>	<b>Number of Recidivists</b>	<b>RECIDIVISM RATE</b>
Dealing Counterfeit Substance	1	0	0.0%
Dealing Marijuana, Hash Oil, or Hashish	1	1	100%
Dealing Methamphetamine	3	1	33.3%
Dealing Sched I, II, or III Controlled Substance	2	0	0.0%
Dealing/Possession of a Look-a-Like Substance	2	0	0.0%
Dissemination of Matter Harmful to Minor	1	0	0.0%
Domestic Battery	1	1	100%
Driving While Intoxicated-Death	1	0	0.0%
Escape/Failure to Return	1	0	0.0%
Failure to Register as a Sex Offender	3	0	0.0%
Failure to Return to Lawful Detention	5	1	20.0%
Felon in Possession of a Firearm	1	0	0.0%
Feticide	1	0	0.0%
Forgery	24	4	16.7%
Fraud on Financial Institution	2	0	0.0%
Habitual Offender Controlled Substance	3	1	33.3%
Identity Deception	1	1	100%
Illegal Possession of VIN Plate	1	1	100%
Intimidation	9	3	33.3%
Neglect of a Dependent	5	1	20.0%
Non-Support of Dependent Child	1	0	0.0%
Obliterating Handgun I.D.	1	0	0.0%
Operating Vehicle Intoxicated-Death	2	0	0.0%
Operating Vehicle Intoxicated-Prior Conviction	23	6	26.1%
Operating Vehicle Intoxicated-Serious Bodily Injury	1	0	0.0%
Operating Vehicle While Privileges Suspended	4	2	50.0%
Operating Vehicle w/Lifetime Suspension	12	1	8.3%
Pointing a Firearm	1	0	0.0%
Possession of Cocaine or Narcotic	27	7	25.9%
Possession of Controlled Substance	8	1	12.5%
Possession of Marijuana, Hash Oil, or Hashish	10	4	40.0%
Possession of Methamphetamine Substance Tax	5	1	20.0%
Possession of Precursors	1	0	0.0%
Public Indecency	1	0	0.0%

**2012 Recidivism Report  
(2009 Releases)****TIPPECANOE County  
(Based on County of Commitment)**

<b>MOST SERIOUS OFFENSE</b>	<b>2009 Releases</b>	<b>Number of Recidivists</b>	<b>RECIDIVISM RATE</b>
Rape	1	0	0.0%
Residential Entry	4	1	25.0%
Resisting Law Enforcement	5	3	60.0%
Robbery	13	9	69.2%
Sexual Battery	2	0	0.0%
Sexual Misconduct with a Minor	1	0	0.0%
Theft, Receiving Stolen Property	18	9	50.0%
	315	91	28.9%

**2012 Recidivism Report  
(2009 Releases)**

**TIPTON County  
(Based on County of Commitment)**

RETURN TYPE	Number of Recidivists	PERCENT OF RETURNS
NEW CHARGE	2	66.7%
PAROLE VIOLATION - TECHNICAL	1	33.3%
	3	100%

RELEASE TYPE	2009 Releases	Number of Recidivists	RECIDIVISM RATE
CTP	1	1	100%
PAROLE	1	1	100%
PROBATION	2	1	50.0%
	4	3	75.0%

GENDER	2009 Releases	Number of Recidivists	RECIDIVISM RATE
MALE	4	3	75.0%
	4	3	75.0%

RACE	2009 Releases	Number of Recidivists	RECIDIVISM RATE
CAUCASIAN	4	3	75.0%
	4	3	75.0%

**2012 Recidivism Report  
(2009 Releases)**

**TIPTON County  
(Based on County of Commitment)**

<b>FELONY LEVEL</b>	<b>2009 Releases</b>	<b>Number of Recidivists</b>	<b>RECIDIVISM RATE</b>
Felony B	1	0	0.0%
Felony D	3	3	100%
	4	3	75.0%

<b>OFFENSE CATEGORY</b>	<b>2009 Releases</b>	<b>Number of Recidivists</b>	<b>RECIDIVISM RATE</b>
PROPERTY	3	3	100%
WEAPON	1	0	0.0%
	4	3	75.0%

<b>MOST SERIOUS OFFENSE</b>	<b>2009 Releases</b>	<b>Number of Recidivists</b>	<b>RECIDIVISM RATE</b>
Felon in Possession of a Firearm	1	0	0.0%
Theft, Receiving Stolen Property	3	3	100%
	4	3	75.0%

**2012 Recidivism Report  
(2009 Releases)**

**UNION County  
(Based on County of Commitment)**

RETURN TYPE	Number of Recidivists	PERCENT OF RETURNS
COURT SUPERVISION VIOLATION	6	60.0%
NEW CHARGE	3	30.0%
PAROLE VIOLATION - TECHNICAL	1	10.0%
	10	100%

RELEASE TYPE	2009 Releases	Number of Recidivists	RECIDIVISM RATE
CTP	1	1	100%
DISCHARGE	2	0	0.0%
PAROLE	13	2	15.4%
PROBATION	17	7	41.2%
	33	10	30.3%

GENDER	2009 Releases	Number of Recidivists	RECIDIVISM RATE
FEMALE	6	1	16.7%
MALE	27	9	33.3%
	33	10	30.3%

RACE	2009 Releases	Number of Recidivists	RECIDIVISM RATE
CAUCASIAN	31	10	32.3%
HISPANIC	1	0	0.0%
OTHER	1	0	0.0%
	33	10	30.3%

**2012 Recidivism Report  
(2009 Releases)**

**UNION County  
(Based on County of Commitment)**

<b>FELONY LEVEL</b>	<b>2009 Releases</b>	<b>Number of Recidivists</b>	<b>RECIDIVISM RATE</b>
Felony B	2	2	100%
Felony C	5	3	60.0%
Felony D	26	5	19.2%
	33	10	30.3%

<b>OFFENSE CATEGORY</b>	<b>2009 Releases</b>	<b>Number of Recidivists</b>	<b>RECIDIVISM RATE</b>
CONTROLLED SUBSTANCE	11	2	18.2%
OTHER	5	1	20.0%
PERSON	6	3	50.0%
PROPERTY	11	4	36.4%
	33	10	30.3%

<b>MOST SERIOUS OFFENSE</b>	<b>2009 Releases</b>	<b>Number of Recidivists</b>	<b>RECIDIVISM RATE</b>
Auto Theft, Receiving Stolen Parts	2	0	0.0%
Battery	1	1	100%
Burglary	2	2	100%
Dealing Marijuana, Hash Oil, or Hashish	1	0	0.0%
Driving While Intoxicated	3	0	0.0%
Intimidation	1	1	100%
Maintaining a Common Nuisance	1	0	0.0%
Operating Vehicle Intoxicated-Death	1	1	100%
Operating Vehicle Intoxicated-Endanger	2	0	0.0%
Operating Vehicle Intoxicated-Prior Conviction	2	1	50.0%
Possession of Cocaine or Narcotic	3	0	0.0%
Possession of Controlled Substance	3	2	66.7%
Possession of Marijuana, Hash Oil, or Hashish	2	0	0.0%
Possession of Prescription/Allergy Drug	1	0	0.0%
Strangulation	1	0	0.0%
Theft, Receiving Stolen Property	7	2	28.6%
	33	10	30.3%



**2012 Recidivism Report  
(2009 Releases)**

**VANDERBURGH County  
(Based on County of Commitment)**

RETURN TYPE	Number of Recidivists	PERCENT OF RETURNS
COURT SUPERVISION VIOLATION	31	10.6%
CTP NEW	2	0.7%
CTP TECH	5	1.7%
ESCAPE RETURN	1	0.3%
NEW CHARGE	138	47.1%
PAROLE VIOLATION - NEW CHARGE	41	14.0%
PAROLE VIOLATION - TECHNICAL	75	25.6%
	293	100%

RELEASE TYPE	2009 Releases	Number of Recidivists	RECIDIVISM RATE
CTP	53	24	45.3%
DISCHARGE	45	14	31.1%
PAROLE	571	230	40.3%
PROBATION	97	25	25.8%
	766	293	38.3%

GENDER	2009 Releases	Number of Recidivists	RECIDIVISM RATE
FEMALE	97	20	20.6%
MALE	669	273	40.8%
	766	293	38.3%

RACE	2009 Releases	Number of Recidivists	RECIDIVISM RATE
AFRICAN AMERICAN	302	125	41.4%
CAUCASIAN	454	167	36.8%
HISPANIC	7	1	14.3%
OTHER	3	0	0.0%
	766	293	38.3%

**2012 Recidivism Report  
(2009 Releases)**

**VANDERBURGH County  
(Based on County of Commitment)**

FELONY LEVEL	2009 Releases	Number of Recidivists	RECIDIVISM RATE
Felony A	6	1	16.7%
Felony B	212	91	42.9%
Felony C	177	66	37.3%
Felony D	370	135	36.5%
Murder	1	0	0.0%
	766	293	38.3%

OFFENSE CATEGORY	2009 Releases	Number of Recidivists	RECIDIVISM RATE
CONTROLLED SUBSTANCE	232	78	33.6%
OTHER	134	50	37.3%
PERSON	133	51	38.3%
PROPERTY	220	94	42.7%
SEX OFFENSE	32	16	50.0%
WEAPON	15	4	26.7%
	766	293	38.3%

MOST SERIOUS OFFENSE	2009 Releases	Number of Recidivists	RECIDIVISM RATE
Aggravated Battery	4	2	50.0%
Animal Fight Contest	1	1	100%
Arson	4	1	25.0%
Assisting a Criminal	1	1	100%
Attempt to Commit a Felony	19	7	36.8%
Auto Theft, Receiving Stolen Parts	8	3	37.5%
Battery	28	10	35.7%
Battery by Bodily Waste	4	2	50.0%
Burglary	65	33	50.8%
Carrying Handgun w/o License	8	1	12.5%
Check Fraud	3	0	0.0%
Child Exploitation	2	1	50.0%
Child Molesting	13	5	38.5%
Conspiracy	6	2	33.3%
Controlled Substance Registration	1	1	100%
Criminal Confinement	3	1	33.3%

**2012 Recidivism Report  
(2009 Releases)**

**VANDERBURGH County  
(Based on County of Commitment)**

<b>MOST SERIOUS OFFENSE</b>	<b>2009 Releases</b>	<b>Number of Recidivists</b>	<b>RECIDIVISM RATE</b>
Criminal Deviate Conduct	1	0	0.0%
Criminal Mischief	2	1	50.0%
Criminal Recklessness	7	2	28.6%
Criminal Trespass	1	0	0.0%
Dealing Cocaine or Narcotic	84	28	33.3%
Dealing Marijuana, Hash Oil, or Hashish	13	3	23.1%
Dealing Methamphetamine	9	4	44.4%
Dealing Sched I, II, or III Controlled Substance	13	3	23.1%
Dissemination of Matter Harmful to Minor	1	0	0.0%
Domestic Battery	12	4	33.3%
Driving After Forfeiture	1	0	0.0%
Driving While Intoxicated	29	10	34.5%
Driving While Suspended/Oper Veh HTV	1	1	100%
Escape/Failure to Return	6	3	50.0%
Failure to Register as a Sex Offender	13	5	38.5%
Failure to Return to Lawful Detention	7	3	42.9%
Felon in Possession of a Firearm	5	2	40.0%
Forgery	24	8	33.3%
Fraud	9	3	33.3%
Fraud on Financial Institution	2	0	0.0%
Incest	1	0	0.0%
Intimidation	5	3	60.0%
Invasion of Privacy	1	0	0.0%
Kidnapping	1	0	0.0%
Maintaining a Common Nuisance	5	2	40.0%
Murder	1	0	0.0%
Neglect of a Dependent	4	0	0.0%
Non-Support of Dependent Child	10	3	30.0%
Obliterating Handgun I.D.	1	1	100%
Operating Vehicle Intoxicated-Death	1	0	0.0%
Operating Vehicle Intoxicated-Endanger	4	1	25.0%
Operating Vehicle Intoxicated-Prior Conviction	5	1	20.0%
Operating Vehicle Intoxicated-Serious Bodily Injury	3	1	33.3%
Operating Vehicle While Privileges Suspended	4	2	50.0%

**2012 Recidivism Report  
(2009 Releases)**

**VANDERBURGH County  
(Based on County of Commitment)**

<b>MOST SERIOUS OFFENSE</b>	<b>2009 Releases</b>	<b>Number of Recidivists</b>	<b>RECIDIVISM RATE</b>
Operating Vehicle w/Lifetime Suspension	16	6	37.5%
Possession - Handgun w/o License	1	0	0.0%
Possession of Cocaine or Narcotic	42	10	23.8%
Possession of Controlled Substance	19	9	47.4%
Possession of Controlled Substance Tax	1	1	100%
Possession of Marijuana, Hash Oil, or Hashish	24	7	29.2%
Possession of Methamphetamine	1	0	0.0%
Possession of Methamphetamine Substance Tax	8	5	62.5%
Possession of Paraphernalia	1	1	100%
Possession of Precursors	11	4	36.4%
Possession/Use of Legend Drug	2	2	100%
Prostitution	3	1	33.3%
Public Indecency	2	0	0.0%
Rape	1	0	0.0%
Reckless Homicide	2	1	50.0%
Residential Entry	11	5	45.5%
Resisting Law Enforcement	11	3	27.3%
Robbery	45	22	48.9%
Sexual Battery	3	3	100%
Sexual Misconduct with a Minor	11	7	63.6%
Stalking	2	0	0.0%
Strangulation	2	1	50.0%
Theft, Receiving Stolen Property	90	40	44.4%
Welfare Fraud	1	0	0.0%
	766	293	38.3%

**2012 Recidivism Report  
(2009 Releases)**

**VERMILLION County  
(Based on County of Commitment)**

RETURN TYPE	Number of Recidivists	PERCENT OF RETURNS
NEW CHARGE	6	85.7%
PAROLE VIOLATION - TECHNICAL	1	14.3%
	7	100%

RELEASE TYPE	2009 Releases	Number of Recidivists	RECIDIVISM RATE
CTP	1	0	0.0%
DISCHARGE	1	0	0.0%
PAROLE	35	7	20.0%
PROBATION	4	0	0.0%
	41	7	17.1%

GENDER	2009 Releases	Number of Recidivists	RECIDIVISM RATE
FEMALE	7	0	0.0%
MALE	34	7	20.6%
	41	7	17.1%

RACE	2009 Releases	Number of Recidivists	RECIDIVISM RATE
AFRICAN AMERICAN	1	1	100%
CAUCASIAN	39	6	15.4%
OTHER	1	0	0.0%
	41	7	17.1%

**2012 Recidivism Report  
(2009 Releases)**

**VERMILLION County  
(Based on County of Commitment)**

<b>FELONY LEVEL</b>	<b>2009 Releases</b>	<b>Number of Recidivists</b>	<b>RECIDIVISM RATE</b>
Felony B	6	0	0.0%
Felony C	7	1	14.3%
Felony D	28	6	21.4%
	41	7	17.1%

<b>OFFENSE CATEGORY</b>	<b>2009 Releases</b>	<b>Number of Recidivists</b>	<b>RECIDIVISM RATE</b>
CONTROLLED SUBSTANCE	15	3	20.0%
OTHER	10	1	10.0%
PERSON	5	0	0.0%
PROPERTY	8	2	25.0%
SEX OFFENSE	2	1	50.0%
WEAPON	1	0	0.0%
	41	7	17.1%

<b>MOST SERIOUS OFFENSE</b>	<b>2009 Releases</b>	<b>Number of Recidivists</b>	<b>RECIDIVISM RATE</b>
Battery	2	0	0.0%
Burglary	1	0	0.0%
Child Molesting	2	1	50.0%
Criminal Recklessness	1	0	0.0%
Dealing Cocaine or Narcotic	2	0	0.0%
Dealing Marijuana, Hash Oil, or Hashish	1	0	0.0%
Dealing Methamphetamine	1	0	0.0%
Driving While Intoxicated	6	1	16.7%
Failure to Register as a Sex Offender	1	0	0.0%
Forgery	1	0	0.0%
Maintaining a Common Nuisance	2	1	50.0%
Operating Vehicle Intoxicated-Death	1	0	0.0%
Operating Vehicle Intoxicated-Prior Conviction	1	0	0.0%
Operating Vehicle w/Lifetime Suspension	1	0	0.0%
Possession of Cocaine or Narcotic	3	0	0.0%
Possession of Marijuana, Hash Oil, or Hashish	2	1	50.0%
Possession of Methamphetamine Substance Tax	4	1	25.0%
Residential Entry	1	0	0.0%

**2012 Recidivism Report  
(2009 Releases)****VERMILLION County  
(Based on County of Commitment)**

<b>MOST SERIOUS OFFENSE</b>	<b>2009 Releases</b>	<b>Number of Recidivists</b>	<b>RECIDIVISM RATE</b>
Resisting Law Enforcement	1	0	0.0%
Robbery	1	0	0.0%
Theft, Receiving Stolen Property	5	2	40.0%
Violation-1935 Firearms	1	0	0.0%
	41	7	17.1%

**2012 Recidivism Report  
(2009 Releases)**

**VIGO County  
(Based on County of Commitment)**

RETURN TYPE	Number of Recidivists	PERCENT OF RETURNS
COURT SUPERVISION VIOLATION	16	17.4%
CTP NEW	1	1.1%
CTP TECH	11	12.0%
NEW CHARGE	35	38.0%
PAROLE VIOLATION - NEW CHARGE	10	10.9%
PAROLE VIOLATION - TECHNICAL	19	20.7%
	92	100%

RELEASE TYPE	2009 Releases	Number of Recidivists	RECIDIVISM RATE
CTP	72	32	44.4%
DISCHARGE	12	4	33.3%
PAROLE	123	36	29.3%
PROBATION	74	20	27.0%
	281	92	32.7%

GENDER	2009 Releases	Number of Recidivists	RECIDIVISM RATE
FEMALE	31	7	22.6%
MALE	250	85	34.0%
	281	92	32.7%

RACE	2009 Releases	Number of Recidivists	RECIDIVISM RATE
AFRICAN AMERICAN	73	31	42.5%
CAUCASIAN	203	61	30.0%
HISPANIC	4	0	0.0%
OTHER	1	0	0.0%
	281	92	32.7%



**2012 Recidivism Report  
(2009 Releases)**

**VIGO County  
(Based on County of Commitment)**

<b>FELONY LEVEL</b>	<b>2009 Releases</b>	<b>Number of Recidivists</b>	<b>RECIDIVISM RATE</b>
Felony B	93	31	33.3%
Felony C	98	35	35.7%
Felony D	90	26	28.9%
	281	92	32.7%

<b>OFFENSE CATEGORY</b>	<b>2009 Releases</b>	<b>Number of Recidivists</b>	<b>RECIDIVISM RATE</b>
CONTROLLED SUBSTANCE	81	23	28.4%
OTHER	36	14	38.9%
PERSON	62	13	21.0%
PROPERTY	80	32	40.0%
SEX OFFENSE	13	6	46.2%
WEAPON	9	4	44.4%
	281	92	32.7%

<b>MOST SERIOUS OFFENSE</b>	<b>2009 Releases</b>	<b>Number of Recidivists</b>	<b>RECIDIVISM RATE</b>
Aggravated Battery	3	0	0.0%
Arson	3	0	0.0%
Assisting a Criminal	1	1	100%
Attempt to Commit a Felony	1	0	0.0%
Auto Theft, Receiving Stolen Parts	7	3	42.9%
Battery	16	4	25.0%
Burglary	26	12	46.2%
Carrying Handgun w/o License	7	3	42.9%
Child Molesting	7	3	42.9%
Criminal Confinement	6	1	16.7%
Criminal Recklessness	4	1	25.0%
Cruelty to Animals	1	1	100%
Dealing Cocaine or Narcotic	37	12	32.4%
Dealing Marijuana, Hash Oil, or Hashish	2	0	0.0%
Dealing Methamphetamine	2	1	50.0%
Dealing Sched I, II, or III Controlled Substance	5	2	40.0%
Dealing Sched IV Controlled Substance	1	0	0.0%
Domestic Battery	7	3	42.9%

**2012 Recidivism Report  
(2009 Releases)**

**VIGO County  
(Based on County of Commitment)**

<b>MOST SERIOUS OFFENSE</b>	<b>2009 Releases</b>	<b>Number of Recidivists</b>	<b>RECIDIVISM RATE</b>
Escape/Failure to Return	1	0	0.0%
Failure to Register as a Sex Offender	4	1	25.0%
Felon in Possession of a Firearm	2	1	50.0%
Forgery	11	5	45.5%
Fraud	1	0	0.0%
Home Improvement Fraud	1	0	0.0%
Identity Deception	2	1	50.0%
Intimidation	3	0	0.0%
Maintaining a Common Nuisance	3	1	33.3%
Neglect of a Dependent	1	0	0.0%
Non-Support of Dependent Child	4	1	25.0%
Operating Vehicle Intoxicated-Death	1	0	0.0%
Operating Vehicle Intoxicated-Prior Conviction	2	1	50.0%
Operating Vehicle While Privileges Suspended	2	2	100%
Operating Vehicle w/Lifetime Suspension	17	7	41.2%
Perjury	1	0	0.0%
Possession of Cocaine or Narcotic	16	4	25.0%
Possession of Controlled Substance	2	0	0.0%
Possession of Marijuana, Hash Oil, or Hashish	6	1	16.7%
Possession of Methamphetamine Substance Tax	4	0	0.0%
Possession of Precursors	3	2	66.7%
Rape	2	1	50.0%
Residential Entry	8	4	50.0%
Resisting Law Enforcement	2	0	0.0%
Robbery	16	4	25.0%
Sexual Misconduct with a Minor	4	2	50.0%
Stalking	1	0	0.0%
Strangulation	2	0	0.0%
Theft, Receiving Stolen Property	21	7	33.3%
Voluntary Manslaughter	2	0	0.0%
	<b>281</b>	<b>92</b>	<b>32.7%</b>

**2012 Recidivism Report  
(2009 Releases)**

**WABASH County  
(Based on County of Commitment)**

RETURN TYPE	Number of Recidivists	PERCENT OF RETURNS
COURT SUPERVISION VIOLATION	34	47.9%
NEW CHARGE	33	46.5%
PAROLE VIOLATION - NEW CHARGE	2	2.8%
PAROLE VIOLATION - TECHNICAL	2	2.8%
	71	100%

RELEASE TYPE	2009 Releases	Number of Recidivists	RECIDIVISM RATE
CTP	13	5	38.5%
DISCHARGE	10	2	20.0%
PAROLE	65	22	33.8%
PROBATION	83	42	50.6%
	171	71	41.5%

GENDER	2009 Releases	Number of Recidivists	RECIDIVISM RATE
FEMALE	42	18	42.9%
MALE	129	53	41.1%
	171	71	41.5%

RACE	2009 Releases	Number of Recidivists	RECIDIVISM RATE
AFRICAN AMERICAN	2	1	50.0%
CAUCASIAN	164	68	41.5%
HISPANIC	5	2	40.0%
	171	71	41.5%

**2012 Recidivism Report  
(2009 Releases)**

**WABASH County  
(Based on County of Commitment)**

<b>FELONY LEVEL</b>	<b>2009 Releases</b>	<b>Number of Recidivists</b>	<b>RECIDIVISM RATE</b>
Felony A	1	0	0.0%
Felony B	32	18	56.3%
Felony C	47	20	42.6%
Felony D	91	33	36.3%
	171	71	41.5%

<b>OFFENSE CATEGORY</b>	<b>2009 Releases</b>	<b>Number of Recidivists</b>	<b>RECIDIVISM RATE</b>
CONTROLLED SUBSTANCE	47	18	38.3%
OTHER	43	18	41.9%
PERSON	19	8	42.1%
PROPERTY	48	20	41.7%
SEX OFFENSE	14	7	50.0%
	171	71	41.5%

<b>MOST SERIOUS OFFENSE</b>	<b>2009 Releases</b>	<b>Number of Recidivists</b>	<b>RECIDIVISM RATE</b>
Aiding, Inducing or Causing an Offense	6	4	66.7%
Battery by Bodily Waste	1	0	0.0%
Burglary	17	7	41.2%
Check Fraud	3	0	0.0%
Child Exploitation	2	1	50.0%
Child Molesting	4	3	75.0%
Conspiracy	4	2	50.0%
Criminal Deviate Conduct	1	0	0.0%
Criminal Mischief	1	0	0.0%
Criminal Recklessness	1	1	100%
Dealing Cocaine or Narcotic	9	6	66.7%
Dealing Marijuana, Hash Oil, or Hashish	5	2	40.0%
Dealing Sched I, II, or III Controlled Substance	6	1	16.7%
Dealing Subs. Represent as Controlled Substances	1	0	0.0%
Domestic Battery	2	0	0.0%
Driving While Intoxicated	4	0	0.0%
Driving While Intoxicated-Death	1	0	0.0%
Failure to Register as a Sex Offender	3	1	33.3%

**2012 Recidivism Report  
(2009 Releases)**

**WABASH County  
(Based on County of Commitment)**

<b>MOST SERIOUS OFFENSE</b>	<b>2009 Releases</b>	<b>Number of Recidivists</b>	<b>RECIDIVISM RATE</b>
Failure to Return to Lawful Detention	1	1	100%
Forgery	7	1	14.3%
Fraud	1	1	100%
Intimidation	5	3	60.0%
Maintaining a Common Nuisance	4	2	50.0%
Non-Support of Dependent Child	10	4	40.0%
Operating Vehicle Intoxicated-Endanger	1	0	0.0%
Operating Vehicle Intoxicated-Prior Conviction	7	3	42.9%
Operating Vehicle While Privileges Suspended	1	0	0.0%
Perjury	1	1	100%
Possession - Syringe/Needle	3	1	33.3%
Possession of Cocaine or Narcotic	12	5	41.7%
Possession of Controlled Substance	4	0	0.0%
Possession of Controlled Substance Tax	2	0	0.0%
Possession of Marijuana, Hash Oil, or Hashish	4	2	50.0%
Prescription Fraud	1	0	0.0%
Resisting Law Enforcement	1	0	0.0%
Robbery	7	4	57.1%
Sexual Misconduct with a Minor	7	3	42.9%
Strangulation	1	0	0.0%
Theft, Receiving Stolen Property	19	11	57.9%
Trafficking with an Inmate	1	1	100%
	<b>171</b>	<b>71</b>	<b>41.5%</b>

**2012 Recidivism Report  
(2009 Releases)**

**WARREN County  
(Based on County of Commitment)**

RETURN TYPE	Number of Recidivists	PERCENT OF RETURNS
PAROLE VIOLATION - NEW CHARGE	1	50.0%
PAROLE VIOLATION - TECHNICAL	1	50.0%
	2	100%

RELEASE TYPE	2009 Releases	Number of Recidivists	RECIDIVISM RATE
CTP	1	0	0.0%
DISCHARGE	1	0	0.0%
PAROLE	7	2	28.6%
PROBATION	3	0	0.0%
	12	2	16.7%

GENDER	2009 Releases	Number of Recidivists	RECIDIVISM RATE
FEMALE	1	0	0.0%
MALE	11	2	18.2%
	12	2	16.7%

RACE	2009 Releases	Number of Recidivists	RECIDIVISM RATE
AFRICAN AMERICAN	1	0	0.0%
CAUCASIAN	11	2	18.2%
	12	2	16.7%

**2012 Recidivism Report  
(2009 Releases)**

**WARREN County  
(Based on County of Commitment)**

<b>FELONY LEVEL</b>	<b>2009 Releases</b>	<b>Number of Recidivists</b>	<b>RECIDIVISM RATE</b>
Felony B	6	1	16.7%
Felony C	3	1	33.3%
Felony D	2	0	0.0%
Murder	1	0	0.0%
	12	2	16.7%

<b>OFFENSE CATEGORY</b>	<b>2009 Releases</b>	<b>Number of Recidivists</b>	<b>RECIDIVISM RATE</b>
CONTROLLED SUBSTANCE	5	0	0.0%
OTHER	1	0	0.0%
PERSON	2	0	0.0%
PROPERTY	2	0	0.0%
SEX OFFENSE	2	2	100%
	12	2	16.7%

<b>MOST SERIOUS OFFENSE</b>	<b>2009 Releases</b>	<b>Number of Recidivists</b>	<b>RECIDIVISM RATE</b>
Aggravated Battery	1	0	0.0%
Burglary	2	0	0.0%
Criminal Deviate Conduct	1	1	100%
Dealing Cocaine or Narcotic	1	0	0.0%
Dealing Marijuana, Hash Oil, or Hashish	1	0	0.0%
Dealing Methamphetamine	1	0	0.0%
Murder	1	0	0.0%
Non-Support of Dependent Child	1	0	0.0%
Possession of Controlled Substance	1	0	0.0%
Possession of Paraphernalia	1	0	0.0%
Sexual Misconduct with a Minor	1	1	100%
	12	2	16.7%

**2012 Recidivism Report  
(2009 Releases)**

**WARRICK County  
(Based on County of Commitment)**

RETURN TYPE	Number of Recidivists	PERCENT OF RETURNS
NEW CHARGE	6	60.0%
PAROLE VIOLATION - NEW CHARGE	2	20.0%
PAROLE VIOLATION - TECHNICAL	2	20.0%
	10	100%

RELEASE TYPE	2009 Releases	Number of Recidivists	RECIDIVISM RATE
CTP	9	1	11.1%
DISCHARGE	5	0	0.0%
PAROLE	28	8	28.6%
PROBATION	10	1	10.0%
	52	10	19.2%

GENDER	2009 Releases	Number of Recidivists	RECIDIVISM RATE
FEMALE	5	0	0.0%
MALE	47	10	21.3%
	52	10	19.2%

RACE	2009 Releases	Number of Recidivists	RECIDIVISM RATE
AFRICAN AMERICAN	5	2	40.0%
CAUCASIAN	45	8	17.8%
HISPANIC	2	0	0.0%
	52	10	19.2%



**2012 Recidivism Report  
(2009 Releases)**

**WARRICK County  
(Based on County of Commitment)**

<b>FELONY LEVEL</b>	<b>2009 Releases</b>	<b>Number of Recidivists</b>	<b>RECIDIVISM RATE</b>
Felony B	11	3	27.3%
Felony C	20	4	20.0%
Felony D	21	3	14.3%
	52	10	19.2%

<b>OFFENSE CATEGORY</b>	<b>2009 Releases</b>	<b>Number of Recidivists</b>	<b>RECIDIVISM RATE</b>
CONTROLLED SUBSTANCE	15	3	20.0%
OTHER	12	1	8.3%
PERSON	5	0	0.0%
PROPERTY	15	3	20.0%
SEX OFFENSE	3	2	66.7%
WEAPON	2	1	50.0%
	52	10	19.2%

<b>MOST SERIOUS OFFENSE</b>	<b>2009 Releases</b>	<b>Number of Recidivists</b>	<b>RECIDIVISM RATE</b>
Aggravated Battery	1	0	0.0%
Battery	1	0	0.0%
Burglary	5	1	20.0%
Child Molesting	2	2	100%
Conspiracy	1	1	100%
Criminal Recklessness	1	0	0.0%
Dealing Cocaine or Narcotic	3	0	0.0%
Dealing Marijuana, Hash Oil, or Hashish	2	0	0.0%
Dealing Methamphetamine	1	0	0.0%
Forgery	2	0	0.0%
Non-Support of Dependent Child	1	0	0.0%
Obliterating Handgun I.D.	1	0	0.0%
Operating Vehicle Intoxicated-Prior Conviction	4	0	0.0%
Operating Vehicle While Privileges Suspended	2	0	0.0%
Operating Vehicle w/Lifetime Suspension	4	0	0.0%
Pointing a Firearm	1	1	100%
Possession of Cocaine or Narcotic	2	1	50.0%
Possession of Controlled Substance	3	2	66.7%

**2012 Recidivism Report  
(2009 Releases)****WARRICK County  
(Based on County of Commitment)**

<b>MOST SERIOUS OFFENSE</b>	<b>2009 Releases</b>	<b>Number of Recidivists</b>	<b>RECIDIVISM RATE</b>
Possession of Marijuana, Hash Oil, or Hashish	1	0	0.0%
Possession of Methamphetamine Substance Tax	2	0	0.0%
Possession of Precursors	1	0	0.0%
Residential Entry	1	0	0.0%
Robbery	2	0	0.0%
Sexual Misconduct with a Minor	1	0	0.0%
Theft, Receiving Stolen Property	7	2	28.6%
	52	10	19.2%

**2012 Recidivism Report  
(2009 Releases)**

**WASHINGTON County  
(Based on County of Commitment)**

RETURN TYPE	Number of Recidivists	PERCENT OF RETURNS
COURT SUPERVISION VIOLATION	9	42.9%
NEW CHARGE	10	47.6%
PAROLE VIOLATION - TECHNICAL	2	9.5%
	21	100%

RELEASE TYPE	2009 Releases	Number of Recidivists	RECIDIVISM RATE
CTP	14	3	21.4%
DISCHARGE	4	1	25.0%
PAROLE	27	9	33.3%
PROBATION	48	8	16.7%
	93	21	22.6%

GENDER	2009 Releases	Number of Recidivists	RECIDIVISM RATE
FEMALE	13	3	23.1%
MALE	80	18	22.5%
	93	21	22.6%

RACE	2009 Releases	Number of Recidivists	RECIDIVISM RATE
AFRICAN AMERICAN	2	0	0.0%
CAUCASIAN	87	20	23.0%
HISPANIC	2	0	0.0%
OTHER	2	1	50.0%
	93	21	22.6%

**2012 Recidivism Report  
(2009 Releases)**

**WASHINGTON County  
(Based on County of Commitment)**

<b>FELONY LEVEL</b>	<b>2009 Releases</b>	<b>Number of Recidivists</b>	<b>RECIDIVISM RATE</b>
Felony A	1	0	0.0%
Felony B	20	6	30.0%
Felony C	25	3	12.0%
Felony D	47	12	25.5%
	93	21	22.6%

<b>OFFENSE CATEGORY</b>	<b>2009 Releases</b>	<b>Number of Recidivists</b>	<b>RECIDIVISM RATE</b>
CONTROLLED SUBSTANCE	25	5	20.0%
OTHER	23	4	17.4%
PERSON	16	2	12.5%
PROPERTY	25	10	40.0%
SEX OFFENSE	4	0	0.0%
	93	21	22.6%

<b>MOST SERIOUS OFFENSE</b>	<b>2009 Releases</b>	<b>Number of Recidivists</b>	<b>RECIDIVISM RATE</b>
Aiding, Inducing or Causing an Offense	3	0	0.0%
Auto Theft, Receiving Stolen Parts	1	1	100%
Battery	2	0	0.0%
Burglary	13	4	30.8%
Check Fraud	1	0	0.0%
Child Molesting	4	0	0.0%
Conspiracy	1	0	0.0%
Controlled Substance Registration	1	1	100%
Criminal Confinement	3	1	33.3%
Criminal Recklessness	1	0	0.0%
Cultivation of Marijuana	1	0	0.0%
Dealing Cocaine or Narcotic	5	0	0.0%
Dealing Marijuana, Hash Oil, or Hashish	1	0	0.0%
Dealing Methamphetamine	1	1	100%
Dealing Sched I, II, or III Controlled Substance	5	3	60.0%
Domestic Battery	2	0	0.0%
Failure to Register as a Sex Offender	4	1	25.0%
Failure to Stop Accident/Death	1	0	0.0%

**2012 Recidivism Report  
(2009 Releases)**

**WASHINGTON County  
(Based on County of Commitment)**

<b>MOST SERIOUS OFFENSE</b>	<b>2009 Releases</b>	<b>Number of Recidivists</b>	<b>RECIDIVISM RATE</b>
Forgery	2	1	50.0%
Fraud	1	1	100%
Intimidation	1	1	100%
Maintaining a Common Nuisance	1	0	0.0%
Neglect of a Dependent	2	0	0.0%
Non-Support of Dependent Child	2	0	0.0%
Operating Vehicle Intoxicated-Prior Conviction	4	0	0.0%
Operating Vehicle While Privileges Suspended	5	2	40.0%
Operating Vehicle w/Lifetime Suspension	2	0	0.0%
Possession of Cocaine or Narcotic	2	0	0.0%
Possession of Controlled Substance	2	0	0.0%
Possession of Marijuana, Hash Oil, or Hashish	2	0	0.0%
Possession of Methamphetamine Substance Tax	3	0	0.0%
Possession of Precursors	1	0	0.0%
Resisting Law Enforcement	2	1	50.0%
Robbery	2	0	0.0%
Stalking	1	0	0.0%
Strangulation	1	0	0.0%
Theft, Receiving Stolen Property	7	3	42.9%
	<b>93</b>	<b>21</b>	<b>22.6%</b>

**2012 Recidivism Report  
(2009 Releases)**

**WAYNE County  
(Based on County of Commitment)**

RETURN TYPE	Number of Recidivists	PERCENT OF RETURNS
COURT SUPERVISION VIOLATION	38	27.1%
NEW CHARGE	73	52.1%
PAROLE VIOLATION - NEW CHARGE	14	10.0%
PAROLE VIOLATION - TECHNICAL	15	10.7%
	140	100%

RELEASE TYPE	2009 Releases	Number of Recidivists	RECIDIVISM RATE
CTP	9	0	0.0%
DISCHARGE	39	5	12.8%
PAROLE	289	92	31.8%
PROBATION	160	43	26.9%
	497	140	28.2%

GENDER	2009 Releases	Number of Recidivists	RECIDIVISM RATE
FEMALE	97	23	23.7%
MALE	400	117	29.3%
	497	140	28.2%

RACE	2009 Releases	Number of Recidivists	RECIDIVISM RATE
AFRICAN AMERICAN	85	24	28.2%
CAUCASIAN	401	115	28.7%
HISPANIC	8	0	0.0%
OTHER	3	1	33.3%
	497	140	28.2%

**2012 Recidivism Report  
(2009 Releases)**

**WAYNE County  
(Based on County of Commitment)**

<b>FELONY LEVEL</b>	<b>2009 Releases</b>	<b>Number of Recidivists</b>	<b>RECIDIVISM RATE</b>
Felony A	2	1	50.0%
Felony B	61	25	41.0%
Felony C	123	37	30.1%
Felony D	310	77	24.8%
Murder	1	0	0.0%
	497	140	28.2%

<b>OFFENSE CATEGORY</b>	<b>2009 Releases</b>	<b>Number of Recidivists</b>	<b>RECIDIVISM RATE</b>
CONTROLLED SUBSTANCE	121	36	29.8%
OTHER	123	29	23.6%
PERSON	70	18	25.7%
PROPERTY	161	50	31.1%
SEX OFFENSE	18	6	33.3%
WEAPON	4	1	25.0%
	497	140	28.2%

<b>MOST SERIOUS OFFENSE</b>	<b>2009 Releases</b>	<b>Number of Recidivists</b>	<b>RECIDIVISM RATE</b>
Aggravated Battery	1	1	100%
Aiding, Inducing or Causing an Offense	1	0	0.0%
Arson	2	0	0.0%
Assisting a Criminal	1	0	0.0%
Attempt to Commit a Felony	10	4	40.0%
Auto Theft, Receiving Stolen Parts	8	4	50.0%
Battery	12	2	16.7%
Battery by Bodily Waste	1	0	0.0%
Burglary	30	8	26.7%
Carjacking	1	1	100%
Carrying Handgun w/o License	3	0	0.0%
Child Molesting	10	5	50.0%
Conspiracy	2	1	50.0%
Controlled Substance Registration	2	0	0.0%
Corrupt Business Influence	2	0	0.0%
Criminal Confinement	3	1	33.3%

**2012 Recidivism Report  
(2009 Releases)**

**WAYNE County  
(Based on County of Commitment)**

<b>MOST SERIOUS OFFENSE</b>	<b>2009 Releases</b>	<b>Number of Recidivists</b>	<b>RECIDIVISM RATE</b>
Criminal Recklessness	5	0	0.0%
Dealing Cocaine or Narcotic	19	6	31.6%
Dealing Marijuana, Hash Oil, or Hashish	12	1	8.3%
Dealing Sched I, II, or III Controlled Substance	8	2	25.0%
Dealing Sched IV Controlled Substance	3	0	0.0%
Dealing Sched V Controlled Substance	1	0	0.0%
Domestic Battery	6	0	0.0%
Driving While Intoxicated	28	3	10.7%
Driving While Suspended/Oper Veh HTV	7	1	14.3%
Escape/Failure to Return	1	1	100%
Failure to Appear	2	1	50.0%
Failure to Register as a Sex Offender	4	3	75.0%
Firearm w/in One Mile of School	1	1	100%
Forgery	25	9	36.0%
Fraud	2	1	50.0%
Fraud on Financial Institution	2	0	0.0%
Incest	1	0	0.0%
Intimidation	4	1	25.0%
Maintaining a Common Nuisance	7	1	14.3%
Murder	1	0	0.0%
Neglect of a Dependent	3	0	0.0%
Non-Support of Dependent Child	16	3	18.8%
Operating Vehicle Intoxicated-Endanger	18	3	16.7%
Operating Vehicle Intoxicated-Prior Conviction	14	2	14.3%
Operating Vehicle Intoxicated-Serious Bodily Injury	2	0	0.0%
Operating Vehicle While Privileges Suspended	6	4	66.7%
Operating Vehicle w/Lifetime Suspension	22	4	18.2%
Possession of Cocaine or Narcotic	22	7	31.8%
Possession of Controlled Substance	18	10	55.6%
Possession of Marijuana, Hash Oil, or Hashish	25	7	28.0%
Possession of Methamphetamine Substance Tax	1	0	0.0%
Possession of Paraphernalia	1	1	100%
Possession of Precursors	1	0	0.0%
Possession of Prescription/Allergy Drug	1	1	100%



**2012 Recidivism Report  
(2009 Releases)**

**WAYNE County  
(Based on County of Commitment)**

<b>MOST SERIOUS OFFENSE</b>	<b>2009 Releases</b>	<b>Number of Recidivists</b>	<b>RECIDIVISM RATE</b>
Prescription Fraud	2	2	100%
Rape	3	1	33.3%
Reckless Homicide	2	1	50.0%
Residential Entry	6	3	50.0%
Resisting Law Enforcement	7	0	0.0%
Robbery	9	7	77.8%
Sex Offender Residency Restrictions	3	0	0.0%
Sexual Misconduct with a Minor	1	0	0.0%
Stalking	1	1	100%
Strangulation	1	0	0.0%
Theft, Receiving Stolen Property	84	25	29.8%
	497	140	28.2%

**2012 Recidivism Report  
(2009 Releases)**

**WELLS County  
(Based on County of Commitment)**

RETURN TYPE	Number of Recidivists	PERCENT OF RETURNS
COURT SUPERVISION VIOLATION	8	42.1%
NEW CHARGE	6	31.6%
PAROLE VIOLATION - TECHNICAL	5	26.3%
	19	100%

RELEASE TYPE	2009 Releases	Number of Recidivists	RECIDIVISM RATE
PAROLE	42	8	19.0%
PROBATION	27	11	40.7%
	69	19	27.5%

GENDER	2009 Releases	Number of Recidivists	RECIDIVISM RATE
FEMALE	11	1	9.1%
MALE	58	18	31.0%
	69	19	27.5%

RACE	2009 Releases	Number of Recidivists	RECIDIVISM RATE
AFRICAN AMERICAN	5	2	40.0%
CAUCASIAN	59	16	27.1%
HISPANIC	5	1	20.0%
	69	19	27.5%

**2012 Recidivism Report  
(2009 Releases)**

**WELLS County  
(Based on County of Commitment)**

<b>FELONY LEVEL</b>	<b>2009 Releases</b>	<b>Number of Recidivists</b>	<b>RECIDIVISM RATE</b>
Felony B	8	1	12.5%
Felony C	21	6	28.6%
Felony D	38	11	28.9%
Murder	2	1	50.0%
	69	19	27.5%

<b>OFFENSE CATEGORY</b>	<b>2009 Releases</b>	<b>Number of Recidivists</b>	<b>RECIDIVISM RATE</b>
CONTROLLED SUBSTANCE	9	2	22.2%
OTHER	16	3	18.8%
PERSON	5	3	60.0%
PROPERTY	29	10	34.5%
SEX OFFENSE	10	1	10.0%
	69	19	27.5%

<b>MOST SERIOUS OFFENSE</b>	<b>2009 Releases</b>	<b>Number of Recidivists</b>	<b>RECIDIVISM RATE</b>
Aiding, Inducing or Causing an Offense	1	0	0.0%
Attempt to Commit a Felony	1	0	0.0%
Auto Theft, Receiving Stolen Parts	2	1	50.0%
Battery	2	1	50.0%
Burglary	8	4	50.0%
Child Exploitation	2	0	0.0%
Child Molesting	3	0	0.0%
Dealing Cocaine or Narcotic	1	0	0.0%
Dealing Marijuana, Hash Oil, or Hashish	3	0	0.0%
Domestic Battery	1	1	100%
Driving While Intoxicated	2	0	0.0%
Escape/Failure to Return	1	0	0.0%
Failure to Register as a Sex Offender	1	1	100%
Failure to Return to Lawful Detention	1	0	0.0%
Forgery	7	2	28.6%
Invasion of Privacy	1	0	0.0%
Murder	2	1	50.0%
Non-Support of Dependent Child	5	1	20.0%

**2012 Recidivism Report  
(2009 Releases)**

**WELLS County  
(Based on County of Commitment)**

<b>MOST SERIOUS OFFENSE</b>	<b>2009 Releases</b>	<b>Number of Recidivists</b>	<b>RECIDIVISM RATE</b>
Operating Vehicle Intoxicated-Prior Conviction	1	0	0.0%
Operating Vehicle w/Lifetime Suspension	1	0	0.0%
Perjury	1	1	100%
Possession of Controlled Substance	1	0	0.0%
Possession of Marijuana, Hash Oil, or Hashish	4	2	50.0%
Residential Entry	1	0	0.0%
Sexual Battery	1	0	0.0%
Sexual Misconduct with a Minor	4	1	25.0%
Theft, Receiving Stolen Property	11	3	27.3%
	69	19	27.5%

**2012 Recidivism Report  
(2009 Releases)**

**WHITE County  
(Based on County of Commitment)**

RETURN TYPE	Number of Recidivists	PERCENT OF RETURNS
COURT SUPERVISION VIOLATION	4	57.1%
NEW CHARGE	2	28.6%
PAROLE VIOLATION - TECHNICAL	1	14.3%
	7	100%

RELEASE TYPE	2009 Releases	Number of Recidivists	RECIDIVISM RATE
CTP	11	0	0.0%
DISCHARGE	1	0	0.0%
PAROLE	11	3	27.3%
PROBATION	19	4	21.1%
	42	7	16.7%

GENDER	2009 Releases	Number of Recidivists	RECIDIVISM RATE
FEMALE	9	0	0.0%
MALE	33	7	21.2%
	42	7	16.7%

RACE	2009 Releases	Number of Recidivists	RECIDIVISM RATE
CAUCASIAN	41	7	17.1%
OTHER	1	0	0.0%
	42	7	16.7%

**2012 Recidivism Report  
(2009 Releases)**

**WHITE County  
(Based on County of Commitment)**

FELONY LEVEL	2009 Releases	Number of Recidivists	RECIDIVISM RATE
Felony A	1	0	0.0%
Felony B	13	3	23.1%
Felony C	12	2	16.7%
Felony D	16	2	12.5%
	42	7	16.7%

OFFENSE CATEGORY	2009 Releases	Number of Recidivists	RECIDIVISM RATE
CONTROLLED SUBSTANCE	9	2	22.2%
OTHER	12	1	8.3%
PERSON	4	0	0.0%
PROPERTY	15	4	26.7%
SEX OFFENSE	2	0	0.0%
	42	7	16.7%

MOST SERIOUS OFFENSE	2009 Releases	Number of Recidivists	RECIDIVISM RATE
Aiding, Inducing or Causing an Offense	1	0	0.0%
Attempt to Commit a Felony	2	0	0.0%
Battery	1	0	0.0%
Burglary	8	4	50.0%
Dealing Cocaine or Narcotic	4	0	0.0%
Dealing Methamphetamine	1	1	100%
Dealing Sched I, II, or III Controlled Substance	1	0	0.0%
Domestic Battery	1	0	0.0%
Forgery	3	0	0.0%
Misappropriated Insurance Funds	1	0	0.0%
Neglect of a Dependent	2	0	0.0%
Operating Vehicle Intoxicated-Prior Conviction	4	0	0.0%
Operating Vehicle While Privileges Suspended	1	0	0.0%
Operating Vehicle w/Lifetime Suspension	3	0	0.0%
Perjury	1	1	100%
Possession of Controlled Substance	2	1	50.0%
Possession of Marijuana, Hash Oil, or Hashish	1	0	0.0%
Sexual Misconduct with a Minor	1	0	0.0%

2012 Recidivism Report  
(2009 Releases)

WHITE County  
(Based on County of Commitment)

<b>MOST SERIOUS OFFENSE</b>	<b>2009 Releases</b>	<b>Number of Recidivists</b>	<b>RECIDIVISM RATE</b>
Theft, Receiving Stolen Property	3	0	0.0%
Vicarious Sexual Gratification	1	0	0.0%
	42	7	16.7%

**2012 Recidivism Report  
(2009 Releases)**

**WHITLEY County  
(Based on County of Commitment)**

RETURN TYPE	Number of Recidivists	PERCENT OF RETURNS
COURT SUPERVISION VIOLATION	5	45.5%
NEW CHARGE	3	27.3%
PAROLE VIOLATION - NEW CHARGE	1	9.1%
PAROLE VIOLATION - TECHNICAL	2	18.2%
	11	100%

RELEASE TYPE	2009 Releases	Number of Recidivists	RECIDIVISM RATE
CTP	8	0	0.0%
PAROLE	10	4	40.0%
PROBATION	18	7	38.9%
	36	11	30.6%

GENDER	2009 Releases	Number of Recidivists	RECIDIVISM RATE
FEMALE	3	1	33.3%
MALE	33	10	30.3%
	36	11	30.6%

RACE	2009 Releases	Number of Recidivists	RECIDIVISM RATE
AFRICAN AMERICAN	5	2	40.0%
CAUCASIAN	29	9	31.0%
HISPANIC	2	0	0.0%
	36	11	30.6%



**2012 Recidivism Report  
(2009 Releases)**

**WHITLEY County  
(Based on County of Commitment)**

<b>FELONY LEVEL</b>	<b>2009 Releases</b>	<b>Number of Recidivists</b>	<b>RECIDIVISM RATE</b>
Felony B	19	5	26.3%
Felony C	11	3	27.3%
Felony D	6	3	50.0%
	36	11	30.6%

<b>OFFENSE CATEGORY</b>	<b>2009 Releases</b>	<b>Number of Recidivists</b>	<b>RECIDIVISM RATE</b>
CONTROLLED SUBSTANCE	9	4	44.4%
OTHER	9	3	33.3%
PERSON	5	0	0.0%
PROPERTY	6	2	33.3%
SEX OFFENSE	5	2	40.0%
WEAPON	2	0	0.0%
	36	11	30.6%

<b>MOST SERIOUS OFFENSE</b>	<b>2009 Releases</b>	<b>Number of Recidivists</b>	<b>RECIDIVISM RATE</b>
Attempt to Commit a Felony	3	2	66.7%
Battery	1	0	0.0%
Burglary	3	0	0.0%
Carrying Handgun w/o License	1	0	0.0%
Child Molesting	3	1	33.3%
Dealing Cocaine or Narcotic	2	1	50.0%
Dealing Sched I, II, or III Controlled Substance	5	3	60.0%
Felon in Possession of a Firearm	1	0	0.0%
Forgery	1	0	0.0%
Incest	1	1	100%
Intimidation	1	0	0.0%
Non-Support of Dependent Child	1	0	0.0%
Operating Vehicle Intoxicated-Prior Conviction	1	0	0.0%
Operating Vehicle w/Lifetime Suspension	2	0	0.0%
Possession of Cocaine or Narcotic	1	0	0.0%
Possession of Marijuana, Hash Oil, or Hashish	1	0	0.0%
Resisting Law Enforcement	2	1	50.0%
Robbery	3	0	0.0%

**2012 Recidivism Report  
(2009 Releases)****WHITLEY County  
(Based on County of Commitment)**

<b>MOST SERIOUS OFFENSE</b>	<b>2009 Releases</b>	<b>Number of Recidivists</b>	<b>RECIDIVISM RATE</b>
Sexual Misconduct with a Minor	1	0	0.0%
Theft, Receiving Stolen Property	2	2	100%
	36	11	30.6%

**2012 Recidivism Report  
(2009 Releases)**

**Z.MISSING County  
(Based on County of Commitment)**

RETURN TYPE	Number of Recidivists	PERCENT OF RETURNS
NEW CHARGE	3	100%
	3	100%

RELEASE TYPE	2009 Releases	Number of Recidivists	RECIDIVISM RATE
CTP	1	0	0.0%
DISCHARGE	13	3	23.1%
PROBATION	1	0	0.0%
	15	3	20.0%

GENDER	2009 Releases	Number of Recidivists	RECIDIVISM RATE
FEMALE	2	0	0.0%
MALE	13	3	23.1%
	15	3	20.0%

RACE	2009 Releases	Number of Recidivists	RECIDIVISM RATE
AFRICAN AMERICAN	5	0	0.0%
CAUCASIAN	8	3	37.5%
HISPANIC	1	0	0.0%
OTHER	1	0	0.0%
	15	3	20.0%

**2012 Recidivism Report  
(2009 Releases)**

**Z.MISSING County  
(Based on County of Commitment)**

<b>OFFENSE CATEGORY</b>	<b>2009 Releases</b>	<b>Number of Recidivists</b>	<b>RECIDIVISM RATE</b>
OTHER	15	3	20.0%
	15	3	20.0%

<b>MOST SERIOUS OFFENSE</b>	<b>2009 Releases</b>	<b>Number of Recidivists</b>	<b>RECIDIVISM RATE</b>
MISSING DATA	15	3	20.0%
	15	3	20.0%