

Indiana Department of Correction  
August 2024

Offender Population Report

Prepared for the Justice Reinvestment Advisory Council  
and State Budget Committee

Christina Reagle, Commissioner



## Contents

Admissions . . . . .	2
County of Commit . . . . .	7
Population Trend . . . . .	9
DOC Facility Population & Capacity . . . . .	12
Notes Page . . . . .	13

## **Admissions**

July 2024 Admissions by Most Serious Offense

Table 1: Monthly Admissions by Most Serious Offense

Most Serious Offense	F1	F2	F3	F4	F5	F6	FA	FB	FC	FD	M	Total
Aggravated Battery	0	0	12	0	0	0	0	2	0	0	0	14
Aiding Attempted Murder	1	0	0	0	0	0	0	0	0	0	0	1
Aiding Burglary	0	0	0	1	0	0	0	0	0	0	0	1
Alteration Of Firearm'S Identifying Marks	0	0	0	0	1	0	0	0	0	0	0	1
Armed Robbery-Taking Property By Force Or Threatening Use Of Force While Armed	0	0	1	0	0	0	0	0	0	0	0	1
Arson	0	0	1	5	0	0	0	0	0	0	0	6
Assisting A Criminal	0	0	0	0	2	1	0	0	0	0	0	3
Attempted Aggravated Battery	0	0	1	0	0	0	0	0	0	0	0	1
Attempted Attempted Murder	0	0	0	0	0	0	2	0	0	0	0	2
Attempted Child Molesting	1	0	0	0	0	0	0	0	0	0	0	1
Attempted Murder	5	0	0	0	0	0	1	0	0	0	0	6
Attempted Rape	0	0	1	0	0	0	0	0	0	0	0	1
Attempted Robbery (Armed Or Bodily Injury)	0	0	1	0	0	0	0	0	0	0	0	1
Auto Theft-Theft Of An Entire Motor Vehicle	0	0	0	0	0	10	0	0	0	0	0	10
Auto Theft, Receiving Stolen Auto Parts	0	0	0	0	1	2	0	0	0	0	0	3
Auto Theft, Same 8265, Prior Conviction For Either Theft Of An Auto Or Auto Parts	0	0	0	0	4	0	0	0	0	0	0	4
Battery	0	0	0	0	32	11	0	0	0	0	0	43
Battery Against A Public Safety Official	0	0	0	0	0	1	0	0	0	0	0	1
Battery By Means Of A Deadly Weapon	0	0	0	0	5	0	0	0	0	0	0	5
Battery On A Person Less Than 14yo	0	0	0	0	1	0	0	0	0	0	0	1
Battery Resulting In Moderate Bodily Injury	0	0	0	0	0	3	0	0	0	0	0	3
Battery Resulting In Serious Bodily Injury	0	0	0	0	4	0	0	0	0	0	0	4
Battery W/Bodily Injury To A Public Safety Officer	0	0	0	0	4	0	0	0	0	0	0	4
Burglary	1	3	1	33	30	0	1	8	1	0	0	78
Carjacking	0	0	0	0	0	0	0	2	0	0	0	2
Carrying A Handgun W/O License, Def Has A Prior Conviction For Carrying C/O License.	0	0	0	0	9	0	0	0	0	0	0	9
Child Exploitation	0	0	0	4	4	0	0	0	0	0	0	8
Child Molesting	13	0	1	16	0	0	7	4	3	0	0	44
Child Solicitation	0	0	0	3	6	0	0	0	0	0	0	9
Conspiracy Dealing In Cocaine Or Narcotic Drug	0	1	0	0	0	0	0	0	0	0	0	1
Conspiracy Dealing In Methamphetamine	0	0	1	0	0	0	0	0	0	0	0	1
Conspiracy Dealing In Sched Iv Controlled Substance	0	0	0	0	1	0	0	0	0	0	0	1
Controlled Substance Registration	0	0	0	0	0	0	0	0	0	1	0	1
Conversion	0	0	0	0	1	0	0	0	0	0	0	1
Corrupt Business Influence	0	0	0	0	0	0	0	0	1	0	0	1
Criminal Confinement	0	0	7	0	2	3	0	1	1	0	0	14
Criminal Confinement Resulting In Bodily Injury	0	0	0	0	1	0	0	0	0	0	0	1
Criminal Recklessness	0	0	0	0	3	2	0	0	0	0	0	5
Criminal Recklessness Committed With A Deadly Weapon	0	0	0	0	0	1	0	0	0	0	0	1
Criminal Recklessness, Def. Shoots Firearm Into A Building.	0	0	0	0	4	0	0	0	0	0	0	4
Criminal Trespass	0	0	0	0	0	3	0	0	0	0	0	3
Deal Controlled Substance Result Death	1	0	0	0	0	0	0	0	0	0	0	1
Dealing A Sched I, Ii, Iii Control Subst	0	2	1	1	1	0	0	0	0	0	0	5

Dealing In A Sched I,Ii Or Iii Contr Sub	0	0	0	0	0	0	0	2	0	0	0	2
Dealing In Cocaine Or Narcotic Drug	0	14	7	10	10	0	2	4	0	0	0	47
Dealing In Methamphetamine	0	29	16	20	7	0	2	7	0	0	0	81
Dealing In Sched Iv Controlled Substan	0	0	0	0	0	0	0	0	1	0	0	1
Dealing In Sched Iv Controlled Substance	0	0	1	1	0	0	0	0	0	0	0	2
Dealing Possessing Look-Alike Substance	0	0	0	0	1	0	0	0	0	0	0	1
Disarming A Law Enforcement Officer	0	0	0	0	1	0	0	0	0	0	0	1
Dissemination Of Matter Harmful To Minor	0	0	0	0	0	1	0	0	0	0	0	1
Domestic Battery	0	0	0	0	0	29	0	0	0	0	0	29
Domestic Battery-Def Has Been Previously Convicted Of Battery Or Strangulation	0	0	0	0	14	0	0	0	0	0	0	14
Domestic Battery By Means Of A Deadly Weapon	0	0	0	0	3	0	0	0	0	0	0	3
Domestic Battery Committed In The Presence Of A Child Less Than 16	0	0	0	0	0	3	0	0	0	0	0	3
Domestic Battery Resulting In Sbi	0	0	0	0	2	0	0	0	0	0	0	2
Domestic Battery W/Sbi To A Person Less Than 14 Years Old	0	0	1	0	0	0	0	0	0	0	0	1
Domestic Battery With Injury To A Pregnant Woman.	0	0	0	0	10	0	0	0	0	0	0	10
Domestic Battery With Prev Battery Conv	0	0	0	0	5	0	0	0	0	0	0	5
Escape	0	0	0	1	3	4	0	0	1	0	0	9
Escape-Def Violates Home Detention Or Removes An Electronic Device	0	0	0	0	0	3	0	0	0	0	0	3
Fail To Stop After Acc - Ser Body Injury	0	0	1	0	0	0	0	0	0	0	0	1
Failure Of Sex Offender To Possess Id	0	0	0	0	0	2	0	0	0	0	0	2
Failure To Register As A Sex Offender	0	0	0	0	12	10	0	0	0	0	0	22
Failure To Remain At The Scene Of An Accident Resulting In Death	0	0	0	1	0	0	0	0	0	0	0	1
Failure To Return To Lawful Detention	0	0	0	0	0	4	0	0	0	0	0	4
Forgery,Counterfeiting,Application Fraud	0	0	0	0	0	3	0	0	2	0	0	5
Fraud	0	0	0	0	3	1	0	0	0	0	0	4
Fraud On A Financial Institution	0	0	0	0	3	0	0	0	0	0	0	3
Handgun Violation (Felony Within 15 Yrs)	0	0	0	0	18	0	0	0	0	0	0	18
Identity Deception	0	0	0	0	0	5	0	0	0	0	0	5
Incest	0	0	0	0	0	0	0	1	0	0	0	1
Incest - Victim Less Than 16 Years Old	0	0	0	2	0	0	0	0	0	0	0	2
Intimidation	0	0	0	0	17	12	0	0	0	0	0	29
Invasion Of Privacy	0	0	0	0	0	7	0	0	0	0	0	7
Kidnapping	0	0	1	0	0	0	0	0	0	0	0	1
Leaving The Scene Of An Accident-Same As 7457 But Offense Committed After Commit	0	0	1	0	0	0	0	0	0	0	0	1
Maintaining Common Nuisance - Cntrl Subs	0	0	0	0	0	3	0	0	0	0	0	3
Murder	8	0	0	0	0	0	0	0	0	0	12	20
Neglect Of A Dependent	0	0	0	0	0	11	0	0	0	0	0	11
Neglect Of A Dependent Resulting In Bodily Injury	0	0	0	0	3	0	0	0	0	0	0	3
Neglect Of A Dependent W/ Serious Injury	0	0	4	0	0	0	0	0	0	0	0	4
Neglect Of Dependent Resulting In Death	1	0	0	0	0	0	0	0	0	0	0	1
Non-Support Of Child	0	0	0	0	0	0	0	0	0	1	0	1
Non Support Dep Child - Prev Conviction	0	0	0	0	4	0	0	0	0	0	0	4
Non Support Of Dependent Child	0	0	0	0	0	0	0	0	4	0	0	4
Obstruction Of Justice	0	0	0	0	2	3	0	0	0	0	0	5
Oper Veh - Intox - Prior Conviction	0	0	0	0	2	27	0	0	0	0	0	29
Oper Veh - Intox - Result - Death	0	0	0	7	0	0	0	0	0	0	0	7

Oper Veh - Intox - Result - Ser Body Inj	0	0	0	0	4	0	0	0	0	0	0	4
Oper Veh - Sch 1 Or 2 Control Substance	0	0	0	0	0	1	0	0	0	0	0	1
Oper Veh .08 Or More - Prior Conviction	0	0	0	0	0	6	0	0	0	0	0	6
Oper Vehicle - Intox - Prev Conviction	0	0	0	0	0	2	0	0	0	0	0	2
Operate Vehicle After Suspended For Life	0	0	0	0	14	0	0	0	0	0	0	14
Operating A Vehicle Intoxicated: Endangering A Person	0	0	0	0	0	4	0	0	0	0	0	4
Operating A Vehicle While Intoxicated: Endangering A Person Less Than 18yrs	0	0	0	0	0	3	0	0	0	0	0	3
Operating Veh W/Ace Of .15 Or More W/Pass Under 18/At Least 21	0	0	0	0	0	1	0	0	0	0	0	1
Operating Veh. W/A Schedule I Or Ii Controlled Substance Or Metabolite	0	0	0	0	1	0	0	0	0	0	0	1
Operating Vehicle-Habit Traffic Violator	0	0	0	0	0	11	0	0	0	0	0	11
Pointing A Firearm	0	0	0	0	0	2	0	0	0	0	0	2
Possession Of A Destructive Device	0	0	0	0	2	0	0	0	0	0	0	2
Possession Of A Machine Gun Or Bomb	0	0	0	0	2	0	0	0	0	0	0	2
Possession Of Child Pornography	0	0	0	0	2	0	0	0	0	0	0	2
Possession Of Cocaine Or Narcotic Drug	0	0	3	9	17	21	0	0	0	0	0	50
Possession Of Controlled Substance	0	0	0	0	0	1	0	0	0	0	0	1
Possession Of Methamphetamine	0	0	18	30	37	110	0	0	0	0	0	195
Possession Of Syringes Or Needles	0	0	0	0	0	17	0	0	0	0	0	17
Possession Or Use Of Legend Drug	0	0	0	0	0	4	0	0	0	0	0	4
Promote Child Sex Trafficking	0	0	1	0	0	0	0	0	0	0	0	1
Providing Firearm To Ineligible Person	0	0	0	0	1	0	0	0	0	0	0	1
Public Indecency With Prior Conviction	0	0	0	0	0	1	0	0	0	0	0	1
Rape	1	0	4	0	0	0	1	2	0	0	0	8
Reckless Homicide	0	0	0	0	3	0	0	0	0	0	0	3
Residential Entry	0	0	0	0	0	6	0	0	0	0	0	6
Resisting Law Enforcement	0	0	1	0	2	21	0	0	0	0	0	24
Robbery	0	0	0	0	20	0	0	0	2	0	0	22
Robbery (Armed Or Bodily Injury)	0	0	25	0	0	0	0	6	0	0	0	31
Robbery (Serious Bodily Injury)	0	2	0	0	0	0	0	0	0	0	0	2
Robbery Taking Prop By Force	0	0	1	0	0	0	0	0	0	0	0	1
Sexual Battery	0	0	0	0	0	2	0	0	0	0	0	2
Sexual Misconduct With A Minor	0	0	0	6	8	0	0	3	0	0	0	17
Stalking	0	0	0	0	4	1	0	0	0	0	0	5
Strangulation	0	0	0	0	4	6	0	0	0	0	0	10
Theft-Use When Property Stolen Is A Firearm	0	0	0	0	2	0	0	0	0	0	0	2
Theft Receiving Stolen Property	0	0	0	0	9	0	0	0	0	0	0	9
Theft Where Value Of Property Is Between \$750-\$50k	0	0	0	0	0	3	0	0	0	0	0	3
Theft,Receiving Stolen Property	0	0	0	0	1	44	0	0	0	1	0	46
Theft; Prior Unrelated Conviction For Theft Or Conversion	0	0	0	0	0	1	0	0	0	0	0	1
Trafficking With An Inmate	0	0	0	0	1	0	0	0	0	0	0	1
Unlawful Carrying Of A Handgun-Prior Conviction Under This Section	0	0	0	0	7	0	0	0	0	0	0	7
Unlawful Entry By A Serious Sex Offender	0	0	0	0	0	1	0	0	0	0	0	1
Unlawful Firearm Poss By Serious Felon	0	0	0	63	0	0	0	0	0	0	0	63
Unlawful Possession Of Anabolic Steroid	0	0	0	0	1	0	0	0	0	0	0	1
Violation Of Custody Order	0	0	0	0	0	1	0	0	0	0	0	1
Voluntary Manslaughter	0	2	0	0	0	0	0	0	0	0	0	2

Totals

32 53 113 213 378 435 16 42 16 3 12 1313

---

# County of Commit

July 2024 County of Commit

Table 2: County of Commitment

County	DOC	Community Corrections	Jail DOC Contract	Jail Felony F6 Diversions	County Totals
Adams	119	59	2	27	207
Allen	1812	500	33	7	2352
Bartholomew	216	126	4	12	358
Benton	28	4	3	14	49
Blackford	62	56	6	10	134
Boone	169	109	0	12	290
Brown	47	11	1	7	66
Carroll	60	54	4	0	118
Cass	228	125	8	14	375
Clark	164	103	18	27	312
Clay	83	158	3	12	256
Clinton	158	67	1	30	256
Crawford	25	10	1	5	41
Daviess	69	145	1	5	220
De Kalb	176	0	0	0	176
De kalb	0	0	5	9	14
Dearborn	257	61	12	17	347
Decatur	183	25	12	31	251
Dekalb	0	48	0	0	48
Delaware	378	181	30	4	593
Dubois	101	106	0	0	207
Elkhart	1196	357	48	4	1605
Fayette	138	96	3	6	243
Floyd	161	80	2	0	243
Fountain	47	26	2	8	83
Franklin	43	2	0	5	50
Fulton	78	31	0	10	119
Gibson	117	34	2	10	163
Grant	268	75	3	15	361
Greene	132	39	25	25	221
Hamilton	302	394	20	34	750
Hancock	106	104	0	25	235
Harrison	92	49	12	8	161
Hendricks	274	152	14	34	474
Henry	193	49	9	7	258
Howard	314	305	7	39	665
Huntington	313	58	12	9	392
Jackson	172	99	2	11	284
Jasper	85	43	0	2	130
Jay	194	8	1	13	216
Jefferson	263	329	33	8	633
Jennings	93	106	0	25	224
Johnson	357	236	10	7	610
Knox	146	94	11	7	258
Kosciusko	234	81	18	58	391
La Porte	367	214	2	0	583
Lagrange	75	38	0	32	145



Lake	883	301	10	47	1241
Lawrence	242	63	7	8	320
Madison	1128	479	12	11	1630
Marion	4612	2895	108	35	7650
Marshall	267	72	4	20	363
Martin	33	39	1	1	74
Miami	71	25	2	0	98
Monroe	214	279	12	8	513
Montgomery	156	52	0	12	220
Morgan	175	31	3	37	246
Newton	40	9	1	10	60
Noble	202	62	29	19	312
Ohio	37	14	0	0	51
Orange	103	2	1	3	109
Owen	43	92	0	3	138
Parke	43	13	3	0	59
Perry	93	95	2	1	191
Pike	66	47	0	3	116
Porter	217	44	8	14	283
Posey	128	57	5	21	211
Pulaski	38	29	3	13	83
Putnam	75	48	1	2	126
Randolph	42	11	2	2	57
Ripley	132	36	2	26	196
Rush	58	32	3	4	97
Saint Joseph	923	194	0	0	1117
Scott	134	144	1	8	287
Shelby	227	109	12	5	353
Spencer	44	73	6	0	123
St Joseph	0	0	32	74	106
Starke	53	28	1	0	82
Steuben	136	73	4	14	227
Sullivan	79	33	1	11	124
Switzerland	64	16	0	2	82
Tippecanoe	787	385	13	8	1193
Tipton	11	75	0	2	88
Union	13	5	0	2	20
Vanderburgh	1000	268	31	37	1336
Vermillion	68	30	0	7	105
Vigo	372	322	9	0	703
Wabash	203	64	7	10	284
Warren	36	6	0	10	52
Warrick	67	14	5	8	94
Washington	115	10	1	25	151
Wayne	386	33	36	11	466
Wells	126	12	5	1	144
White	64	47	3	1	115
Whitley	138	62	0	5	205
Unknown	37	0	0	0	37
Totals	24276	11877	766	1186	38105

*Note:*

Jail counts are from July 29, 2024

# Population Trend

July 2024 Population Trend Summary

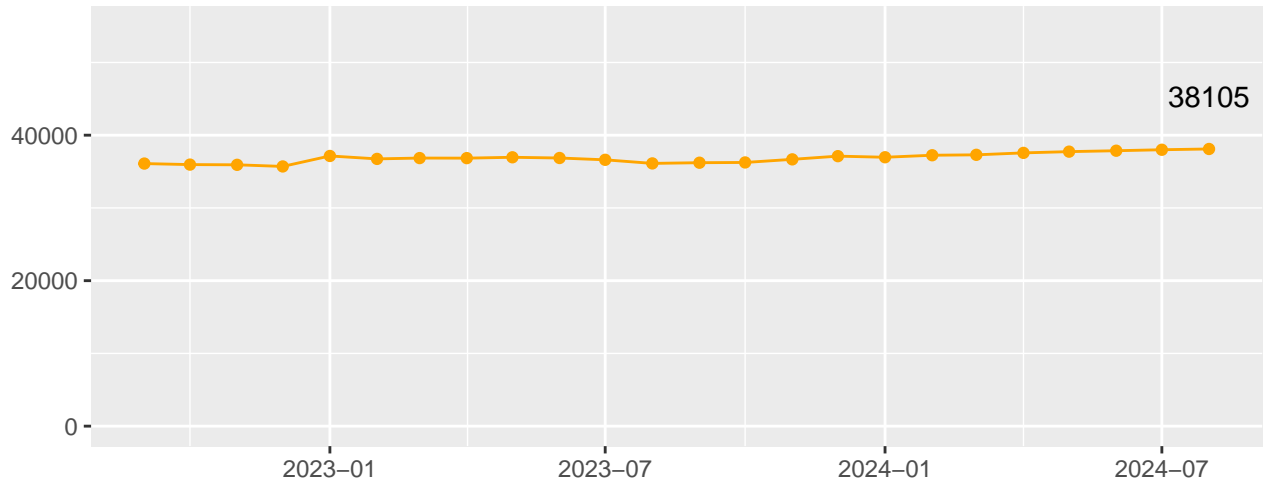
Table 3: Population Trend

Date	DOC Adult	Community Corrections	Jail DOC Contract	Jail Felony F6 Diversions	Total	IDOC Felony F6
09/01/2022	22900	10575	470	2153	36098	
10/01/2022	22904	10481	353	2219	35957	
11/01/2022	22988	10441	393	2105	35927	
12/01/2022	22932	10325	302	2144	35703	
01/01/2023	22918	11785	432	2010	37145	
02/01/2023	22978	11578	327	1859	36742	
03/01/2023	23052	11647	365	1791	36855	
04/01/2023	23034	11631	423	1757	36845	
05/01/2023	23151	11631	423	1757	36962	
06/01/2023	22830	11627	618	1789	36864	
07/01/2023	22503	11542	850	1719	36614	
08/01/2023	22401	11438	710	1573	36122	
09/01/2023	22381	11472	696	1668	36217	
10/01/2023	22454	11520	598	1679	36251	
11/01/2023	22768	11606	702	1602	36678	
12/01/2023	22936	11775	871	1536	37118	
01/01/2024	23136	11608	944	1278	36966	
02/01/2024	23374	11633	863	1374	37244	
03/01/2024	23620	11633	771	1276	37300	
04/01/2024	23787	11775	741	1264	37567	
05/01/2024	23854	11800	793	1292	37739	
06/01/2024	24026	11772	810	1257	37865	1507
07/01/2024	24147	11750	818	1284	37999	1527
08/01/2024	24276	11877	766	1186	38105	1574

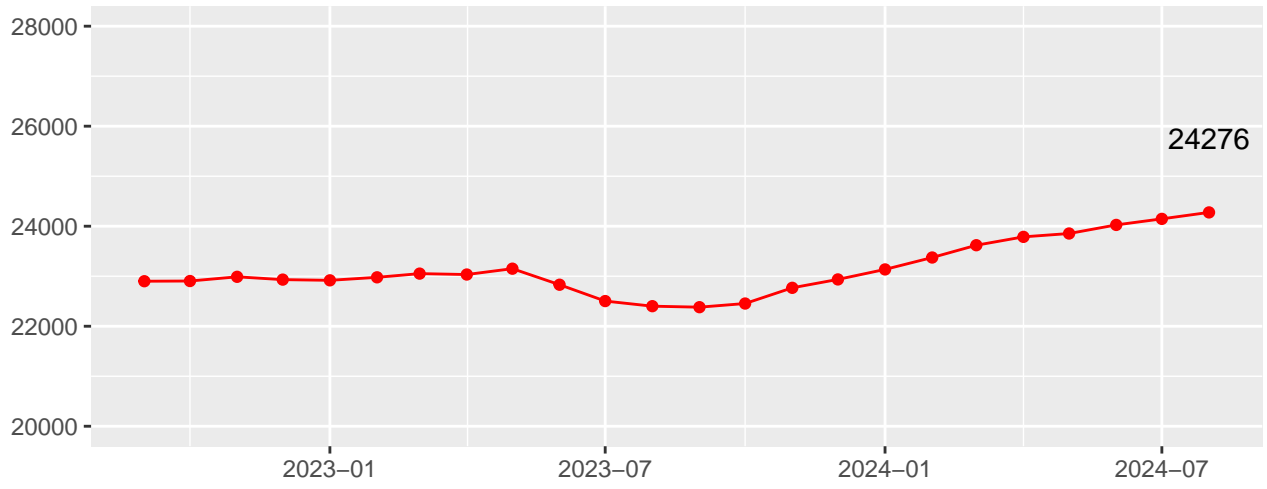
*Note:*

Jail counts are from July 29, 2024

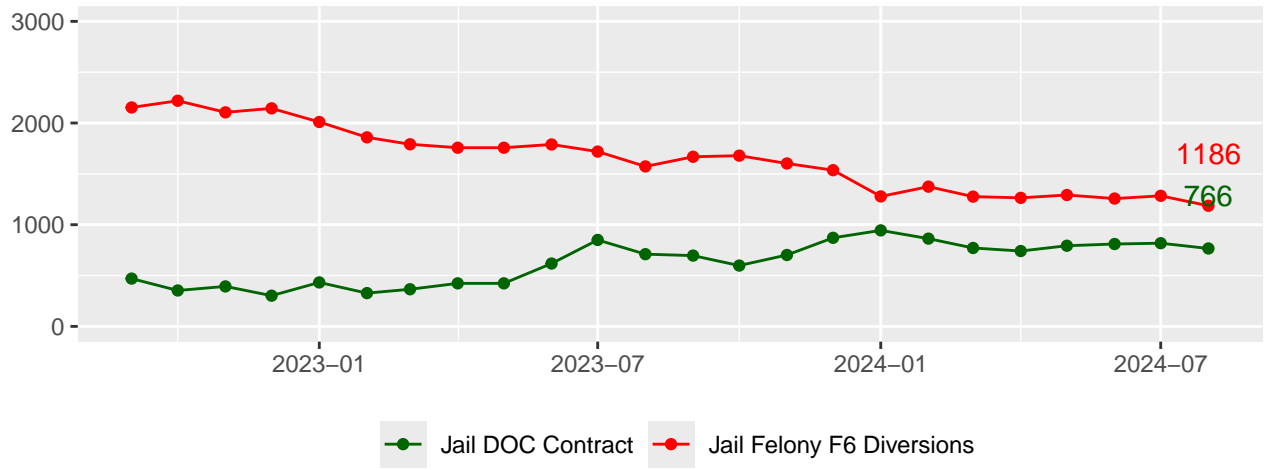
### Total Population Trend



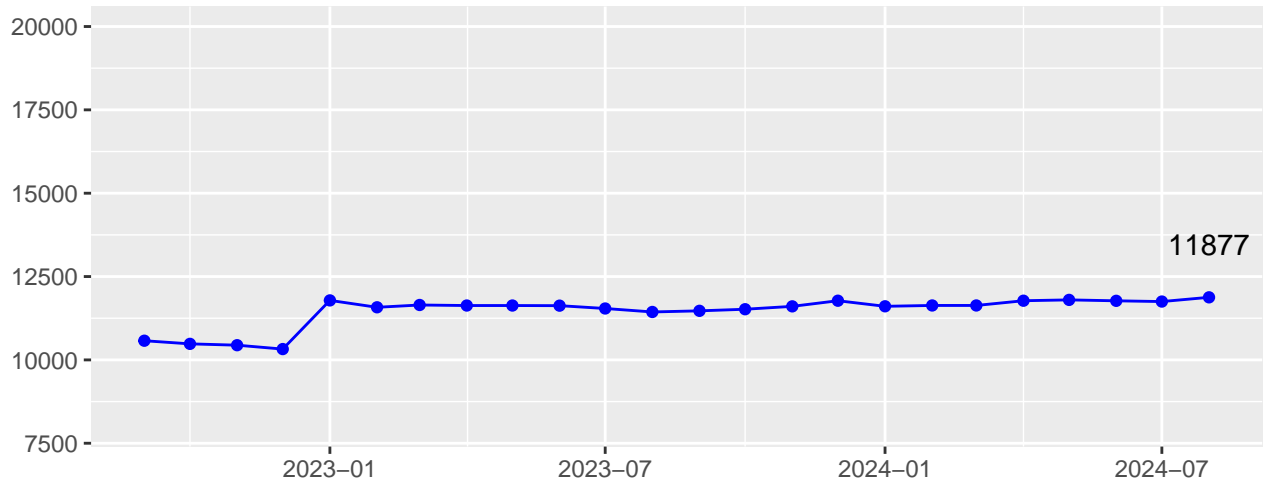
### DOC Population Trend



### Jail Population Trend



### Community Corrections Population Trend



# DOC Facility Population & Capacity

July 2024 Population & Capacity By Facility

Table 4: Inmates Housed and Bed Capacity by Facility

UNIT	ASSIGNED	BEDS	CAPACITY
Branchville Correctional Facility	1513	1533	98.70
Chain Olakes Correctional Facility	89	106	83.96
Correctional Industrial Facility	1095	1098	99.73
Edinburgh Correctional Facility	275	299	91.97
Heritage Trail Correctional Facility	906	927	97.73
Indiana State Prison	2415	2468	97.85
Indiana Womens Prison	660	712	92.70
Madison Correctional Facility	740	807	91.70
Miami Correctional Facility	1765	1809	97.57
New Castle Correctional Facility	2976	3098	96.06
Pendleton Correctional Facility	1507	1570	95.99
Plainfield Correctional Facility	1588	1627	97.60
Putnamville Correctional Facility	2003	2092	95.75
Reception Diagnostic Center	678	829	81.79
Rockville Correctional Facility	933	1100	84.82
South Bend Community Re-Entry Center	137	166	82.53
Wabash Valley Correctional Facility	2063	2112	97.68
Wcc - Community Pi/Tc Starke Co Jail	19	20	95.00
Westville Correctional Facility	2687	2790	96.31
Total	24049	25163	95.57

## Notes Page

- (1) Benton, Franklin, & Newton are not state established Community Corrections programs under IC 11-12. As of February 2022, the Community Corrections population reflects the number of active individuals by their county of commitment on the last Tuesday of the month. This population includes all pre & post convictions and excludes Community Transition Program (CTP) and Juveniles.
- (2) Community Corrections data for county of commitment as of 07/01/2024.
- (3) As of January 1, 2021, all Marion County Community Corrections Pretrial participants were transferred to Marion County Probation for supervision, resulting in a significant decrease in the total population. As of January 1, 2023 Pretrial participants were transferred back to Marion County Community Corrections for supervision, resulting in a significant increase in the total population.
- (4) As of January 2022, all Community Corrections data is self-reported and uniformly collected under the Supervised Release System (SRS). Community Corrections population may be supervised by other county agencies than their county of commitment. Community Corrections agencies may also administer or oversee additional types of services, treatments, or grant programs as part of the Community Corrections & Justice Reinvestment Grants (i.e., Probation, Pretrial Services, Court Recidivism Reduction Programs, Prosecutor's Diversion, and Jail Treatment programs) that are not reflected in this data as of 1/1/2020.
- (5) IDOC Felony F6 is the count of offenders whose most serious offense is a felony level F6 currently housed in an IDOC facility.

## Adult Admission Trend: Old vs New Felony Levels

(Chart does not include Murder)

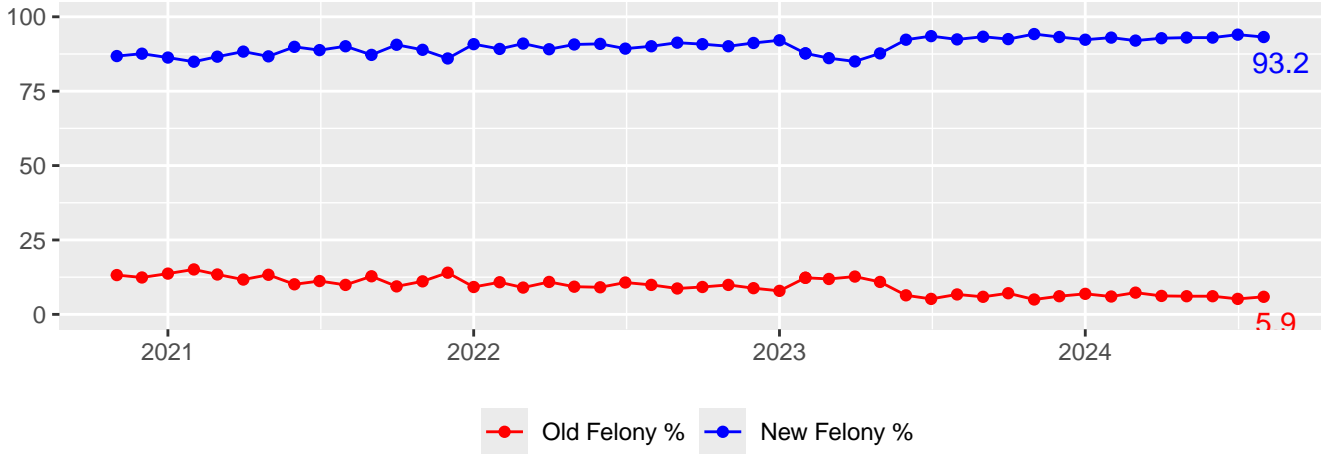


Table 5: Adult Admission Trend: Old vs New Felony Levels

Date	Old	New	Murder	Total	Old Felony %	New Felony %
June 2024	66	1202	11	1279	5.2%	94%
July 2024	77	1224	12	1313	5.9%	93.2%

## Facility Population: New Felony Levels

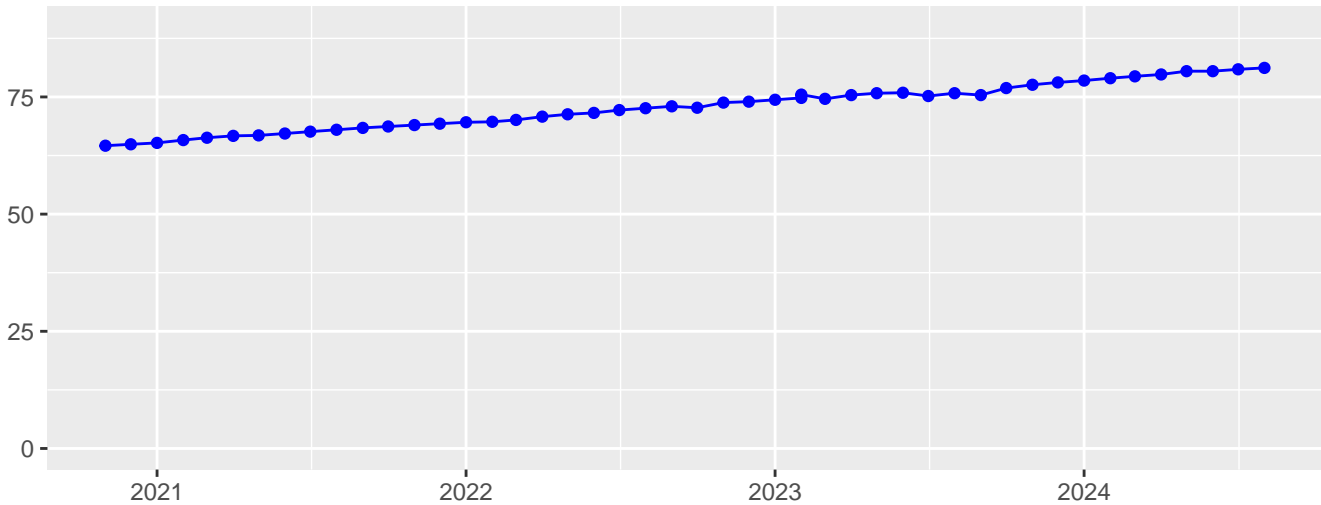
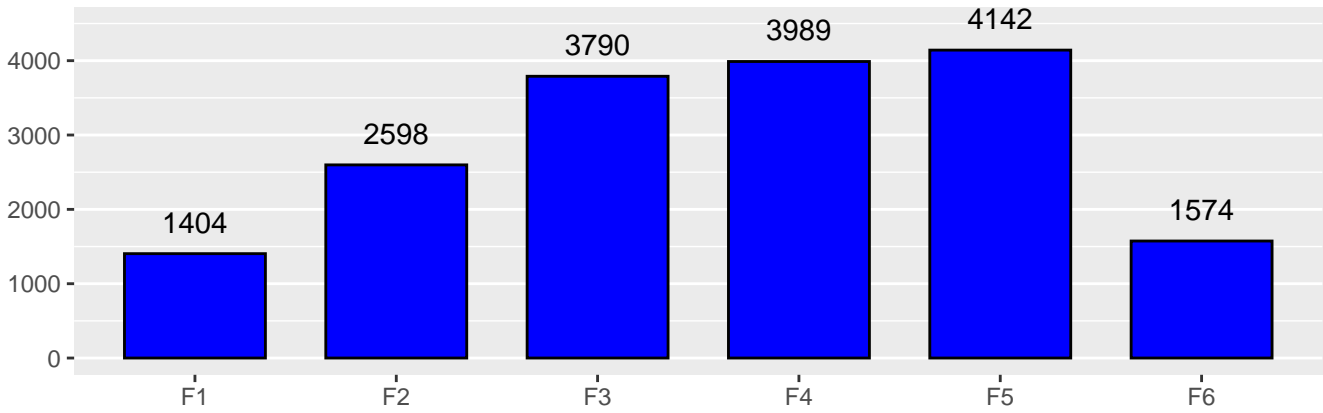


Table 6: Facility Population: New Felony Levels

Date	Old	New	Murder	Total	Old Felony %	New Felony %
June 2024	4098	17310	2703	24111	19.1%	80.9%
July 2024	4043	17497	2699	24239	18.8%	81.2%

### Distribution of New Felony Levels by Most Serious Offense



### Admission and Release Totals

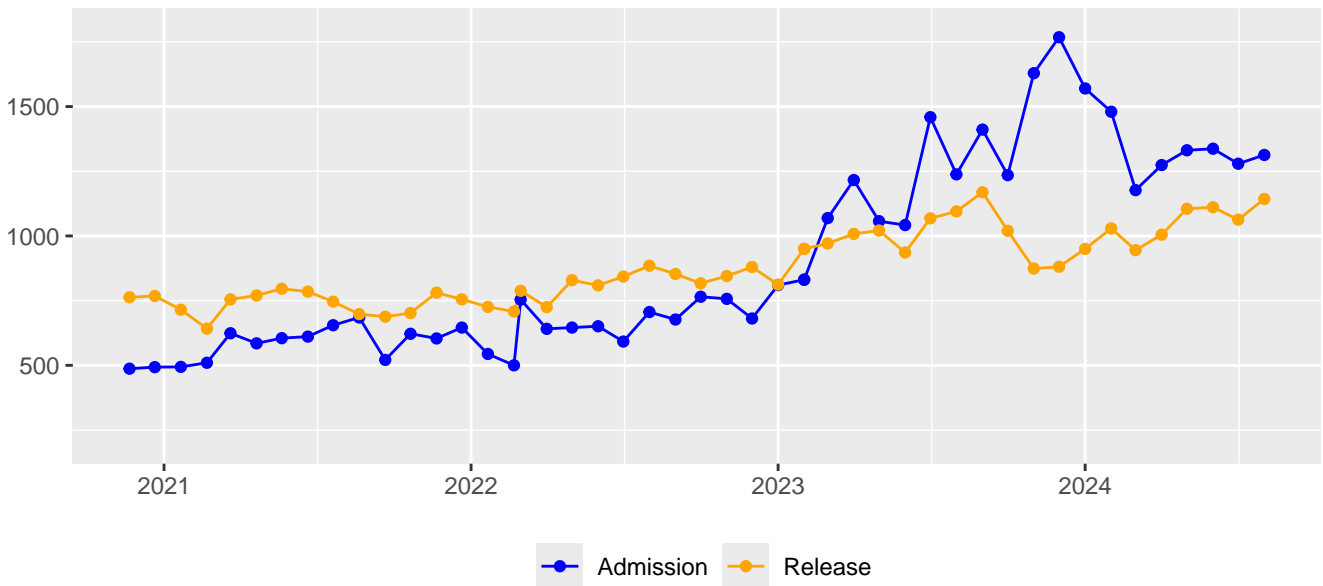


Table 7: Admission Totals

Date	New Commit	Technical	Other	Total Admissions
June 2024	926	272	81	1279
July 2024	909	316	88	1313

Table 8: Release Totals

Date	Parole	Probation	Discharge	CTP	Community Corrections	Other	Total Releases
June 2024	471	306	170	110		6	1063
July 2024	526	294	232	86	37	5	1143

*Note:*

Community Corrections column is new this month. Monthly values will be available moving forward.



### Facility Capacity by Security Level

