

Indiana Department of Correction
December 2024

Offender Population Report

Prepared for the Justice Reinvestment Advisory Council
and State Budget Committee

Christina Reagle, Commissioner



Contents

Admissions	2
County of Commit	7
Population Trend	9
DOC Facility Population & Capacity	12
Notes Page	13

Admissions

November 2024 Admissions by Most Serious Offense

Table 1: Monthly Admissions by Most Serious Offense

Most Serious Offense	F1	F2	F3	F4	F5	F6	FA	FB	FC	FD	M	Total
Aggravated Battery	1	0	12	0	0	0	0	0	0	0	0	13
Aiding Carjacking	0	0	0	0	0	0	0	1	0	0	0	1
Arson	0	0	0	5	0	0	0	1	0	0	0	6
Assisting A Criminal	0	0	0	0	0	0	0	0	1	0	0	1
Attempted Aggravated Battery	0	0	1	0	0	0	0	0	0	0	0	1
Attempted Arson	0	0	0	1	0	0	0	0	0	0	0	1
Attempted Burglary	0	0	0	0	0	0	0	1	0	0	0	1
Attempted Child Molesting	0	0	0	1	0	0	0	0	0	0	0	1
Attempted Murder	3	0	0	0	0	0	0	0	0	0	0	3
Attempted Pharmacy Robbery	0	0	0	1	0	0	0	0	0	0	0	1
Attempted Sexual Misconduct With A Minor	0	0	0	1	0	0	0	0	0	0	0	1
Auto Theft-Same 7054, But Defendant Has A Prior For Either Theft Of An Auto	0	0	0	0	2	0	0	0	0	0	0	2
Auto Theft-Theft Of An Entire Motor Vehicle	0	0	0	0	0	13	0	0	0	0	0	13
Auto Theft-Theft Of Entire Motor Vehicle	0	0	0	0	2	0	0	0	0	0	0	2
Auto Theft, Same 8265, Prior Conviction For Either Theft Of An Auto Or Auto Parts	0	0	0	0	2	0	0	0	0	0	0	2
Battery	0	0	0	0	20	9	0	0	0	0	0	29
Battery By Means Of A Deadly Weapon	0	0	0	0	1	0	0	0	0	0	0	1
Battery On A Person Less Than 14yo	0	0	0	0	1	0	0	0	0	0	0	1
Battery On A Public Safety Official	0	0	0	0	0	4	0	0	0	0	0	4
Battery Resulting In Moderate Bodily Injury	0	0	0	0	0	1	0	0	0	0	0	1
Battery Resulting In Serious Bodily Injury	0	0	0	0	2	0	0	0	0	0	0	2
Battery Sbi Victim Under 14	0	0	1	0	0	0	0	0	0	0	0	1
Battery W/Bodily Injury To A Public Safety Officer	0	0	0	0	2	0	0	0	0	0	0	2
Burglary	0	3	1	25	24	0	1	8	1	0	0	63
Carjacking	0	0	0	0	0	0	0	1	0	0	0	1
Carrying A Handgun W/O License, Def Has A Prior Conviction For Carrying C/O License.	0	0	0	0	5	0	0	0	0	0	0	5
Child Exploitation	0	0	0	0	1	0	0	0	0	0	0	1
Child Molesting	6	0	2	8	0	0	2	6	1	0	0	25
Child Seduction	0	0	0	0	2	0	0	0	0	0	0	2
Child Solicitation	0	0	0	5	3	0	0	0	0	0	0	8
Conspiracy Conspiracy To Commit Murder	1	0	0	0	0	0	0	0	0	0	0	1
Conspiracy Dealing A Sched I, Ii, Iii Control Subst	0	0	1	0	0	0	0	0	0	0	0	1
Conspiracy Dealing In Cocaine Or Narcotic Drug	0	1	0	0	0	0	0	0	0	0	0	1
Conspiracy To Commit Murder	1	0	0	0	0	0	0	0	0	0	0	1
Conspiracy Trafficking With An Inmate	0	0	0	0	1	0	0	0	0	0	0	1
Criminal Confinement	0	0	5	1	4	1	0	0	0	0	0	11
Criminal Confinement Resulting In Bodily Injury	0	0	0	0	4	0	0	0	0	0	0	4
Criminal Deviate Conduct	0	0	0	0	0	0	0	2	0	0	0	2
Criminal Recklessness	0	0	0	0	2	1	0	0	1	0	0	4
Criminal Recklessness Committed With A Deadly Weapon	0	0	0	0	0	2	0	0	0	0	0	2
Criminal Recklessness, Def. Shoots Firearm Into A Building.	0	0	0	0	2	0	0	0	0	0	0	2
Deal Controlled Substance Result Death	1	0	0	0	0	0	0	0	0	0	0	1
Deal Sub Represented To Be Controlled Sub	0	0	0	0	0	1	0	0	0	0	0	1

Dealing A Sched I, Ii, Iii Control Subst	0	2	2	4	1	0	0	0	0	0	0	9
Dealing In A Sched I,Ii Or Iii Cont Sub	0	0	0	0	0	0	2	0	0	0	0	2
Dealing In A Sched I,Ii Or Iii Contr Sub	0	0	0	0	0	0	0	2	0	0	0	2
Dealing In Cocaine Or Narcotic Drug	0	6	6	6	2	0	3	0	0	0	0	23
Dealing In Marijuana, Hash Oil, Hashish	0	0	0	0	2	1	0	0	0	0	0	3
Dealing In Methamphetamine	0	25	25	17	7	0	1	5	0	0	0	80
Dealing In Sched Iv Controlled Substance	0	0	1	0	0	0	0	0	0	0	0	1
Dealing Look-Alike Or Synthetic Substanc	0	0	0	0	0	1	0	0	0	0	0	1
Disarming A Law Enforcement Officer	0	0	0	0	1	0	0	0	0	0	0	1
Dissemination Of Matter Harmful To Minor	0	0	0	0	0	1	0	0	0	0	0	1
Domestic Battery	0	0	0	0	0	5	0	0	0	0	0	5
Domestic Battery-Def Has Been Previously Convicted Of Battery Or Strangulation	0	0	0	0	10	0	0	0	0	0	0	10
Domestic Battery-Def. Has A Prior Conviction For Any Sort Of Battery Or Strangulation	0	0	0	0	0	1	0	0	0	0	0	1
Domestic Battery By Means Of A Deadly Weapon	0	0	0	0	3	0	0	0	0	0	0	3
Domestic Battery Committed In The Presence Of A Child Less Than 16	0	0	0	0	0	5	0	0	0	0	0	5
Domestic Battery Resulting In Moderate Bodily Injury	0	0	0	0	0	1	0	0	0	0	0	1
Domestic Battery Resulting In Sbi	0	0	0	0	1	0	0	0	0	0	0	1
Domestic Battery W/Bodily Injury Person Under 14	0	0	0	0	2	0	0	0	0	0	0	2
Domestic Battery W/Sbi To A Person Less Than 14 Years Old	0	0	1	0	0	0	0	0	0	0	0	1
Domestic Battery With Injury To A Pregnant Woman.	0	0	0	0	6	0	0	0	0	0	0	6
Domestic Battery With Prev Battery Conv	0	0	0	0	4	0	0	0	0	0	0	4
Escape	0	0	0	1	2	3	0	0	0	0	0	6
Escape-Def Violates Home Detention Or Removes An Electronic Device	0	0	0	0	0	6	0	0	0	0	0	6
Fail To Stop After Acc - Result In Death	0	0	0	0	1	0	0	0	0	0	0	1
Failure Of Sex Offender To Possess Id	0	0	0	0	0	1	0	0	0	0	0	1
Failure To Appear	0	0	0	0	0	2	0	0	0	0	0	2
Failure To Register As A Sex Offender	0	0	0	0	10	4	0	0	0	0	0	14
Failure To Remain At The Scene Of An Accident Resulting In Death	0	0	0	1	0	0	0	0	0	0	0	1
Failure To Return To Lawful Detention	0	0	0	0	0	10	0	0	0	0	0	10
Forgery,Counterfeiting,Application Fraud	0	0	0	0	0	4	0	0	0	0	0	4
Fraud	0	0	0	0	4	1	0	0	0	0	0	5
Habitual Substance Offender	0	0	0	0	0	0	0	1	0	0	0	1
Handgun Violation (Felony Within 15 Yrs)	0	0	0	0	10	0	0	0	0	0	0	10
Home Improvement Fraud Offenses	0	0	0	0	0	1	0	0	0	0	0	1
Intimidation	0	0	0	0	19	10	0	0	0	0	0	29
Invasion Of Privacy	0	0	0	0	0	3	0	0	0	0	0	3
Kidnapping	0	0	1	2	2	0	0	0	0	0	0	5
Leaving Scene Of An Acc - Moderate Or Ser Bodily Inj	0	0	0	0	0	1	0	0	0	0	0	1
Maintaining Common Nuisance - Cntrl Subs	0	0	0	0	0	4	0	0	0	0	0	4
Murder	4	0	0	0	0	0	0	0	0	0	6	10
Neglect Of A Dependent	0	0	0	0	1	2	0	0	0	0	0	3
Neglect Of A Dependent Resulting In Bodily Injury	0	0	0	0	2	0	0	0	0	0	0	2
Neglect Of A Dependent W/ Serious Injury	0	0	3	0	0	0	0	0	0	0	0	3
Neglect Of Dependent Resulting In Death	1	0	0	0	0	0	0	0	0	0	0	1
Non-Support Of Child	0	0	0	0	0	0	0	0	0	1	0	1
Non-Support Of Dependent Child	0	0	0	0	0	4	0	0	0	0	0	4

Non Support Dep Child - Prev Conviction	0	0	0	0	1	0	0	0	0	0	0	1
Non Support Of Dependent Child	0	0	0	0	0	0	0	0	1	0	0	1
Obstruction Of Justice	0	0	0	0	3	2	0	0	0	0	0	5
Oper Veh - Intox - Prior Conviction	0	0	0	0	1	16	0	0	0	0	0	17
Oper Veh - Intox - Result - Death	0	0	0	3	0	0	0	0	0	0	0	3
Oper Veh - Intox - Result - Ser Body Inj	0	0	0	1	4	0	0	0	0	0	0	5
Oper Veh - Sch 1 Or 2 Control Substance	0	0	0	0	0	2	0	0	0	0	0	2
Oper Veh - Ser Bodily Injury W/Schd I,II	0	0	0	0	1	0	0	0	0	0	0	1
Oper Veh .08 Or More - Prior Conviction	0	0	0	0	0	2	0	0	0	0	0	2
Oper Vehicle - Intox - Prev Conviction	0	0	0	0	0	1	0	0	0	0	0	1
Operate Vehicle After Suspended For Life	0	0	0	0	15	0	0	0	0	0	0	15
Operating A Vehicle Intoxicated: Endangering A Person	0	0	0	0	0	5	0	0	0	0	0	5
Operating A Vehicle While Intoxicated: Endangering A Person Less Than 18yrs	0	0	0	0	0	3	0	0	0	0	0	3
Operating Veh W/Ace Of .15 Or More W/Pass Under 18/At Least 21	0	0	0	0	0	3	0	0	0	0	0	3
Operating Vehicle-Habit Traffic Violator	0	0	0	0	0	2	0	0	0	0	0	2
Organized Theft	0	0	0	0	0	1	0	0	0	0	0	1
Possess Child Porn W/ Aggravating Factor Found In 35-42-4-4(E)(1)	0	0	0	0	1	0	0	0	0	0	0	1
Possession Dangerous Device	0	0	0	0	2	0	0	0	0	0	0	2
Possession Of A Destructive Device	0	0	0	0	1	0	0	0	0	0	0	1
Possession Of A Machine Gun Or Bomb	0	0	0	0	1	0	0	0	0	0	0	1
Possession Of A Syringe	0	0	0	0	0	1	0	0	0	0	0	1
Possession Of Altered Firearm	0	0	0	0	1	0	0	0	0	0	0	1
Possession Of Child Pornography	0	0	0	0	6	0	0	0	0	0	0	6
Possession Of Cocaine Or Narcotic Drug	0	0	3	7	14	27	0	0	0	0	0	51
Possession Of Marijuana, Hash, Hash Oil	0	0	0	0	0	1	0	0	0	0	0	1
Possession Of Methamphetamine	0	0	12	21	34	80	0	0	0	0	0	147
Possession Of Syringes Or Needles	0	0	0	0	0	15	0	0	0	0	0	15
Possession Or Use Of Legend Drug	0	0	0	0	0	1	0	0	0	0	0	1
Promote Child Sex Trafficking	0	0	1	0	0	0	0	0	0	0	0	1
Public Indecency With Prior Conviction	0	0	0	0	0	1	0	0	0	0	0	1
Rape	0	0	8	0	0	0	2	0	0	0	0	10
Reckless Homicide	0	0	0	0	3	0	0	0	0	0	0	3
Residential Entry	0	0	0	0	0	8	0	0	0	0	0	8
Resisting Law Enforcement	0	0	0	0	0	16	0	0	0	0	0	16
Robbery	0	0	0	0	5	0	0	0	0	0	0	5
Robbery (Armed Or Bodily Injury)	0	0	20	0	0	0	0	6	0	0	0	26
Robbery (Serious Bodily Injury)	0	1	0	0	0	0	0	0	0	0	0	1
Robbery Taking Prop By Force	0	0	2	0	0	0	0	0	0	0	0	2
Sex Batt By Threat Or Using Deadly Force	0	0	0	1	0	0	0	0	0	0	0	1
Sexual Battery	0	0	0	0	0	4	0	0	0	0	0	4
Sexual Misconduct With A Minor	0	0	0	4	7	1	0	3	0	0	0	15
Stalking	0	0	0	0	1	1	0	0	0	0	0	2
Strangulation	0	0	0	0	0	3	0	0	0	0	0	3
Synthetic Identity Deception	0	0	0	0	0	1	0	0	0	0	0	1
Theft-Use When Property Stolen Is A Firearm	0	0	0	0	3	0	0	0	0	0	0	3
Theft Receiving Stolen Property	0	0	0	0	2	0	0	0	0	0	0	2

Theft Where Value Of Property Is Between \$750-\$50k	0	0	0	0	0	4	0	0	0	0	0	4
Theft,Receiving Stolen Property	0	0	0	0	4	30	0	0	0	0	0	34
Theft; Prior Conviction For Robbery Or Burglary	0	0	0	0	0	4	0	0	0	0	0	4
Trafficking With An Inmate	0	0	0	0	2	0	0	0	0	0	0	2
Unlawful Carrying Of A Handgun-Prior Conviction Under This Section	0	0	0	0	15	0	0	0	0	0	0	15
Unlawful Firearm Poss By Serious Felon	0	0	0	30	0	0	0	1	0	0	0	31
Voluntary Manslaughter	0	1	0	0	0	0	1	2	0	0	0	4
Totals	18	39	108	146	297	338	12	40	5	1	6	1010

County of Commit

November 2024 County of Commit

Table 2: County of Commitment

County	DOC	Community Corrections	Jail DOC Contract	Jail Felony F6 Diversions	County Totals
Adams	117	48	0	25	190
Allen	1824	495	0	13	2332
Bartholomew	214	135	5	27	381
Benton	30	6	0	3	39
Blackford	66	45	1	7	119
Boone	165	101	0	15	281
Brown	45	12	0	5	62
Carroll	70	51	11	4	136
Cass	206	113	4	17	340
Clark	172	117	10	33	332
Clay	88	138	10	6	242
Clinton	152	76	8	21	257
Crawford	28	9	2	3	42
Daviess	74	134	2	4	214
Dearborn	268	46	2	11	327
Decatur	187	20	15	19	241
Dekalb	178	52	16	5	251
Delaware	377	182	24	2	585
Dubois	103	106	0	0	209
Elkhart	1179	372	10	11	1572
Fayette	138	99	0	3	240
Floyd	158	76	0	0	234
Fountain	39	36	3	0	78
Franklin	43	1	9	3	56
Fulton	70	29	3	14	116
Gibson	111	38	5	13	167
Grant	270	85	12	14	381
Greene	130	31	3	31	195
Hamilton	298	409	2	29	738
Hancock	105	110	4	23	242
Harrison	103	49	6	8	166
Hendricks	280	153	9	40	482
Henry	199	35	18	12	264
Howard	291	290	15	46	642
Huntington	302	54	0	14	370
Jackson	163	105	2	14	284
Jasper	84	45	5	3	137
Jay	191	8	3	15	217
Jefferson	267	306	13	18	604
Jennings	98	115	20	26	259
Johnson	373	235	14	12	634
Knox	155	105	12	4	276
Kosciusko	234	81	0	30	345
LaGrange	81	43	0	40	164
LaPorte	364	243	0	0	607
Lake	879	304	8	36	1227
Lawrence	212	60	4	4	280

Madison	1146	534	3	9	1692
Marion	4604	2935	32	16	7587
Marshall	254	79	2	12	347
Martin	28	37	1	1	67
Miami	70	29	2	0	101
Monroe	212	260	5	10	487
Montgomery	148	46	6	14	214
Morgan	186	29	3	55	273
Newton	46	7	1	6	60
Noble	199	62	7	14	282
Ohio	35	11	0	0	46
Orange	99	2	0	5	106
Owen	43	85	3	0	131
Parke	40	12	4	0	56
Perry	87	87	5	6	185
Pike	65	51	6	0	122
Porter	217	44	1	8	270
Posey	149	67	1	0	217
Pulaski	42	35	4	14	95
Putnam	73	35	1	4	113
Randolph	43	9	0	3	55
Ripley	124	22	0	11	157
Rush	52	30	1	5	88
Saint Joseph	933	192	25	70	1220
Scott	126	146	5	6	283
Shelby	224	95	3	3	325
Spencer	47	63	0	0	110
Starke	54	33	0	1	88
Steuben	128	68	1	8	205
Sullivan	79	30	1	6	116
Switzerland	59	16	0	3	78
Tippecanoe	821	372	4	5	1202
Tipton	10	83	0	0	93
Union	12	7	2	0	21
Vanderburgh	988	268	21	11	1288
Vermillion	63	27	0	6	96
Vigo	381	326	0	10	717
Wabash	225	71	1	11	308
Warren	34	8	1	4	47
Warrick	68	14	0	5	87
Washington	113	8	1	32	154
Wayne	388	22	6	10	426
Wells	144	14	21	2	181
White	65	43	12	0	120
Whitley	134	57	10	22	223
Unknown	32	0	0	0	32
Totals	24271	11874	492	1091	37728

Note:

Jail counts are from December 02, 2024

Population Trend

November 2024 Population Trend Summary

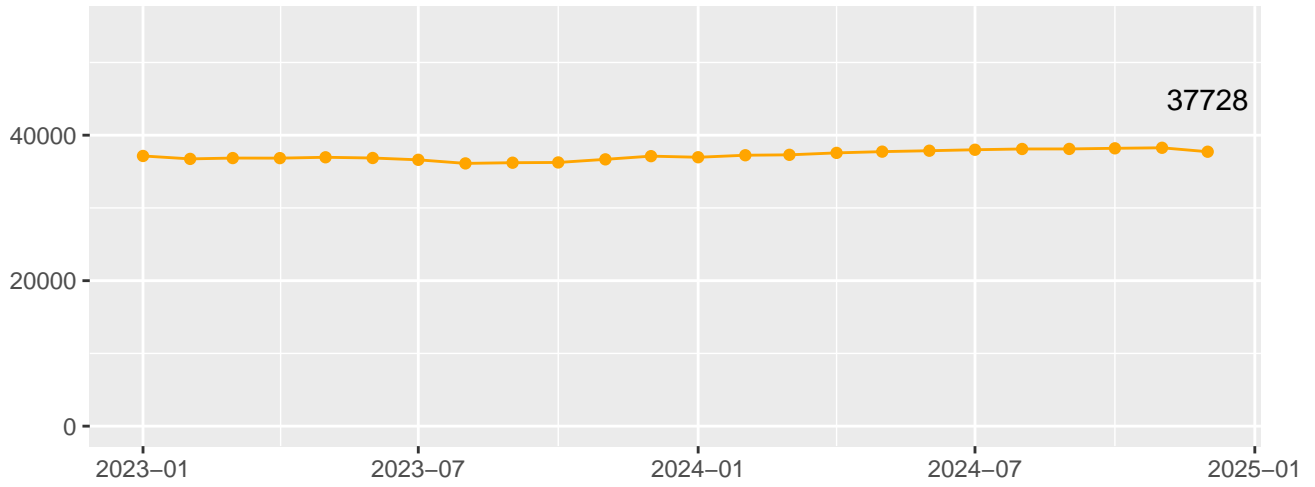
Table 3: Population Trend

Date	DOC Adult	Community Corrections	Jail DOC Contract	Jail Felony F6 Diversions	Total	IDOC Felony F6
01/01/2023	22918	11785	432	2010	37145	
02/01/2023	22978	11578	327	1859	36742	
03/01/2023	23052	11647	365	1791	36855	
04/01/2023	23034	11631	423	1757	36845	
05/01/2023	23151	11631	423	1757	36962	
06/01/2023	22830	11627	618	1789	36864	
07/01/2023	22503	11542	850	1719	36614	
08/01/2023	22401	11438	710	1573	36122	
09/01/2023	22381	11472	696	1668	36217	
10/01/2023	22454	11520	598	1679	36251	
11/01/2023	22768	11606	702	1602	36678	
12/01/2023	22936	11775	871	1536	37118	
01/01/2024	23136	11608	944	1278	36966	
02/01/2024	23374	11633	863	1374	37244	
03/01/2024	23620	11633	771	1276	37300	
04/01/2024	23787	11775	741	1264	37567	
05/01/2024	23854	11800	793	1292	37739	
06/01/2024	24026	11772	810	1257	37865	1507
07/01/2024	24147	11750	818	1284	37999	1527
08/01/2024	24276	11877	766	1186	38105	1574
09/01/2024	24178	11980	766	1186	38110	1546
10/01/2024	24179	12042	833	1142	38196	1533
11/01/2024	24373	11921	833	1142	38269	1603
12/01/2024	24271	11874	492	1091	37728	1576

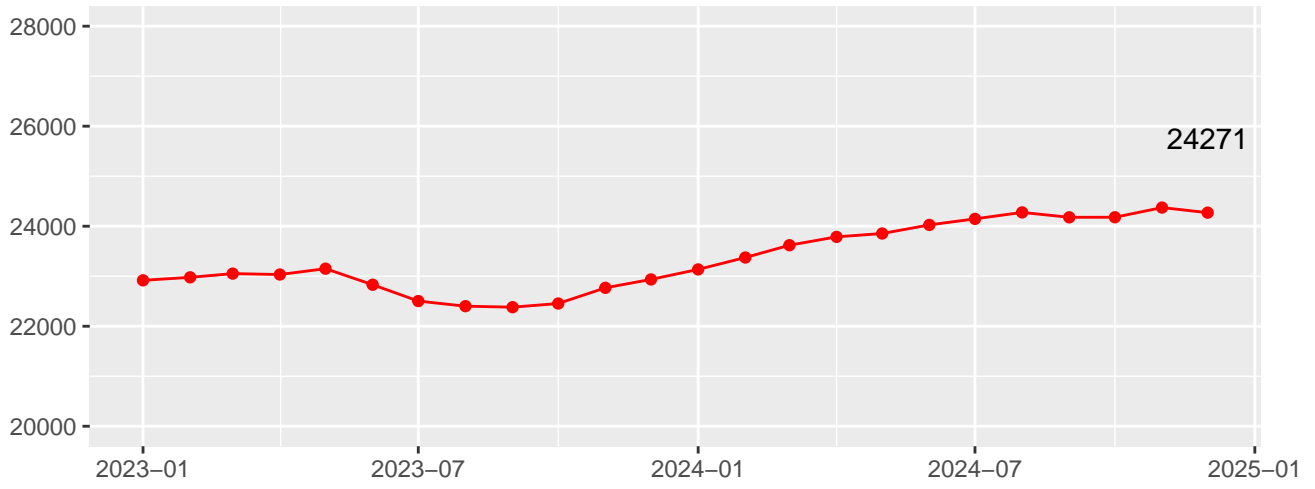
Note:

Jail counts are from December 02, 2024

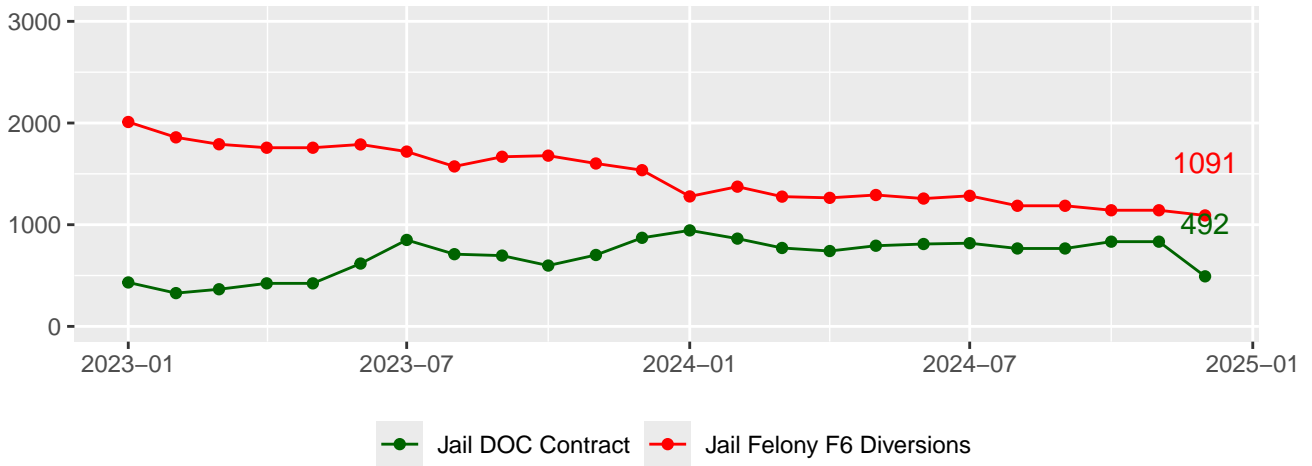
Total Population Trend



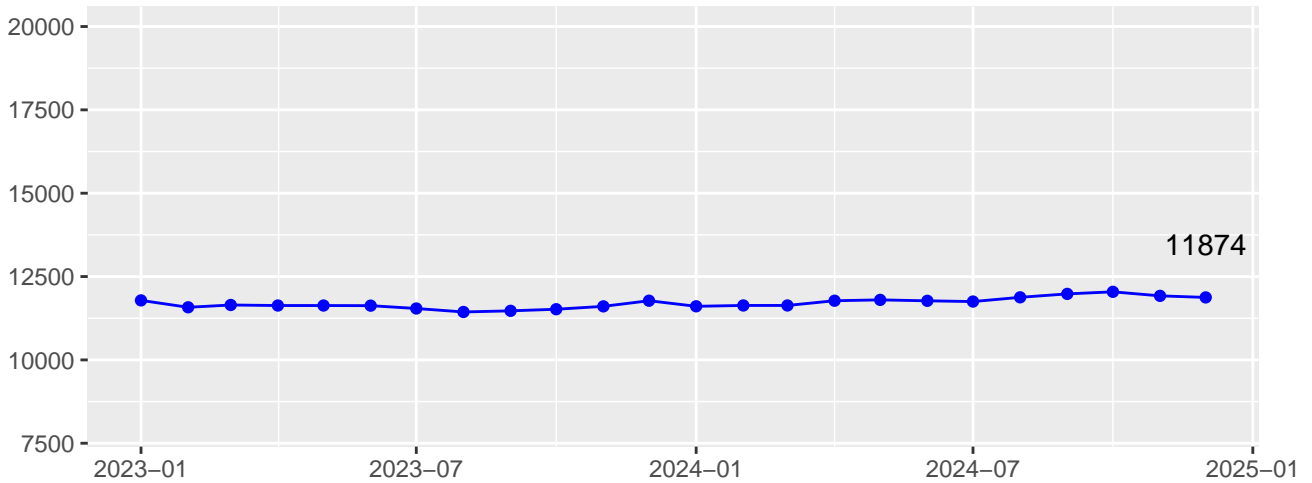
DOC Population Trend



Jail Population Trend



Community Corrections Population Trend



DOC Facility Population & Capacity

November 2024 Population & Capacity By Facility

Table 4: Inmates Housed and Bed Capacity by Facility

UNIT	ASSIGNED	BEDS	CAPACITY
Branchville Correctional Facility	1463	1531	95.56
Chain Olakes Correctional Facility	85	101	84.16
Correctional Industrial Facility	1201	1257	95.54
Edinburgh Correctional Facility	276	308	89.61
Heritage Trail Correctional Facility	843	927	90.94
Indiana State Prison	2407	2463	97.73
Indiana Womens Prison	672	710	94.65
Lake County Re-Entry Center	1	1	100.00
Madison Correctional Facility	800	907	88.20
Miami Correctional Facility	1826	1862	98.07
New Castle Correctional Facility	2981	3091	96.44
Pendleton Correctional Facility	1501	1582	94.88
Plainfield Correctional Facility	1587	1625	97.66
Putnamville Correctional Facility	2002	2120	94.43
Reception Diagnostic Center	619	694	89.19
Rockville Correctional Facility	930	1081	86.03
South Bend Community Re-Entry Center	117	185	63.24
Wabash Valley Correctional Facility	2045	2112	96.83
Wcc - Community Pi/Tc Starke Co Jail	14	14	100.00
Westville Correctional Facility	2685	2775	96.76
Total	24055	25346	94.91

Note:

Operational Bed Capacity includes beds that are occupied, available, held, and down

Notes Page

- (1) Benton, Franklin, & Newton are not state established Community Corrections programs under IC 11-12. As of February 2022, the Community Corrections population reflects the number of active individuals by their county of commitment on the last Tuesday of the month. This population includes all pre & post convictions and excludes Community Transition Program (CTP) and Juveniles.
- (2) Community Corrections data for county of commitment as of 11/01/2024.
- (3) As of January 1, 2021, all Marion County Community Corrections Pretrial participants were transferred to Marion County Probation for supervision, resulting in a significant decrease in the total population. As of January 1, 2023 Pretrial participants were transferred back to Marion County Community Corrections for supervision, resulting in a significant increase in the total population.
- (4) As of January 2022, all Community Corrections data is self-reported and uniformly collected under the Supervised Release System (SRS). Community Corrections population may be supervised by other county agencies than their county of commitment. Community Corrections agencies may also administer or oversee additional types of services, treatments, or grant programs as part of the Community Corrections & Justice Reinvestment Grants (i.e., Probation, Pretrial Services, Court Recidivism Reduction Programs, Prosecutor's Diversion, and Jail Treatment programs) that are not reflected in this data as of 1/1/2020.
- (5) IDOC Felony F6 is the count of offenders whose most serious offense is a felony level F6 currently housed in an IDOC facility.

Adult Admission Trend: Old vs New Felony Levels

(Chart does not include Murder)

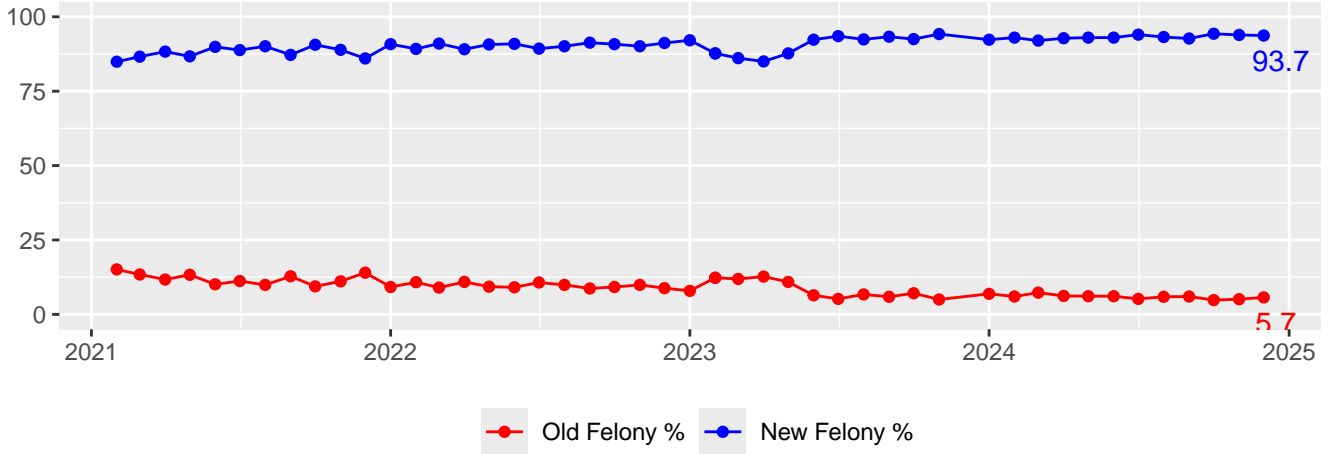


Table 5: Adult Admission Trend: Old vs New Felony Levels

Date	Old	New	Murder	Total	Old Felony %	New Felony %
October 2024	49	908	10	967	5.1%	93.9%
November 2024	58	946	6	1010	5.7%	93.7%

Facility Population: New Felony Levels

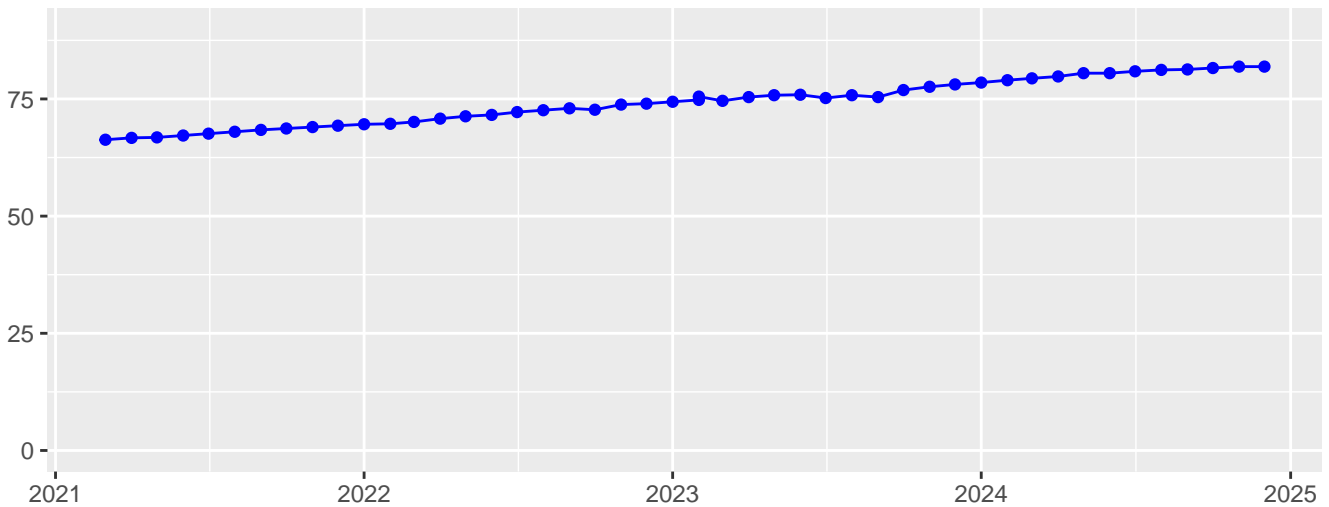
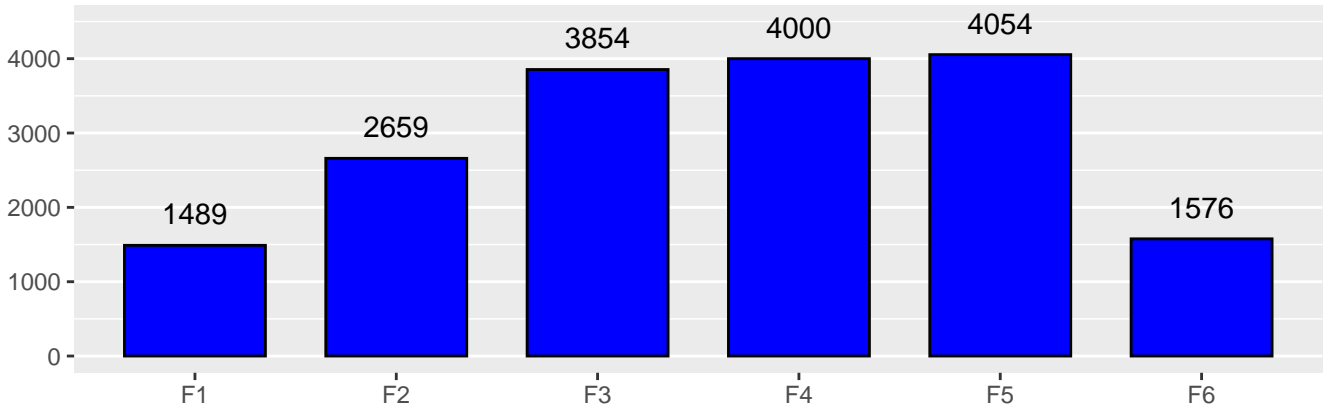


Table 6: Facility Population: New Felony Levels

Date	Old	New	Murder	Total	Old Felony %	New Felony %
October 2024	3917	17699	2722	24338	18.1%	81.9%
November 2024	3889	17632	2718	24239	18.1%	81.9%

Distribution of New Felony Levels by Most Serious Offense



Admission and Release Totals

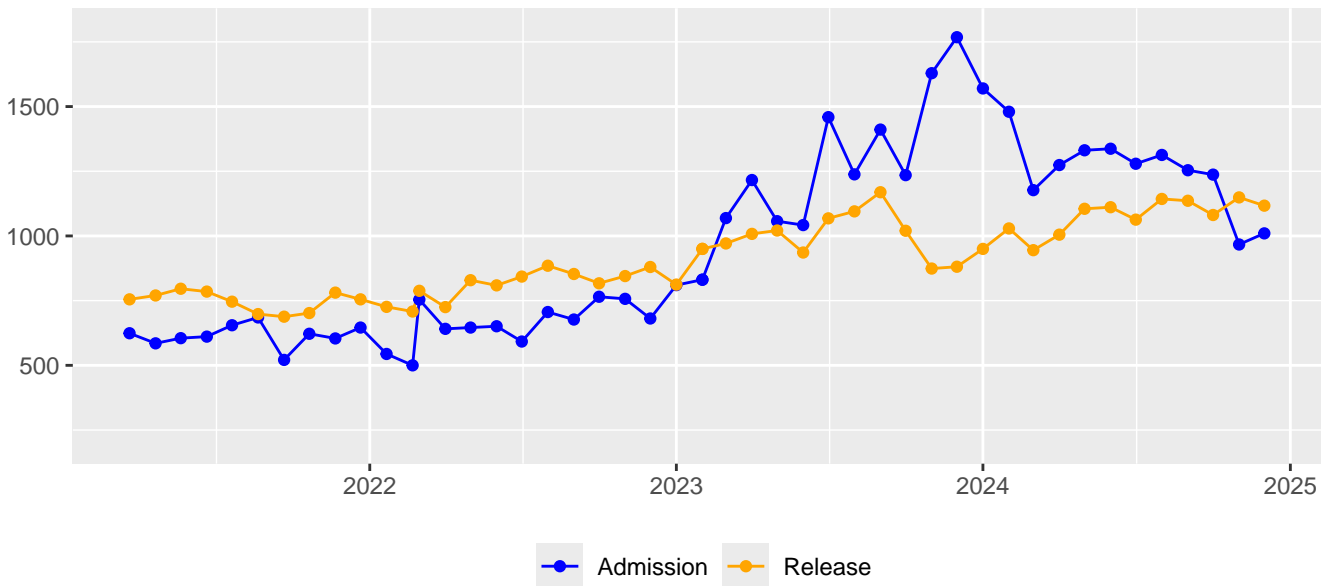


Table 7: Admission Totals

Date	New Commit	Technical	Other	Total Admissions
October 2024	622	278	67	967
November 2024	680	237	93	1010

Table 8: Release Totals

Date	Parole	Probation	Discharge	CTP	Community Corrections	Other	Total Releases
October 2024	516	305	234	90	38	4	1149
November 2024	566	291	182	66	49	12	1117

Facility Capacity by Security Level

