

Indiana Department of Correction
July 2024

Offender Population Report

Prepared for the Justice Reinvestment Advisory Council
and State Budget Committee

Christina Reagle, Commissioner



Contents

Admissions	2
County of Commit	7
Population Trend	9
DOC Facility Population & Capacity	12
Notes Page	13

Admissions

June 2024 Admissions by Most Serious Offense

Table 1: Monthly Admissions by Most Serious Offense

Most Serious Offense	F1	F2	F3	F4	F5	F6	FA	FB	FC	FD	M	Total
Aggravated Battery	0	0	13	0	0	0	0	1	0	0	0	14
Aiding Aggravated Battery	0	0	1	0	0	0	0	0	0	0	0	1
Aiding Burglary	0	0	0	1	0	0	0	0	0	0	0	1
Aiding Criminal Confinement	0	0	0	2	0	0	0	0	0	0	0	2
Aiding Robbery (Serious Bodily Injury)	0	1	0	0	0	0	0	0	0	0	0	1
Alteration Of Firearm'S Identifying Marks	0	0	0	0	1	0	0	0	0	0	0	1
Arson	0	0	2	2	0	0	0	1	0	0	0	5
Arson - Pecuniary Loss Gt \$250 Lt \$5,000	0	0	0	0	0	1	0	0	0	0	0	1
Assisting A Criminal	0	0	0	0	1	0	0	0	0	0	0	1
Attempted Attempted Murder	0	0	0	0	0	0	1	0	0	0	0	1
Attempted Auto Theft, Receiving Stolen Auto Parts	0	0	0	0	1	0	0	0	0	0	0	1
Attempted Burglary	0	0	0	1	1	0	0	0	0	0	0	2
Attempted Dealing In Methamphetamine	0	0	0	0	0	0	0	1	0	0	0	1
Attempted Murder	4	0	0	0	0	0	0	0	0	0	0	4
Attempted Rape	0	0	0	0	0	0	0	1	0	0	0	1
Attempted Robbery (Armed Or Bodily Injury)	0	0	3	0	0	0	0	0	0	0	0	3
Attempted Robbery (Serious Bodily Injury)	0	1	0	0	0	0	0	0	0	0	0	1
Auto Theft-Theft Of An Entire Motor Vehicle	0	0	0	0	0	14	0	0	0	0	0	14
Auto Theft-Theft Of Entire Motor Vehicle	0	0	0	0	1	0	0	0	0	0	0	1
Auto Theft, Receiving Stolen Auto Parts	0	0	0	0	0	1	0	0	0	0	0	1
Auto Theft, Same 8265, Prior Conviction For Either Theft Of An Auto Or Auto Parts	0	0	0	0	3	0	0	0	0	0	0	3
Battery	0	0	0	0	38	14	0	0	0	0	0	52
Battery By Bodily Waste Against A Public Safety Officer	0	0	0	0	0	1	0	0	0	0	0	1
Battery By Means Of A Deadly Weapon	0	0	0	0	3	0	0	0	0	0	0	3
Battery On A Person Less Than 14yo	0	0	0	0	2	0	0	0	0	0	0	2
Battery Resulting In Moderate Bodily Injury	0	0	0	0	0	2	0	0	0	0	0	2
Battery Resulting In Serious Bodily Injury	0	0	0	0	1	0	0	0	0	0	0	1
Battery Sbi Victim Under 14	0	0	1	0	0	0	0	0	0	0	0	1
Battery W/Bodily Injury To A Public Safety Officer	0	0	0	0	3	0	0	0	0	0	0	3
Burglary	1	3	2	35	23	0	0	9	1	0	0	74
Carrying A Handgun W/O License, Def Has A Prior Conviction For Carrying C/O License.	0	0	0	0	3	0	0	0	0	0	0	3
Child Exploitation	0	0	0	1	2	0	0	0	0	0	0	3
Child Molesting	14	0	4	12	0	0	4	2	4	0	0	40
Child Seduction	0	0	0	0	1	0	0	0	0	0	0	1
Child Solicitation	0	0	0	2	3	0	0	0	0	0	0	5
Conspiracy Dealing In Cocaine Or Narcotic Drug	0	0	1	0	0	0	1	1	0	0	0	3
Conspiracy Dealing In Methamphetamine	0	1	0	0	0	0	0	0	0	0	0	1
Conspiracy Robbery (Armed Or Bodily Injury)	0	0	0	0	0	0	0	1	0	0	0	1
Conspiracy Trafficking With An Inmate	0	0	0	0	1	0	0	0	0	0	0	1
Corrupt Business Influence	0	0	0	0	6	0	0	0	0	0	0	6
Criminal Confinement	0	0	6	2	5	4	0	0	0	0	0	17
Criminal Deviate Conduct	0	0	0	0	0	0	0	1	0	0	0	1
Criminal Recklessness	0	0	0	0	1	2	0	0	0	0	0	3

Criminal Recklessness Committed With A Deadly Weapon	0	0	0	0	0	1	0	0	0	0	0	1
Criminal Recklessness, Def. Shoots Firearm Into A Building.	0	0	0	0	3	0	0	0	0	0	0	3
Criminal Trespass	0	0	0	0	0	1	0	0	0	0	0	1
Danger Poss Firearm Child Prev Conv/Adj	0	0	0	0	2	0	0	0	0	0	0	2
Deal Controlled Substance Result Death	1	0	0	0	0	0	0	0	0	0	0	1
Dealing A Sched I, Ii, Iii Control Subst	0	2	2	2	2	0	0	0	0	0	0	8
Dealing In A Sched I,Ii Or Iii Cont Sub	0	0	0	0	0	0	1	0	0	0	0	1
Dealing In Cocaine Or Narcotic Drug	0	13	12	7	7	0	2	6	0	0	0	47
Dealing In Marijuana, Hash Oil, Hashish	0	0	0	0	1	0	0	0	0	0	0	1
Dealing In Methamphetamine	0	17	20	16	7	0	1	6	0	0	0	67
Dealing In Sched Iv Controlled Substance	0	0	1	0	0	0	0	0	0	0	0	1
Dealing In Sched V Controlled Substance	0	0	0	0	1	0	0	0	0	0	0	1
Dealing Possessing Look-Alike Substance	0	0	0	0	1	0	0	0	0	0	0	1
Disarming A Law Enforcement Officer	0	0	0	0	2	0	0	0	0	0	0	2
Dissemination Of Matter Harmful To Minor	0	0	0	0	0	2	0	0	0	0	0	2
Domestic Battery	0	0	0	0	0	14	0	0	0	0	0	14
Domestic Battery-Def Has Been Previously Convicted Of Battery Or Strangulation	0	0	0	0	2	0	0	0	0	0	0	2
Domestic Battery By Means Of A Deadly Weapon	0	0	0	0	11	0	0	0	0	0	0	11
Domestic Battery Committed In The Presence Of A Child Less Than 16	0	0	0	0	0	6	0	0	0	0	0	6
Domestic Battery On A Person Less Than 14 Years Old	0	0	0	0	0	1	0	0	0	0	0	1
Domestic Battery Resulting In Sbi	0	0	0	0	4	0	0	0	0	0	0	4
Domestic Battery W/Bodily Injury Person Under 14	0	0	0	0	2	0	0	0	0	0	0	2
Domestic Battery With Injury To A Pregnant Woman.	0	0	0	0	5	0	0	0	0	0	0	5
Domestic Battery With Prev Battery Conv	0	0	0	0	8	0	0	0	0	0	0	8
Escape	0	0	0	0	2	7	0	0	1	0	0	10
Escape-Def Violates Home Detention Or Removes An Electronic Device	0	0	0	0	0	3	0	0	0	0	0	3
Failure Of Sex Offender To Possess Id	0	0	0	0	0	1	0	0	0	0	0	1
Failure To Register As A Sex Offender	0	0	0	0	15	6	0	0	0	0	0	21
Failure To Return To Lawful Detention	0	0	0	0	0	2	0	0	0	0	0	2
Forgery,Counterfeiting,Application Fraud	0	0	0	0	0	2	0	0	1	0	0	3
Fraud	0	0	0	0	2	0	0	0	0	0	0	2
Fraud On A Financial Institution	0	0	0	0	2	0	0	0	0	0	0	2
Habitual Offender	0	0	0	0	1	0	0	0	0	0	0	1
Handgun Violation (Felony Within 15 Yrs)	0	0	0	0	42	0	0	0	0	0	0	42
Incest	0	0	0	0	2	0	0	0	0	0	0	2
Incest - Victim Less Than 16 Years Old	0	0	0	1	0	0	0	0	0	0	0	1
Institutional Criminal Mischief	0	0	0	0	0	1	0	0	0	0	0	1
Intimidation	0	0	0	0	22	15	0	0	0	0	0	37
Invasion Of Privacy	0	0	0	0	0	10	0	0	0	0	0	10
Kidnapping	0	0	3	0	2	0	0	0	0	0	0	5
Leaving Accident Scene - Ser Bodily Inj	0	0	0	3	0	0	0	0	0	0	0	3
Leaving The Scene Of An Accident-Same As 7457 But Offense Committed After Commit	0	0	2	0	0	0	0	0	0	0	0	2
Maintaining Common Nuisance - Cntrl Subs	0	0	0	0	0	1	0	0	0	0	0	1
Murder	6	0	0	0	0	0	0	0	0	0	11	17
Neglect Of A Dependent	0	0	0	0	1	3	0	0	0	0	0	4
Neglect Of A Dependent Resulting In Bodily Injury	0	0	0	0	4	0	0	0	0	0	0	4

Neglect Of A Dependent W/ Serious Injury	0	0	3	0	0	0	0	0	0	0	0	3
Neglect Of Dependent Resulting In Death	1	0	0	0	0	0	0	0	0	0	0	1
Non-Support Of Child	0	0	0	0	0	0	0	0	0	1	0	1
Non-Support Of Dependent Child	0	0	0	0	0	3	0	0	0	0	0	3
Non Support Dep Child - Prev Conviction	0	0	0	0	1	0	0	0	0	0	0	1
Non Support Of Dependent Child	0	0	0	0	0	0	0	0	4	0	0	4
Obstruction Of Justice	0	0	0	0	3	2	0	0	0	0	0	5
Op Veh/Habitual Traf Viol Cause Inj/Dth	0	0	0	0	1	0	0	0	0	0	0	1
Oper Veh - Intox - Prior Conviction	0	0	0	0	0	20	0	0	0	0	0	20
Oper Veh - Intox - Result - Death	0	0	0	4	0	0	0	0	0	0	0	4
Oper Veh - Intox - Result - Ser Body Inj	0	0	0	1	6	0	0	0	0	0	0	7
Oper Veh - Sch 1 Or 2 Control Substance	0	0	0	0	0	4	0	0	0	0	0	4
Oper Veh - Ser Bodily Injury W/Schd I,II	0	0	0	0	1	0	0	0	0	0	0	1
Oper Veh .08 Or More - Prior Conviction	0	0	0	0	0	4	0	0	0	0	0	4
Oper Vehicle - Intox - Prev Conviction	0	0	0	0	0	8	0	0	0	0	0	8
Operate Vehicle After Suspended For Life	0	0	0	0	16	0	0	0	0	0	0	16
Operating Veh W/Ace Of .15 Or More W/Pass Under 18/At Least 21	0	0	0	0	0	1	0	0	0	0	0	1
Operating Vehicle-Habit Traffic Violator	0	0	0	0	0	14	0	0	0	0	0	14
Organized Theft	0	0	0	0	0	1	0	0	0	0	0	1
Owi- Death/Injury - W/ Ctrl Sub Schd 1,2	0	0	0	1	0	0	0	0	0	0	0	1
Pharmacy Robbery	0	0	0	1	0	0	0	0	0	0	0	1
Possess Child Porn W/ Aggravating Factor Found In 35-42-4-4(E)(1)	0	0	0	0	1	0	0	0	0	0	0	1
Possession Of A Controlled Substance	0	0	0	0	0	0	0	0	0	1	0	1
Possession Of A Machine Gun Or Bomb	0	0	0	0	5	0	0	0	0	0	0	5
Possession Of Child Pornography	0	0	0	0	3	0	0	0	0	0	0	3
Possession Of Cocaine Or Narcotic Drug	0	0	1	11	17	19	0	1	0	0	0	49
Possession Of Controlled Substance	0	0	0	0	0	1	0	0	0	0	0	1
Possession Of Methamphetamine	0	0	16	29	42	99	0	0	0	0	0	186
Possession Of Syringes Or Needles	0	0	0	0	0	25	0	0	0	0	0	25
Possession Or Use Of Legend Drug	0	0	0	0	0	5	0	0	0	0	0	5
Promote Child Sex Trafficking	0	0	2	0	0	0	0	0	0	0	0	2
Public Indecency With Prior Conviction	0	0	0	0	0	2	0	0	0	0	0	2
Public Nudity	0	0	0	0	0	1	0	0	0	0	0	1
Rape	1	0	5	0	0	0	2	2	0	0	0	10
Reckless Homicide	0	0	0	0	3	0	0	0	0	0	0	3
Residential Entry	0	0	0	0	0	12	0	0	0	0	0	12
Resisting Law Enforcement	0	0	1	0	7	20	0	0	0	0	0	28
Robbery	0	0	0	0	7	0	0	0	2	0	0	9
Robbery (Armed Or Bodily Injury)	0	0	24	0	0	0	0	3	0	0	0	27
Robbery (Serious Bodily Injury)	0	5	0	0	0	0	1	0	0	0	0	6
Robbery Taking Prop By Force	0	0	4	0	0	0	0	0	0	0	0	4
Sexual Battery	0	0	0	0	0	2	0	0	0	0	0	2
Sexual Misconduct With A Minor	0	0	0	6	3	0	0	2	0	0	0	11
Stalking	0	0	0	2	3	0	0	0	0	0	0	5
Stalking Where Def Violates Po Of Which Def Has Actual Notice	0	0	0	0	1	0	0	0	0	0	0	1
Strangulation	0	0	0	0	1	6	0	0	0	0	0	7

Theft-Use When Property Stolen Is A Firearm	0	0	0	0	3	0	0	0	0	0	0	3
Theft Where Value Of Property Is Between \$750-\$50k	0	0	0	0	0	10	0	0	0	0	0	10
Theft, Motor Vehicle/Component Parts	0	0	0	0	0	1	0	0	0	0	0	1
Theft, Receiving Stolen Property	0	0	0	0	1	36	0	0	0	0	0	37
Theft; Prior Unrelated Conviction For Theft Or Conversion	0	0	0	0	0	4	0	0	0	0	0	4
Trafficking With An Inmate	0	0	0	0	3	0	0	0	0	0	0	3
Unlawful Firearm Poss By Serious Felon	0	0	0	50	0	0	0	0	0	0	0	50
Vicarious Sexual Gratification	0	0	0	1	0	0	0	0	0	0	0	1
Violation Of Custody Order	0	0	0	0	0	1	0	0	0	0	0	1
Voluntary Manslaughter	0	11	0	0	0	0	0	0	0	0	0	11
Voyeurism	0	0	0	0	0	1	0	0	0	0	0	1
Totals	28	54	129	193	381	417	13	38	13	2	11	1279

County of Commit

June 2024 County of Commit

Table 2: County of Commitment

County	DOC	Community Corrections	Jail DOC Contract	Jail Felony F6 Diversions	County Totals
Adams	121	52	5	25	203
Allen	1767	484	85	9	2345
Bartholomew	198	125	1	12	336
Benton	25	4	1	10	40
Blackford	67	52	2	6	127
Boone	161	106	8	12	287
Brown	50	13	12	7	82
Carroll	59	56	1	0	116
Cass	224	122	6	16	368
Clark	156	98	16	21	291
Clay	78	159	2	12	251
Clinton	148	68	11	30	257
Crawford	26	10	0	6	42
Daviess	68	137	2	4	211
De Kalb	171	0	0	0	171
De kalb	0	0	13	13	26
Dearborn	243	73	29	19	364
Decatur	192	27	10	33	262
Dekalb	0	50	0	0	50
Delaware	371	177	29	4	581
Dubois	97	109	1	0	207
Elkhart	1194	349	45	6	1594
Fayette	138	103	5	6	252
Floyd	151	72	10	0	233
Fountain	44	26	3	11	84
Franklin	40	2	3	3	48
Fulton	81	30	0	8	119
Gibson	121	32	5	13	171
Grant	263	70	5	20	358
Greene	128	38	16	20	202
Hamilton	302	377	11	26	716
Hancock	104	102	5	24	235
Harrison	90	52	5	10	157
Hendricks	267	150	26	33	476
Henry	194	50	2	7	253
Howard	306	298	5	39	648
Huntington	305	48	7	9	369
Jackson	174	95	6	11	286
Jasper	85	45	0	0	130
Jay	195	7	3	13	218
Jefferson	260	329	11	10	610
Jennings	96	108	0	31	235
Johnson	367	223	21	21	632
Knox	149	101	4	6	260
Kosciusko	231	81	7	80	399
La Porte	358	235	2	0	595
Lagrange	77	45	1	42	165

Lake	886	309	8	43	1246
Lawrence	238	60	1	8	307
Madison	1138	472	24	11	1645
Marion	4609	2884	78	37	7608
Marshall	270	75	4	19	368
Martin	30	40	0	1	71
Miami	69	25	4	0	98
Monroe	218	274	6	20	518
Montgomery	163	54	1	15	233
Morgan	169	26	11	42	248
Newton	41	9	0	12	62
Noble	208	59	13	20	300
Ohio	37	13	0	0	50
Orange	104	2	3	3	112
Owen	43	94	1	7	145
Parke	53	14	0	0	67
Perry	91	88	1	3	183
Pike	67	47	0	4	118
Porter	216	45	0	11	272
Posey	130	58	4	21	213
Pulaski	42	29	1	10	82
Putnam	70	39	0	2	111
Randolph	39	13	0	0	52
Ripley	141	34	1	15	191
Rush	61	29	3	10	103
Saint Joseph	931	186	0	0	1117
Scott	135	140	9	10	294
Shelby	228	101	4	6	339
Spencer	44	78	1	0	123
St Joseph	0	0	48	78	126
Starke	55	29	0	4	88
Steuben	135	75	3	16	229
Sullivan	76	26	0	8	110
Switzerland	64	17	10	1	92
Tippecanoe	769	383	35	9	1196
Tipton	11	68	0	2	81
Union	12	5	0	2	19
Vanderburgh	999	265	24	45	1333
Vermillion	71	27	1	10	109
Vigo	367	316	17	4	704
Wabash	206	72	5	14	297
Warren	35	9	4	19	67
Warrick	68	11	3	11	93
Washington	114	12	9	19	154
Wayne	385	32	29	16	462
Wells	131	9	6	1	147
White	65	48	3	2	118
Whitley	135	59	1	5	200
Unknown	36	0	0	0	36
Totals	24147	11750	818	1284	37999

Note:

Jail counts are from July 01, 2024

Population Trend

June 2024 Population Trend Summary

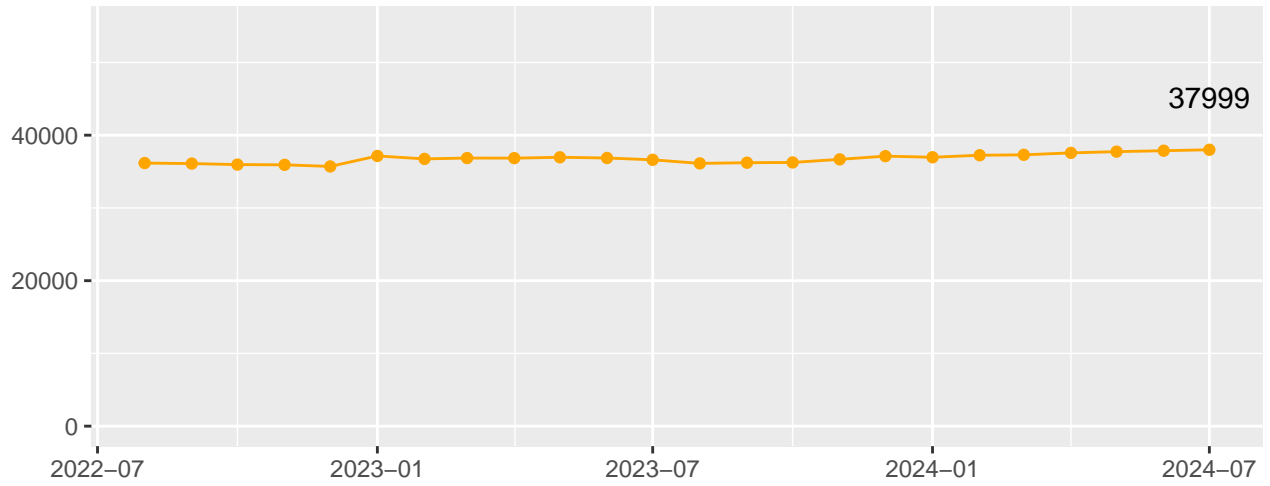
Table 3: Population Trend

Date	DOC Adult	Community Corrections	Jail DOC Contract	Jail Felony F6 Diversions	Total	IDOC Felony F6
08/01/2022	22902	10589	460	2216	36167	
09/01/2022	22900	10575	470	2153	36098	
10/01/2022	22904	10481	353	2219	35957	
11/01/2022	22988	10441	393	2105	35927	
12/01/2022	22932	10325	302	2144	35703	
01/01/2023	22918	11785	432	2010	37145	
02/01/2023	22978	11578	327	1859	36742	
03/01/2023	23052	11647	365	1791	36855	
04/01/2023	23034	11631	423	1757	36845	
05/01/2023	23151	11631	423	1757	36962	
06/01/2023	22830	11627	618	1789	36864	
07/01/2023	22503	11542	850	1719	36614	
08/01/2023	22401	11438	710	1573	36122	
09/01/2023	22381	11472	696	1668	36217	
10/01/2023	22454	11520	598	1679	36251	
11/01/2023	22768	11606	702	1602	36678	
12/01/2023	22936	11775	871	1536	37118	
01/01/2024	23136	11608	944	1278	36966	
02/01/2024	23374	11633	863	1374	37244	
03/01/2024	23620	11633	771	1276	37300	
04/01/2024	23787	11775	741	1264	37567	
05/01/2024	23854	11800	793	1292	37739	
06/01/2024	24026	11772	810	1257	37865	1507
07/01/2024	24147	11750	818	1284	37999	1527

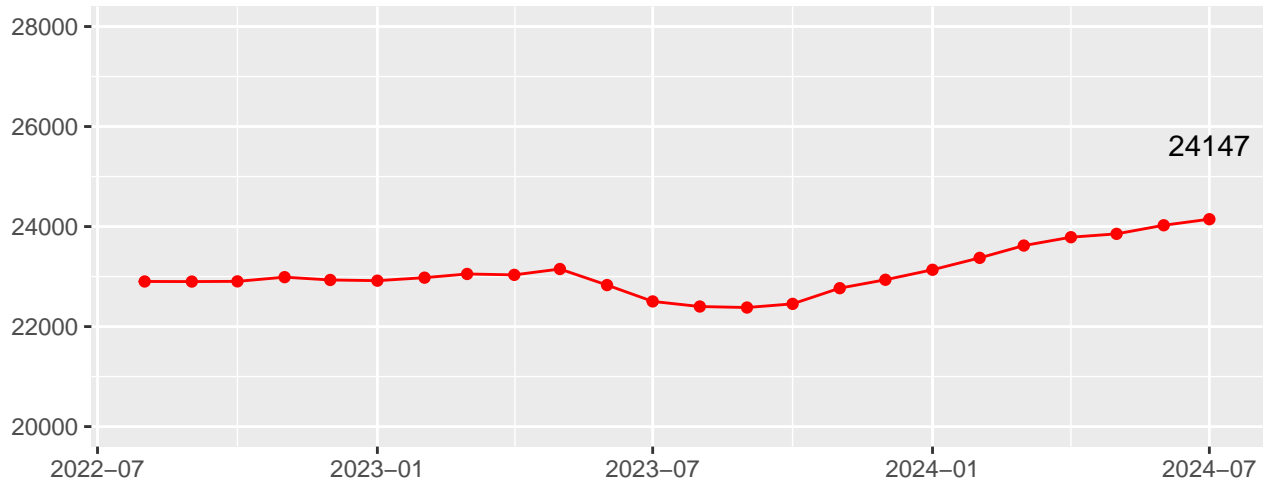
Note:

Jail counts are from July 01, 2024

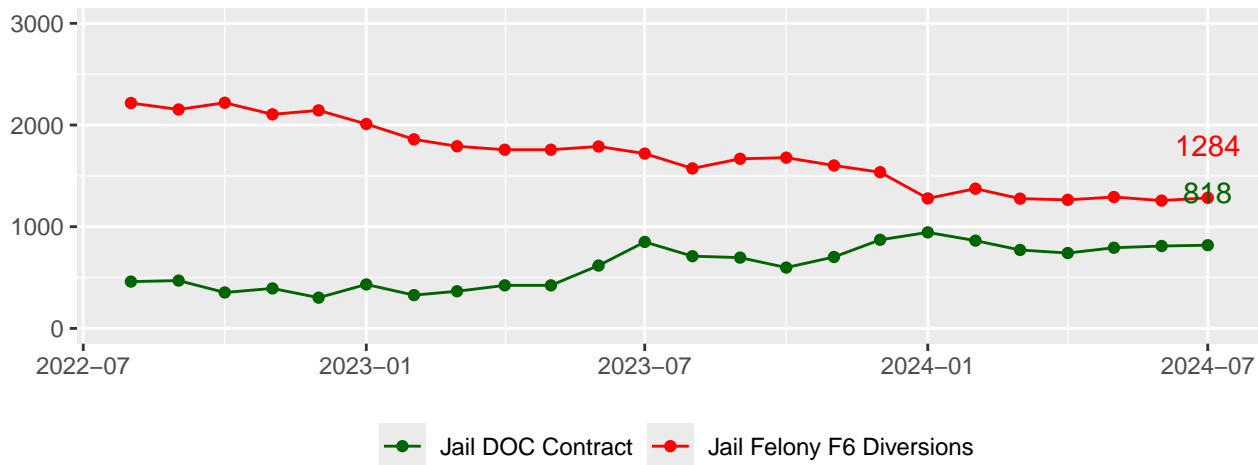
Total Population Trend



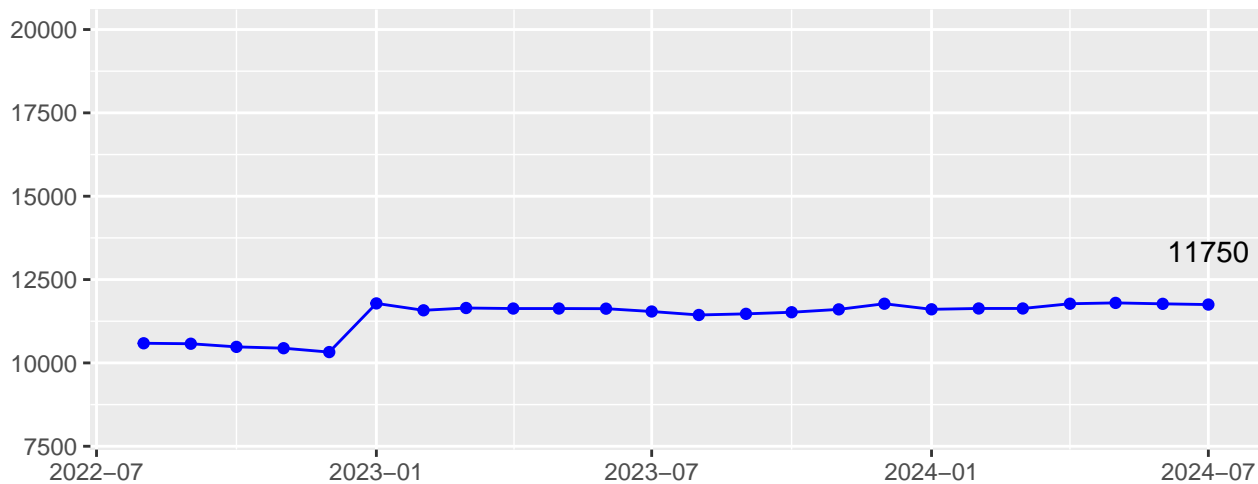
DOC Population Trend



Jail Population Trend



Community Corrections Population Trend



DOC Facility Population & Capacity

June 2024 Population & Capacity By Facility

Table 4: Inmates Housed and Bed Capacity by Facility

UNIT	ASSIGNED	BEDS	CAPACITY
Branchville Correctional Facility	1516	1531	99.02
Chain Olakes Correctional Facility	93	115	80.87
Correctional Industrial Facility	1089	1098	99.18
Edinburgh Correctional Facility	251	278	90.29
Heritage Trail Correctional Facility	906	920	98.48
Indiana State Prison	2408	2455	98.09
Indiana Womens Prison	648	718	90.25
Madison Correctional Facility	725	789	91.89
Miami Correctional Facility	1755	1776	98.82
New Castle Correctional Facility	2974	3086	96.37
Pendleton Correctional Facility	1506	1556	96.79
Plainfield Correctional Facility	1595	1630	97.85
Putnamville Correctional Facility	1978	2081	95.05
Reception Diagnostic Center	760	790	96.20
Rockville Correctional Facility	964	1106	87.16
South Bend Community Re-Entry Center	154	180	85.56
Wabash Valley Correctional Facility	2049	2108	97.20
Wcc - Community Pi/Tc Starke Co Jail	19	24	79.17
Westville Correctional Facility	2676	2823	94.79
Total	24066	25064	96.02

Notes Page

- (1) Benton, Franklin, & Newton are not state established Community Corrections programs under IC 11-12. As of February 2022, the Community Corrections population reflects the number of active individuals by their county of commitment on the last Tuesday of the month. This population includes all pre & post convictions and excludes Community Transition Program (CTP) and Juveniles.
- (2) Community Corrections data for county of commitment as of 06/01/2024.
- (3) As of January 1, 2021, all Marion County Community Corrections Pretrial participants were transferred to Marion County Probation for supervision, resulting in a significant decrease in the total population. As of January 1, 2023 Pretrial participants were transferred back to Marion County Community Corrections for supervision, resulting in a significant increase in the total population.
- (4) As of January 2022, all Community Corrections data is self-reported and uniformly collected under the Supervised Release System (SRS). Community Corrections population may be supervised by other county agencies than their county of commitment. Community Corrections agencies may also administer or oversee additional types of services, treatments, or grant programs as part of the Community Corrections & Justice Reinvestment Grants (i.e., Probation, Pretrial Services, Court Recidivism Reduction Programs, Prosecutor's Diversion, and Jail Treatment programs) that are not reflected in this data as of 1/1/2020.
- (5) IDOC Felony F6 is the count of offenders whose most serious offense is a felony level F6 currently housed in an IDOC facility.

Adult Admission Trend: Old vs New Felony Levels

(Chart does not include Murder)

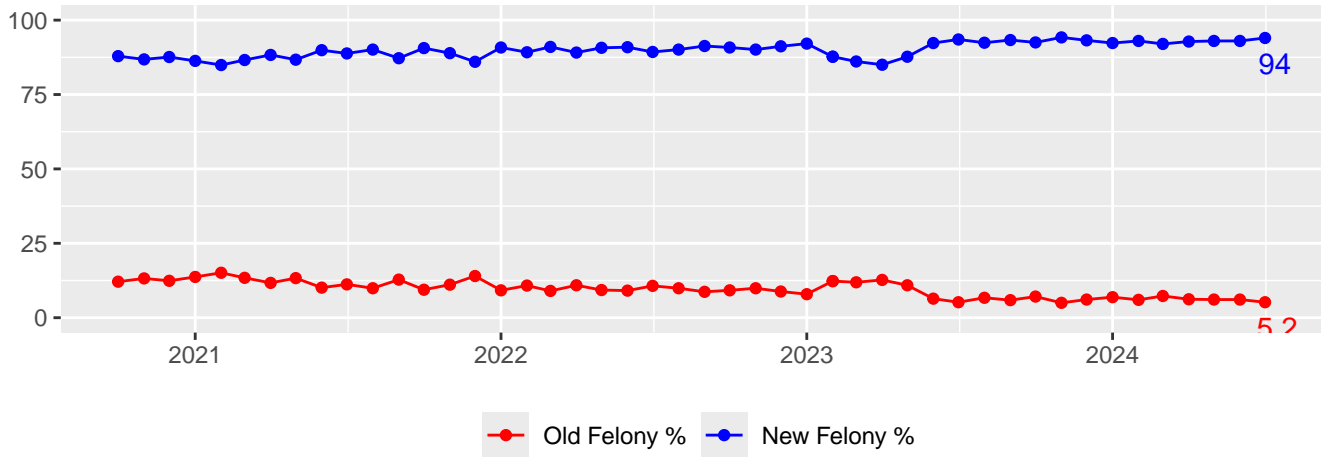


Table 5: Adult Admission Trend: Old vs New Felony Levels

Date	Old	New	Murder	Total	Old Felony %	New Felony %
May 2024	81	1244	12	1337	6.1%	93%
June 2024	66	1202	11	1279	5.2%	94%

Facility Population: New Felony Levels

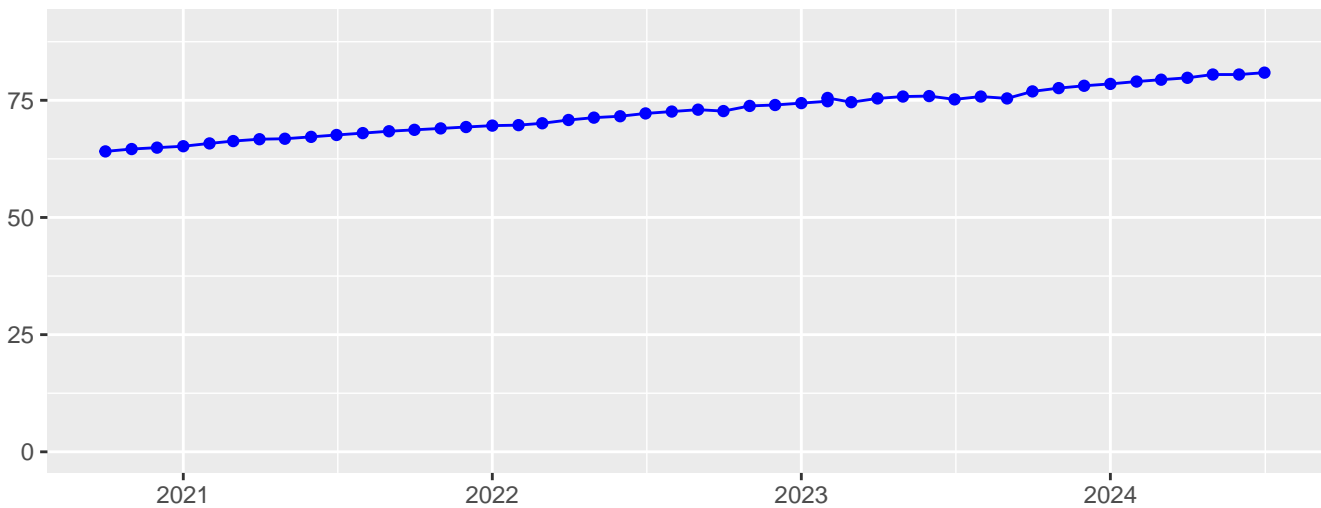
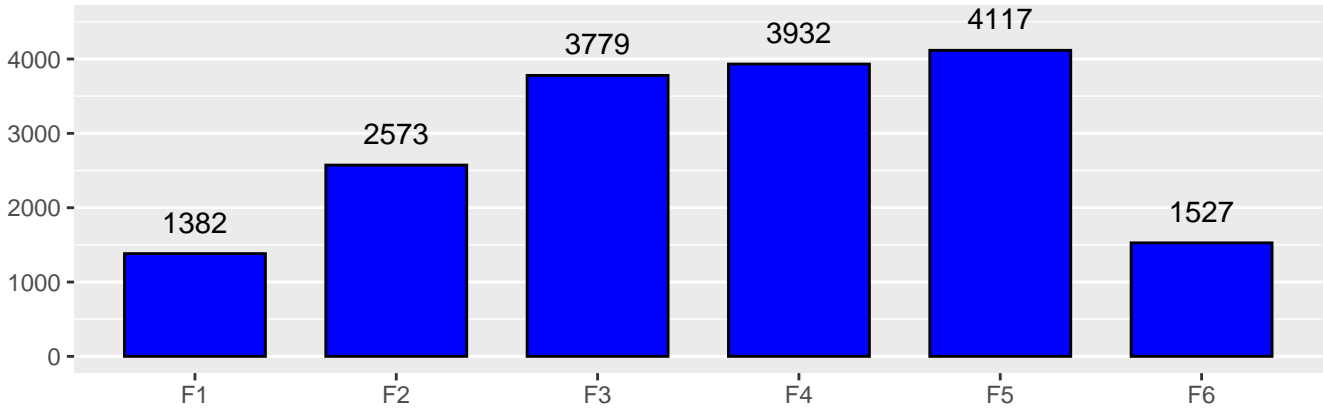


Table 6: Facility Population: New Felony Levels

Date	Old	New	Murder	Total	Old Felony %	New Felony %
May 2024	4160	17125	2703	23988	19.5%	80.5%
June 2024	4098	17310	2703	24111	19.1%	80.9%

Distribution of New Felony Levels by Most Serious Offense



Admission and Release Totals

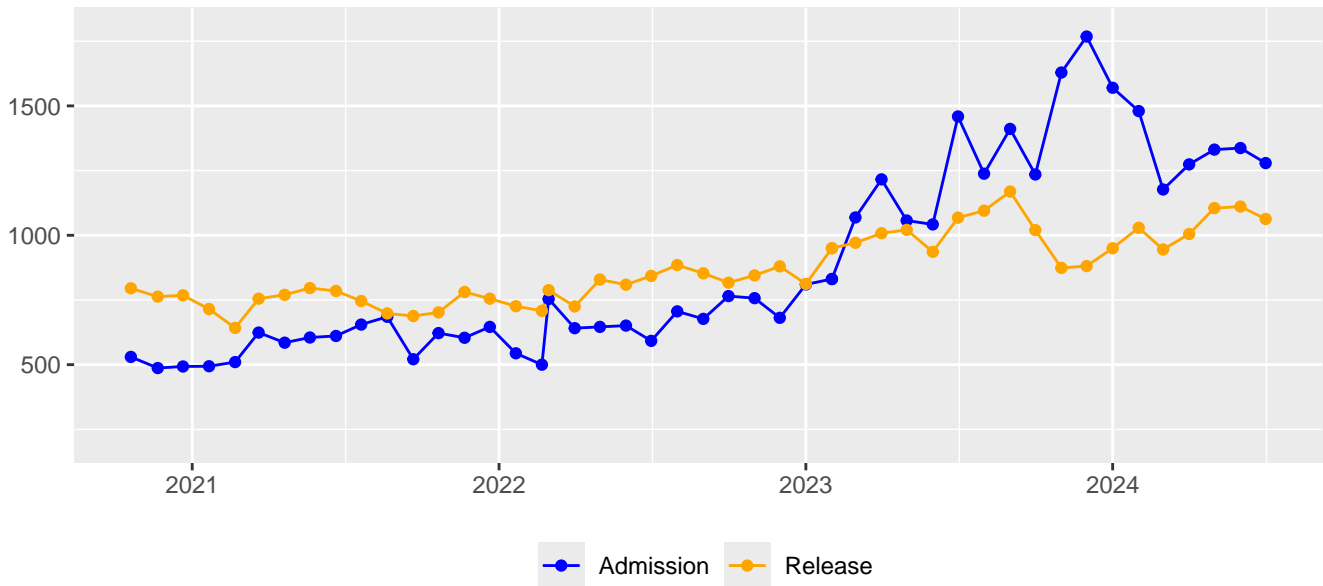


Table 7: Admission Totals

Date	New Commit	Technical	Other	Total Admissions
May 2024	931	315	91	1337
June 2024	926	272	81	1279

Table 8: Release Totals

Date	Parole	Probation	Discharge	CTP	Other	Total Releases
May 2024	479	286	228	111	7	1111
June 2024	471	306	170	110	6	1063

Facility Capacity by Security Level

