

Indiana Department of Correction  
September 2024

Offender Population Report

Prepared for the Justice Reinvestment Advisory Council  
and State Budget Committee

Christina Reagle, Commissioner



## Contents

Admissions . . . . .	2
County of Commit . . . . .	7
Population Trend . . . . .	9
DOC Facility Population & Capacity . . . . .	12
Notes Page . . . . .	13

## **Admissions**

August 2024 Admissions by Most Serious Offense

Table 1: Monthly Admissions by Most Serious Offense

Most Serious Offense	F1	F2	F3	F4	F5	F6	FA	FB	FC	FD	M	Total
Aggravated Battery	0	0	16	0	0	0	0	3	0	0	0	19
Aiding Dealing In Methamphetamine	0	1	0	0	0	0	0	1	0	0	0	2
Alteration Of Firearm'S Identifying Marks	0	0	0	0	2	0	0	0	0	0	0	2
Armed Robbery-Taking Property By Force Or Threatening Use Of Force While Armed	0	0	3	0	0	0	0	0	0	0	0	3
Arson	0	0	0	5	0	0	0	0	0	0	0	5
Arson - Pecuniary Loss Gt \$250 Lt \$5,000	0	0	0	0	0	1	0	0	0	0	0	1
Assisting A Criminal	0	0	0	0	1	0	0	0	1	0	0	2
Attempted Aggravated Battery	0	0	0	0	0	0	0	1	0	0	0	1
Attempted Arson	0	0	0	1	0	0	0	0	0	0	0	1
Attempted Dealing In Methamphetamine	0	0	0	0	0	0	0	1	0	0	0	1
Attempted Murder	3	0	0	0	0	0	0	0	0	0	0	3
Attempted Robbery (Armed Or Bodily Injury)	0	0	2	0	0	0	0	0	0	0	0	2
Auto Theft	0	0	0	0	0	1	0	0	0	0	0	1
Auto Theft-Theft Of An Entire Motor Vehicle	0	0	0	0	0	8	0	0	0	0	0	8
Auto Theft-Theft Of Entire Motor Vehicle	0	0	0	0	1	0	0	0	0	0	0	1
Auto Theft, Receiving Stolen Auto Parts	0	0	0	0	2	3	0	0	0	0	0	5
Auto Theft, Same 8265, Prior Conviction For Either Theft Of An Auto Or Auto Parts	0	0	0	0	2	0	0	0	0	0	0	2
Battery	0	0	0	0	30	9	0	0	1	0	0	40
Battery Against A Public Safety Official	0	0	0	0	0	1	0	0	0	0	0	1
Battery By Bodily Waste Against A Public Safety Officer	0	0	0	0	0	1	0	0	0	0	0	1
Battery By Means Of A Deadly Weapon	0	0	0	0	5	0	0	0	0	0	0	5
Battery On A Person Less Than 14yo	0	0	0	0	1	0	0	0	0	0	0	1
Battery On A Public Safety Official	0	0	0	0	0	1	0	0	0	0	0	1
Battery Resulting In Bodily Injury Pregnant Woman	0	0	0	0	2	0	0	0	0	0	0	2
Battery Resulting In Moderate Bodily Injury	0	0	0	0	0	1	0	0	0	0	0	1
Battery W/Bodily Injury To A Public Safety Officer	0	0	0	0	6	0	0	0	0	0	0	6
Burglary	0	6	1	26	31	0	0	12	1	0	0	77
Carrying A Handgun W/O License, Def Has A Prior Conviction For Carrying C/O License.	0	0	0	0	16	0	0	0	0	0	0	16
Check Fraud	0	0	0	0	0	2	0	0	0	0	0	2
Child Exploitation	0	0	0	4	3	1	0	0	0	0	0	8
Child Molesting	10	0	8	10	0	0	5	6	1	0	0	40
Child Seduction	0	0	0	0	1	0	0	0	0	0	0	1
Child Solicitation	0	0	0	1	1	0	0	0	0	0	0	2
Conspiracy Dealing In Methamphetamine	0	0	1	0	0	0	0	0	0	0	0	1
Conspiracy Robbery (Armed Or Bodily Injury)	0	0	2	0	0	0	0	0	0	0	0	2
Conspiracy To Commit Murder	1	0	0	0	0	0	0	0	0	0	0	1
Controlled Substance Registration	0	0	0	0	0	0	0	0	0	1	0	1
Conversion	0	0	0	0	1	0	0	0	0	0	0	1
Corrupt Business Influence	0	0	0	0	1	0	0	0	1	0	0	2
Criminal Confinement	0	0	2	0	7	1	0	0	0	0	0	10
Criminal Confinement Resulting In Bodily Injury	0	0	0	0	4	0	0	0	0	0	0	4
Criminal Deviate Conduct	0	0	0	0	0	0	0	2	0	0	0	2
Criminal Recklessness	0	0	0	0	2	1	0	0	0	0	0	3

Criminal Recklessness, Def. Shoots Firearm Into A Building.	0	0	0	0	4	0	0	0	0	0	0	4
Criminal Trespass	0	0	0	0	0	3	0	0	0	0	0	3
Danger Poss Firearm Child Prev Conv/Adj	0	0	0	0	1	0	0	0	0	0	0	1
Deal Controlled Substance Result Death	3	0	0	0	0	0	0	0	0	0	0	3
Dealing A Sched I, Ii, Iii Control Subst	0	1	4	2	3	0	0	0	0	0	0	10
Dealing In A Sched I,Ii Or Iii Contr Sub	0	0	0	0	0	0	0	3	0	0	0	3
Dealing In Cocaine Or Narcotic Drug	0	14	10	7	5	0	1	2	0	0	0	39
Dealing In Marijuana, Hash Oil, Hashish	0	0	0	0	3	0	0	0	0	0	0	3
Dealing In Methamphetamine	0	30	14	19	8	0	0	11	0	0	0	82
Dealing In Sched Iv Controlled Substance	0	0	0	1	1	0	0	0	0	0	0	2
Disarming A Law Enforcement Officer	0	0	0	0	1	0	0	0	0	0	0	1
Dissemination Of Matter Harmful To Minor	0	0	0	0	0	1	0	0	0	0	0	1
Domestic Battery	0	0	0	0	0	15	0	0	0	0	0	15
Domestic Battery-Def Has Been Previously Convicted Of Battery Or Strangulation	0	0	0	0	11	0	0	0	0	0	0	11
Domestic Battery By Means Of A Deadly Weapon	0	0	0	0	5	0	0	0	0	0	0	5
Domestic Battery Committed In The Presence Of A Child Less Than 16	0	0	0	0	0	5	0	0	0	0	0	5
Domestic Battery Resulting In Sbi	0	0	0	0	3	0	0	0	0	0	0	3
Domestic Battery W/Bodily Injury Person Under 14	0	0	0	0	2	0	0	0	0	0	0	2
Domestic Battery W/Sbi To A Person Less Than 14 Years Old	0	0	1	0	0	0	0	0	0	0	0	1
Domestic Battery With Injury To A Pregnant Woman.	0	0	0	0	8	0	0	0	0	0	0	8
Domestic Battery With Prev Battery Conv	0	0	0	0	13	0	0	0	0	0	0	13
Escape	0	0	0	0	4	8	0	0	0	0	0	12
Escape-Def Violates Home Detention Or Removes An Electronic Device	0	0	0	0	0	7	0	0	0	0	0	7
Fail To Stop After Acc - Ser Bodily Injury	0	0	2	0	0	0	0	0	0	0	0	2
Failure Of Sex Offender To Possess Id	0	0	0	0	0	1	0	0	0	0	0	1
Failure To Register As A Sex Offender	0	0	0	0	13	2	0	0	0	0	0	15
Failure To Return Lawful Det/Escape	0	0	0	0	0	0	0	0	0	1	0	1
Failure To Return To Lawful Detention	0	0	0	0	0	8	0	0	0	0	0	8
Forgery,Counterfeiting,Application Fraud	0	0	0	0	0	3	0	0	0	0	0	3
Fraud	0	0	0	0	1	2	0	0	0	0	0	3
Fraud On A Financial Institution	0	0	0	0	1	0	0	0	0	0	0	1
Habitual Offender	0	0	1	0	0	0	0	0	0	0	0	1
Habitual Vehicular Subst Offender Enhanc	0	0	0	0	0	1	0	0	0	0	0	1
Handgun Violation (Felony Within 15 Yrs)	0	0	0	0	9	0	0	0	0	0	0	9
Identity Deception	0	0	0	0	0	1	0	0	0	0	0	1
Incest	0	0	0	0	1	0	0	0	0	0	0	1
Institutional Criminal Mischief	0	0	0	0	0	1	0	0	0	0	0	1
Intimidation	0	0	0	0	21	10	0	0	0	0	0	31
Invasion Of Privacy	0	0	0	0	0	6	0	0	0	0	0	6
Kidnapping	0	0	0	0	1	0	0	0	0	0	0	1
Knowing, Unlawful Sale Of A Legend Drug	0	0	0	0	0	1	0	0	0	0	0	1
Leaving Scene Of An Acc - Moderate Or Ser Bodily Inj	0	0	0	0	0	1	0	0	0	0	0	1
Leaving The Scene Of An Accident-Same As 7457 But Offense Committed After Commit	0	0	1	0	0	0	0	0	0	0	0	1
Legend Drug Deception	0	0	0	0	0	1	0	0	0	0	0	1
Maintaining Common Nuisance - Cntrl Subs	0	0	0	0	0	2	0	0	0	0	0	2
Murder	5	0	0	0	0	0	0	0	0	0	16	21

Neglect Of A Dependent	0	0	0	0	2	3	0	0	0	0	0	5
Neglect Of A Dependent Resulting In Bodily Injury	0	0	0	0	2	0	0	0	0	0	0	2
Neglect Of A Dependent W/ Serious Injury	0	0	2	0	0	0	0	0	0	0	0	2
Neglect Of Dependent Resulting In Death	3	0	0	0	0	0	0	0	0	0	0	3
Non-Support Of Child	0	0	0	0	0	0	0	0	0	1	0	1
Non Support Dep Child - Prev Conviction	0	0	0	0	2	0	0	0	0	0	0	2
Non Support Of Dependent Child	0	0	0	0	0	0	0	0	2	0	0	2
Obstruction Of Justice	0	0	0	0	1	5	0	0	0	0	0	6
Oper Veh - Intox - Prior Conviction	0	0	0	0	0	17	0	0	0	0	0	17
Oper Veh - Intox - Result - Death	0	0	0	2	0	0	0	0	0	0	0	2
Oper Veh - Intox - Result - Ser Body Inj	0	0	0	1	1	0	0	0	0	0	0	2
Oper Veh - Sch 1 Or 2 Control Substance	0	0	0	0	0	2	0	0	0	0	0	2
Oper Veh .08 Or More - Prior Conviction	0	0	0	0	0	5	0	0	0	0	0	5
Oper Vehicle - Intox - Prev Conviction	0	0	0	0	0	5	0	0	0	0	0	5
Oper Vehicle While Intox-Prev Conviction	0	0	0	0	0	0	0	0	0	1	0	1
Operate Vehicle After Suspended For Life	0	0	0	0	9	0	0	0	1	0	0	10
Operating A Vehicle Intoxicated: Endangering A Person	0	0	0	0	0	4	0	0	0	0	0	4
Operating A Vehicle While Intoxicated: Endangering A Person Less Than 18yrs	0	0	0	0	0	1	0	0	0	0	0	1
Operating Veh While Intox; Prev Convic; Sbi	0	0	0	0	1	0	0	0	0	0	0	1
Operating Vehicle-Habit Traffic Violator	0	0	0	0	0	6	0	0	0	0	0	6
Owi- Death/Injury - W/ Ctrl Sub Schd 1,2	0	0	0	3	0	0	0	0	0	0	0	3
Pointing A Firearm	0	0	0	0	0	2	0	0	0	0	0	2
Possess Child Porn W/ Aggravating Factor Found In 35-42-4-4(E)(1)	0	0	0	0	1	0	0	0	0	0	0	1
Possess Look-Alike Or Synthetic Substanc	0	0	0	0	0	1	0	0	0	0	0	1
Possession Of A Destructive Device	0	0	0	0	1	0	0	0	0	0	0	1
Possession Of A Machine Gun Or Bomb	0	0	0	0	4	0	0	0	0	0	0	4
Possession Of Child Pornography	0	0	0	0	3	0	0	0	0	0	0	3
Possession Of Cocaine Or Narcotic Drug	0	0	1	8	9	25	0	3	0	0	0	46
Possession Of Controlled Substance	0	0	0	0	0	1	0	0	0	0	0	1
Possession Of Methamphetamine	0	0	13	25	37	120	0	0	0	0	0	195
Possession Of Syringes Or Needles	0	0	0	0	0	14	0	0	0	0	0	14
Possession Or Use Of Legend Drug	0	0	0	0	0	1	0	0	0	0	0	1
Rape	2	0	8	0	0	0	1	2	0	0	0	13
Reckless Homicide	0	0	0	0	2	0	0	0	1	0	0	3
Residential Entry	0	0	0	0	0	15	0	0	0	0	0	15
Resisting Law Enforcement	0	0	0	0	4	24	0	0	0	0	0	28
Robbery	0	0	0	0	17	0	0	0	0	0	0	17
Robbery (Armed Or Bodily Injury)	0	0	31	0	0	0	0	7	0	0	0	38
Robbery (Serious Bodily Injury)	0	2	0	0	0	0	1	0	0	0	0	3
Robbery Taking Prop By Force	0	0	1	0	0	0	0	0	0	0	0	1
Sexual Battery	0	0	0	0	0	2	0	0	0	0	0	2
Sexual Misconduct With A Minor	0	0	0	5	4	0	0	0	0	0	0	9
Stalking	0	0	0	0	8	1	0	0	0	0	0	9
Strangulation	0	0	0	0	0	4	0	0	0	0	0	4
Theft Receiving Stolen Property	0	0	0	0	2	0	0	0	0	0	0	2
Theft Where Value Of Property Is Between \$750-\$50k	0	0	0	0	0	5	0	0	0	0	0	5

Theft,Receiving Stolen Property	0	0	0	0	3	30	0	0	0	0	0	33
Theft; Prior Unrelated Conviction For Theft Or Conversion	0	0	0	0	0	3	0	0	0	0	0	3
Unlawful Carrying Of A Handgun-Prior Conviction Under This Section	0	0	0	0	24	0	0	0	0	0	0	24
Unlawful Firearm Poss By Serious Felon	0	0	0	51	0	0	0	0	0	0	0	51
Vicarious Sexual Gratification	0	0	0	1	0	0	0	0	0	0	0	1
Voluntary Manslaughter	0	5	0	0	0	0	0	0	0	0	0	5
Totals	27	59	124	172	375	406	8	54	9	4	16	1254

---

# County of Commit

August 2024 County of Commit

Table 2: County of Commitment

County	DOC	Community Corrections	Jail DOC Contract	Jail Felony F6 Diversions	County Totals
Adams	122	60	2	27	211
Allen	1829	516	33	7	2385
Bartholomew	216	132	4	12	364
Benton	28	3	3	14	48
Blackford	70	56	6	10	142
Boone	163	116	0	12	291
Brown	45	12	1	7	65
Carroll	65	53	4	0	122
Cass	223	124	8	14	369
Clark	168	101	18	27	314
Clay	84	155	3	12	254
Clinton	149	61	1	30	241
Crawford	25	10	1	5	41
Daviess	66	144	1	5	216
De Kalb	173	0	0	0	173
De kalb	0	0	5	9	14
Dearborn	260	58	12	17	347
Decatur	181	26	12	31	250
Dekalb	0	47	0	0	47
Delaware	377	166	30	4	577
Dubois	100	101	0	0	201
Elkhart	1170	364	48	4	1586
Fayette	141	92	3	6	242
Floyd	159	85	2	0	246
Fountain	44	28	2	8	82
Franklin	40	1	0	5	46
Fulton	76	27	0	10	113
Gibson	121	33	2	10	166
Grant	269	82	3	15	369
Greene	132	36	25	25	218
Hamilton	303	404	20	34	761
Hancock	103	108	0	25	236
Harrison	97	56	12	8	173
Hendricks	274	163	14	34	485
Henry	199	48	9	7	263
Howard	307	299	7	39	652
Huntington	306	70	12	9	397
Jackson	167	98	2	11	278
Jasper	81	42	0	2	125
Jay	188	7	1	13	209
Jefferson	255	325	33	8	621
Jennings	92	111	0	25	228
Johnson	361	236	10	7	614
Knox	154	92	11	7	264
Kosciusko	233	75	18	58	384
La Porte	368	243	2	0	613
Lagrange	78	39	0	32	149



Lake	882	292	10	47	1231
Lawrence	231	72	7	8	318
Madison	1126	505	12	11	1654
Marion	4616	2941	108	35	7700
Marshall	262	80	4	20	366
Martin	31	37	1	1	70
Miami	71	31	2	0	104
Monroe	212	292	12	8	524
Montgomery	145	51	0	12	208
Morgan	177	32	3	37	249
Newton	40	10	1	10	61
Noble	212	56	29	19	316
Ohio	38	13	0	0	51
Orange	103	2	1	3	109
Owen	43	90	0	3	136
Parke	43	13	3	0	59
Perry	88	88	2	1	179
Pike	64	47	0	3	114
Porter	217	44	8	14	283
Posey	133	57	5	21	216
Pulaski	39	33	3	13	88
Putnam	72	44	1	2	119
Randolph	41	14	2	2	59
Ripley	131	34	2	26	193
Rush	54	30	3	4	91
Saint Joseph	916	194	0	0	1110
Scott	124	126	1	8	259
Shelby	227	119	12	5	363
Spencer	51	71	6	0	128
St Joseph	0	0	32	74	106
Starke	50	34	1	0	85
Steuben	131	65	4	14	214
Sullivan	73	32	1	11	117
Switzerland	61	17	0	2	80
Tippecanoe	790	355	13	8	1166
Tipton	11	78	0	2	91
Union	13	4	0	2	19
Vanderburgh	994	269	31	37	1331
Vermillion	65	26	0	7	98
Vigo	371	317	9	0	697
Wabash	208	64	7	10	289
Warren	34	7	0	10	51
Warrick	68	12	5	8	93
Washington	108	10	1	25	144
Wayne	389	36	36	11	472
Wells	133	13	5	1	152
White	62	52	3	1	118
Whitley	130	66	0	5	201
Unknown	36	0	0	0	36
Totals	24178	11980	766	1186	38110

*Note:*

Jail counts are from July 29, 2024

# Population Trend

August 2024 Population Trend Summary

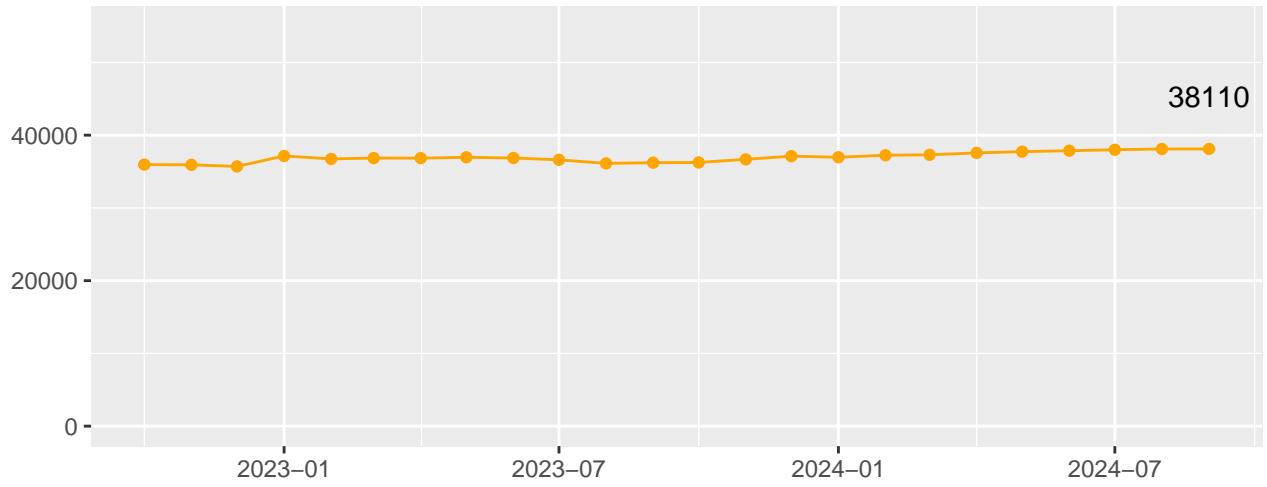
Table 3: Population Trend

Date	DOC Adult	Community Corrections	Jail DOC Contract	Jail Felony F6 Diversions	Total	IDOC Felony F6
10/01/2022	22904	10481	353	2219	35957	
11/01/2022	22988	10441	393	2105	35927	
12/01/2022	22932	10325	302	2144	35703	
01/01/2023	22918	11785	432	2010	37145	
02/01/2023	22978	11578	327	1859	36742	
03/01/2023	23052	11647	365	1791	36855	
04/01/2023	23034	11631	423	1757	36845	
05/01/2023	23151	11631	423	1757	36962	
06/01/2023	22830	11627	618	1789	36864	
07/01/2023	22503	11542	850	1719	36614	
08/01/2023	22401	11438	710	1573	36122	
09/01/2023	22381	11472	696	1668	36217	
10/01/2023	22454	11520	598	1679	36251	
11/01/2023	22768	11606	702	1602	36678	
12/01/2023	22936	11775	871	1536	37118	
01/01/2024	23136	11608	944	1278	36966	
02/01/2024	23374	11633	863	1374	37244	
03/01/2024	23620	11633	771	1276	37300	
04/01/2024	23787	11775	741	1264	37567	
05/01/2024	23854	11800	793	1292	37739	
06/01/2024	24026	11772	810	1257	37865	1507
07/01/2024	24147	11750	818	1284	37999	1527
08/01/2024	24276	11877	766	1186	38105	1574
09/01/2024	24178	11980	766	1186	38110	1546

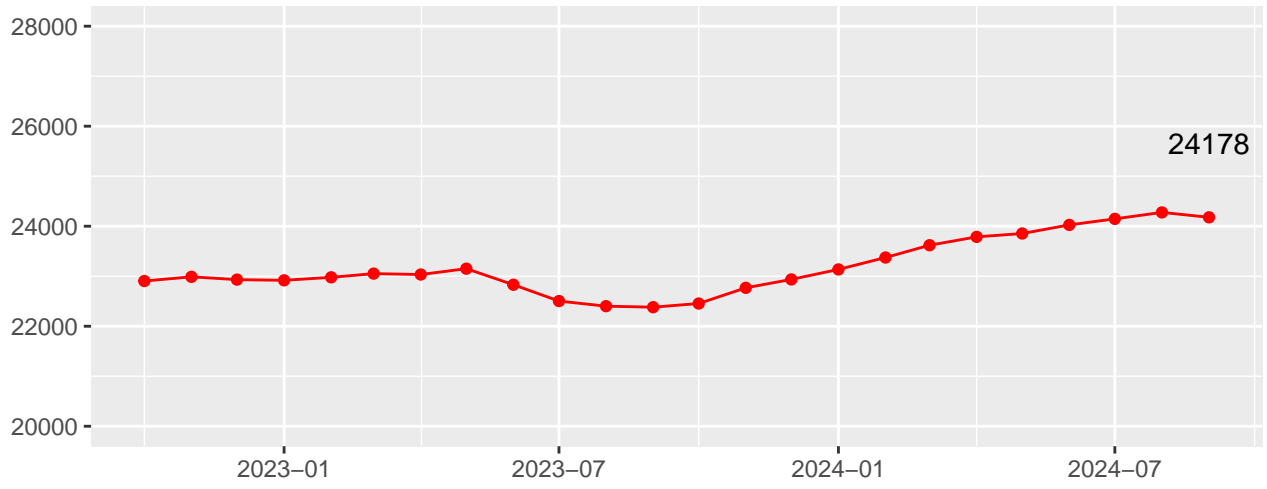
*Note:*

Jail counts are from July 29, 2024

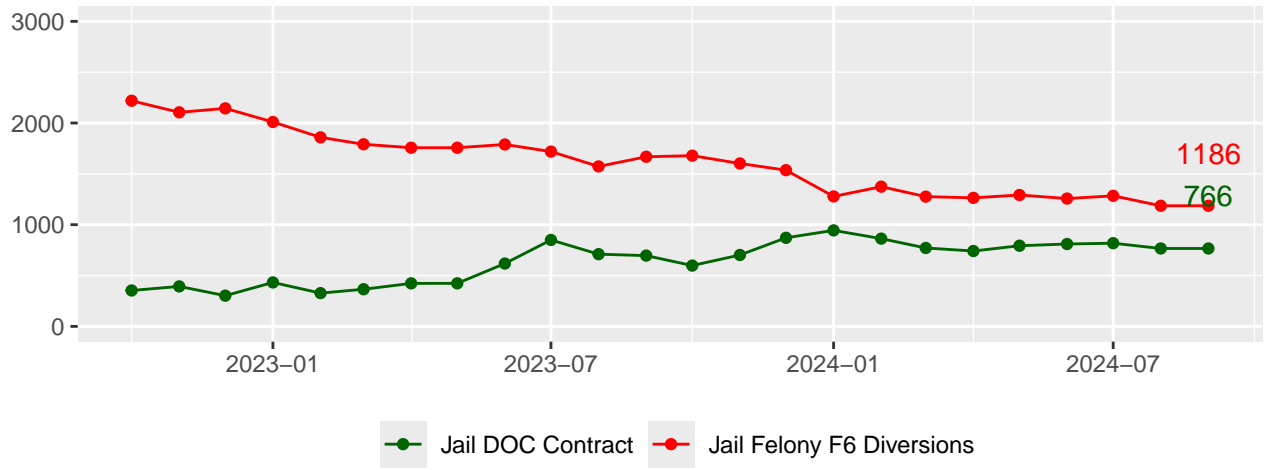
### Total Population Trend



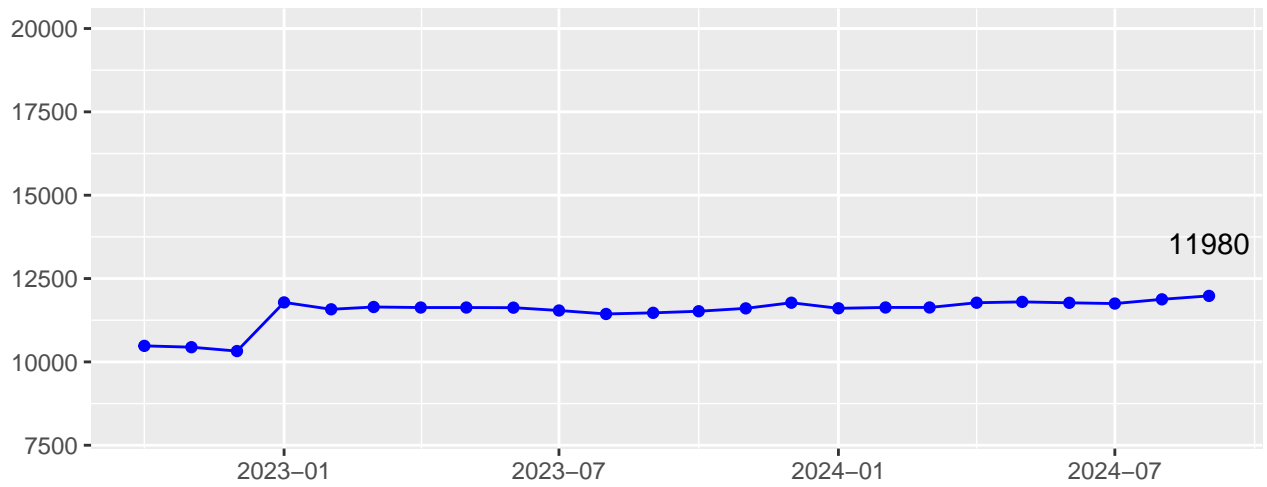
### DOC Population Trend



### Jail Population Trend



### Community Corrections Population Trend



# DOC Facility Population & Capacity

## August 2024 Population & Capacity By Facility

Table 4: Inmates Housed and Bed Capacity by Facility

UNIT	ASSIGNED	BEDS	CAPACITY
Branchville Correctional Facility	1524	1532	99.48
Chain Olakes Correctional Facility	89	106	83.96
Correctional Industrial Facility	1044	1098	95.08
Edinburgh Correctional Facility	276	313	88.18
Heritage Trail Correctional Facility	902	928	97.20
Indiana State Prison	2413	2464	97.93
Indiana Womens Prison	692	714	96.92
Madison Correctional Facility	759	853	88.98
Miami Correctional Facility	1782	1805	98.73
New Castle Correctional Facility	2993	3086	96.99
Pendleton Correctional Facility	1476	1548	95.35
Plainfield Correctional Facility	1586	1629	97.36
Putnamville Correctional Facility	1989	2088	95.26
Reception Diagnostic Center	610	699	87.27
Rockville Correctional Facility	905	1108	81.68
South Bend Community Re-Entry Center	135	163	82.82
Wabash Valley Correctional Facility	2055	2118	97.03
Wcc - Community Pi/Tc Starke Co Jail	22	22	100.00
Westville Correctional Facility	2675	2741	97.59
Total	23927	25015	95.65

*Note:*

Operational Bed Capacity includes beds that are occupied, available, held, and down

## Notes Page

- (1) Benton, Franklin, & Newton are not state established Community Corrections programs under IC 11-12. As of February 2022, the Community Corrections population reflects the number of active individuals by their county of commitment on the last Tuesday of the month. This population includes all pre & post convictions and excludes Community Transition Program (CTP) and Juveniles.
- (2) Community Corrections data for county of commitment as of 08/01/2024.
- (3) As of January 1, 2021, all Marion County Community Corrections Pretrial participants were transferred to Marion County Probation for supervision, resulting in a significant decrease in the total population. As of January 1, 2023 Pretrial participants were transferred back to Marion County Community Corrections for supervision, resulting in a significant increase in the total population.
- (4) As of January 2022, all Community Corrections data is self-reported and uniformly collected under the Supervised Release System (SRS). Community Corrections population may be supervised by other county agencies than their county of commitment. Community Corrections agencies may also administer or oversee additional types of services, treatments, or grant programs as part of the Community Corrections & Justice Reinvestment Grants (i.e., Probation, Pretrial Services, Court Recidivism Reduction Programs, Prosecutor's Diversion, and Jail Treatment programs) that are not reflected in this data as of 1/1/2020.
- (5) IDOC Felony F6 is the count of offenders whose most serious offense is a felony level F6 currently housed in an IDOC facility.

## Adult Admission Trend: Old vs New Felony Levels

(Chart does not include Murder)

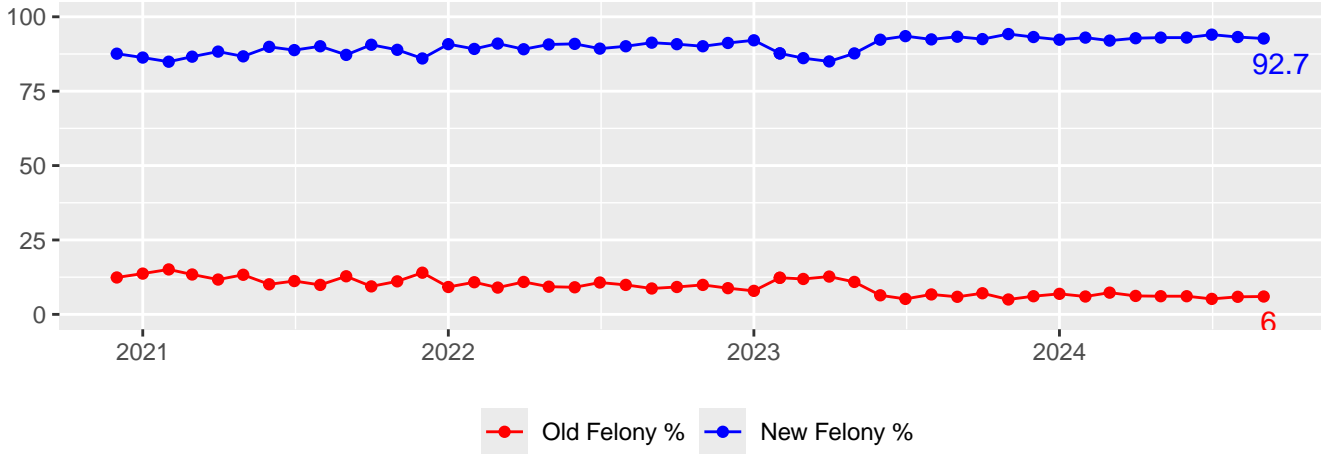


Table 5: Adult Admission Trend: Old vs New Felony Levels

Date	Old	New	Murder	Total	Old Felony %	New Felony %
July 2024	77	1224	12	1313	5.9%	93.2%
August 2024	75	1163	16	1254	6%	92.7%

## Facility Population: New Felony Levels

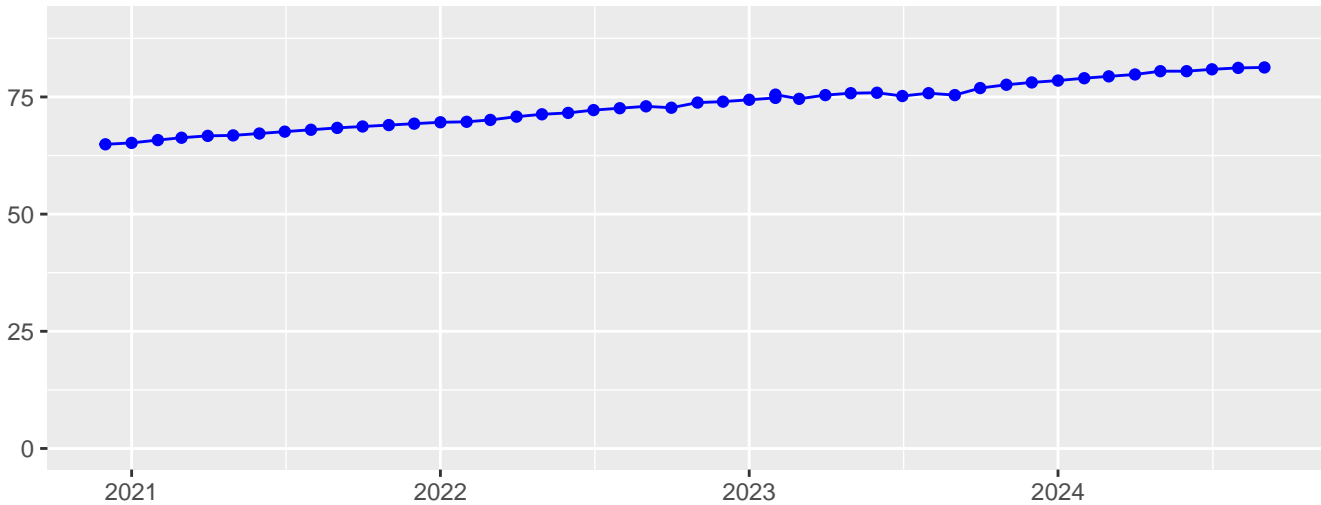
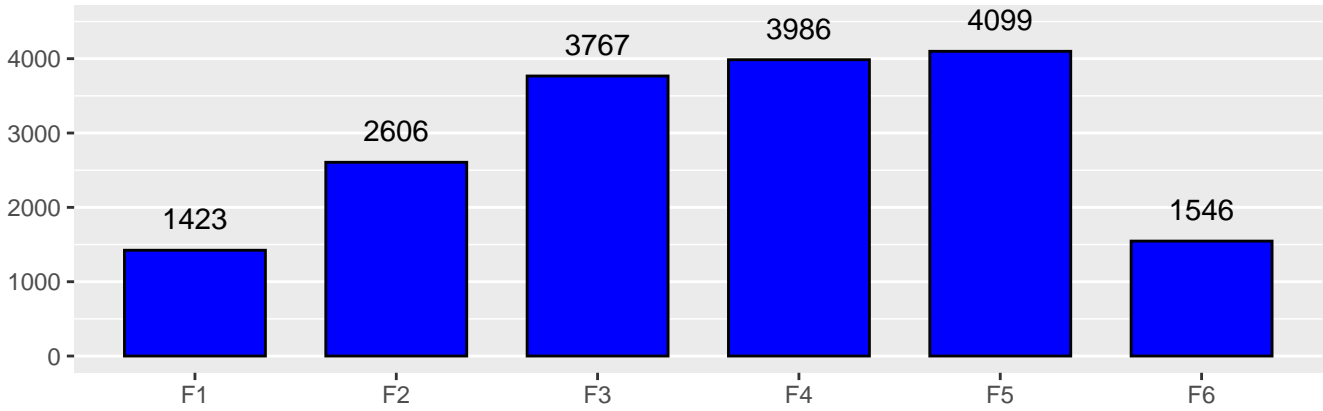


Table 6: Facility Population: New Felony Levels

Date	Old	New	Murder	Total	Old Felony %	New Felony %
July 2024	4043	17497	2699	24239	18.8%	81.2%
August 2024	4016	17427	2699	24142	18.7%	81.3%

### Distribution of New Felony Levels by Most Serious Offense



### Admission and Release Totals

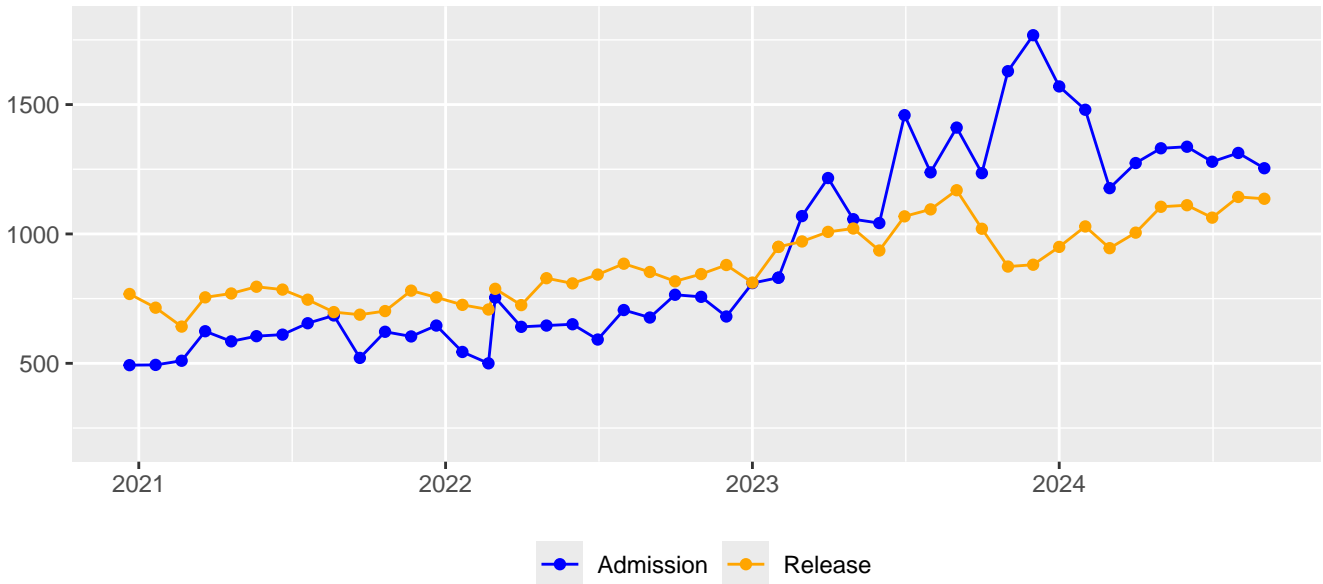


Table 7: Admission Totals

Date	New Commit	Technical	Other	Total Admissions
July 2024	909	316	88	1313
August 2024	777	370	107	1254

Table 8: Release Totals

Date	Parole	Probation	Discharge	CTP	Community Corrections	Other	Total Releases
July 2024	526	294	232	86	37	5	1143
August 2024	534	287	211	91	47	13	1136



### Facility Capacity by Security Level

