

Indiana Department of Correction  
January 2025

Offender Population Report

Prepared for the Justice Reinvestment Advisory Council  
and State Budget Committee

Lloyd Arnold, Commissioner



## Contents

Admissions . . . . .	2
County of Commit . . . . .	5
Population Trend . . . . .	7
DOC Facility Population & Capacity . . . . .	10
Notes Page . . . . .	11

## **Admissions**

January 2025 Admissions by Most Serious Offense

Table 1: Monthly Admissions by Most Serious Offense

Most Serious Offense	F1	F2	F3	F4	F5	F6	FA	FB	FC	FD	M	MA	NA	Total
Aggravated Battery	0	0	1	0	0	0	0	1	0	0	0	0	0	2
Arson	0	0	0	1	0	0	0	0	0	0	0	0	0	1
Assisting A Criminal	0	0	0	0	0	0	0	0	1	0	0	0	0	1
Attempted Attempted Murder	0	0	0	0	0	0	2	0	0	0	0	0	0	2
Attempted Escape	0	0	0	0	1	0	0	0	0	0	0	0	0	1
Attempted Robbery	0	0	0	0	1	0	0	0	0	0	0	0	0	1
Auto Theft, Receiving Stolen Auto Parts	0	0	0	0	0	2	0	0	0	0	0	0	0	2
Auto Theft, Same 8265, Prior Conviction For Either Theft Of An Auto Or Auto Parts	0	0	0	0	1	0	0	0	0	0	0	0	0	1
Auto Theft-Same 7054, But Defendant Has A Prior For Either Theft Of An Auto	0	0	0	0	1	0	0	0	0	0	0	0	0	1
Auto Theft-Theft Of An Entire Motor Vehicle	0	0	0	0	0	2	0	0	0	0	0	0	0	2
Auto Theft-Theft Of Entire Motor Vehicle	0	0	0	0	3	0	0	0	0	0	0	0	0	3
Battery	0	0	0	0	6	3	0	0	0	0	0	0	0	9
Battery Against A Public Safety Official	0	0	0	0	1	0	0	0	0	0	0	0	0	1
Battery Resulting In Serious Bodily Injury	0	0	0	0	1	0	0	0	0	0	0	0	0	1
Battery W/Bodily Injury To A Public Safety Officer	0	0	0	0	1	0	0	0	0	0	0	0	0	1
Burglary	0	0	0	9	5	0	0	8	1	0	0	0	0	23
Carrying A Handgun W/O License, Def Has A Prior Conviction For Carrying C/O License.	0	0	0	0	1	0	0	0	0	0	0	0	0	1
Child Exploitation	0	0	0	0	1	0	0	0	0	0	0	0	0	1
Child Molesting	1	0	3	4	0	0	5	1	0	0	0	0	0	14
Child Solicitation	0	0	0	2	1	0	0	0	0	0	0	0	0	3
Conspiracy Robbery (Armed Or Bodily Injury)	0	0	0	0	0	0	0	1	0	0	0	0	0	1
Corrupt Business Influence	0	0	0	0	1	0	0	0	0	0	0	0	0	1
Criminal Confinement	0	0	0	0	1	0	0	0	0	0	0	0	0	1
Criminal Recklessness Committed With A Deadly Weapon	0	0	0	0	0	1	0	0	0	0	0	0	0	1
Criminal Recklessness, Def. Shoots Firearm Into A Building.	0	0	0	0	1	0	0	0	0	0	0	0	0	1
Criminal Trespass	0	0	0	0	0	2	0	0	0	0	0	0	0	2
Deal Controlled Substance Result Death	1	0	0	0	0	0	0	0	0	0	0	0	0	1
Dealing In A Sched I,Ii Or Iii Cont Sub	0	0	0	0	0	0	1	0	0	0	0	0	0	1
Dealing In Cocaine Or Narcotic Drug	0	3	0	0	2	0	1	0	0	0	0	0	0	6
Dealing In Methamphetamine	0	2	3	5	2	0	0	1	0	0	0	0	0	13
Disarming A Law Enforcement Officer	0	0	0	0	1	0	0	0	0	0	0	0	0	1
Domestic Battery By Means Of A Deadly Weapon	0	0	0	0	1	0	0	0	0	0	0	0	0	1
Domestic Battery Committed In The Presence Of A Child Less Than 16	0	0	0	0	0	1	0	0	0	0	0	0	0	1
Domestic Battery Resulting In Moderate Bodily Injury	0	0	0	0	0	1	0	0	0	0	0	0	0	1
Domestic Battery W/Sbi To A Person Less Than 14 Years Old	0	0	1	0	0	0	0	0	0	0	0	0	0	1
Domestic Battery With Injury To A Pregnant Woman.	0	0	0	0	3	0	0	0	0	0	0	0	0	3
Domestic Battery With Prev Battery Conv	0	0	0	0	3	0	0	0	0	0	0	0	0	3
Domestic Battery-Def Has Been Previously Convicted Of Battery Or Strangulation	0	0	0	0	1	0	0	0	0	0	0	0	0	1
Domestic Battery-Def. Has A Prior Conviction For Any Sort Of Battery Or Strangulation	0	0	0	0	0	1	0	0	0	0	0	0	0	1
Driving Whl/Suspended Resulting In Death	0	0	0	0	1	0	0	0	0	0	0	0	0	1
Escape	0	0	0	0	3	5	0	0	0	0	0	0	0	8
Failure To Register As A Sex Offender	0	0	0	0	4	3	0	0	0	0	0	0	0	7
Failure To Return To Lawful Detention	0	0	0	0	0	2	0	0	0	0	0	0	0	2

Forgery,Counterfeiting,Application Fraud	0	0	0	0	0	1	0	0	0	0	0	0	0	1
Fraud	0	0	0	0	0	3	0	0	0	0	0	0	0	3
Fraud On A Financial Institution	0	0	0	0	1	0	0	0	0	0	0	0	0	1
Handgun Violation (Felony Within 15 Yrs)	0	0	0	0	8	0	0	0	0	0	0	0	0	8
Identity Deception	0	0	0	0	0	1	0	0	0	0	0	0	0	1
Intimidation	0	0	0	0	4	3	0	0	0	0	0	0	0	7
Invasion Of Privacy	0	0	0	0	0	1	0	0	0	0	0	0	0	1
Kidnapping	0	0	0	0	1	0	0	0	0	0	0	0	0	1
Murder	1	0	0	0	0	0	0	0	0	0	6	0	0	7
Neglect Of A Dependent W/ Serious Injury	0	0	2	0	0	0	0	0	0	0	0	0	0	2
Neglect Of Dependent Resulting In Death	1	0	0	0	0	0	0	0	0	0	0	0	0	1
Non Support Dep Child - Prev Conviction	0	0	0	0	2	0	0	0	0	0	0	0	0	2
Non-Support Of Dependent Child	0	0	0	0	0	1	0	0	0	0	0	0	0	1
Oper Veh - Intox - Prior Conviction	0	0	0	0	0	2	0	0	0	0	0	0	0	2
Oper Veh - Intox - Result - Ser Body Inj	0	0	0	1	1	1	0	0	0	0	0	0	0	3
Oper Vehicle - Intox - Prev Conviction	0	0	0	0	0	1	0	0	0	0	0	0	0	1
Operate Vehicle After Suspended For Life	0	0	0	0	0	0	0	0	1	0	0	0	0	1
Operating A Vehicle Intoxicated: Endangering A Person	0	0	0	0	0	1	0	0	0	0	0	0	0	1
Operating Veh W/Ace Of .15 Or More W/Pass Under 18/At Least 21	0	0	0	0	0	1	0	0	0	0	0	0	0	1
Possession Of A Machine Gun Or Bomb	0	0	0	0	1	0	0	0	0	0	0	0	0	1
Possession Of Altered Firearm	0	0	0	0	1	0	0	0	0	0	0	0	0	1
Possession Of Cocaine Or Narcotic Drug	0	0	1	0	3	5	0	0	0	0	0	0	0	9
Possession Of Methamphetamine	0	0	4	5	17	29	0	0	0	0	0	0	0	55
Possession Of Syringes Or Needles	0	0	0	0	0	5	0	0	0	0	0	0	0	5
Possession Or Use Of Legend Drug	0	0	0	0	0	1	0	0	0	0	0	0	0	1
Rape	0	0	3	0	0	0	1	2	0	0	0	0	0	6
Residential Entry	0	0	0	0	0	4	0	0	0	0	0	0	0	4
Resisting Law Enforcement	0	0	0	0	0	3	0	0	0	0	0	0	0	3
Robbery	0	0	0	0	1	0	0	0	0	0	0	0	0	1
Robbery (Armed Or Bodily Injury)	0	0	10	0	0	0	0	1	0	0	0	0	0	11
Robbery (Serious Bodily Injury)	0	0	0	0	0	0	1	0	0	0	0	0	0	1
Sexual Misconduct With A Minor	0	0	0	2	0	1	0	1	0	0	0	0	0	4
Strangulation	0	0	0	0	0	1	0	0	0	0	0	0	0	1
Theft Receiving Stolen Property	0	0	0	0	1	0	0	0	0	0	0	0	0	1
Theft Where Value Of Property Is Between \$750-\$50k	0	0	0	0	0	1	0	0	0	0	0	0	0	1
Theft, Def. Has A Prior Conviction For Either Theft Or Conversion	0	0	0	0	0	2	0	0	0	0	0	0	0	2
Theft,Receiving Stolen Property	0	0	0	0	0	6	0	0	0	0	0	0	0	6
Trafficking With An Inmate	0	0	0	0	1	0	0	0	0	0	0	0	0	1
Unlawful Carrying Of A Handgun	0	0	0	0	1	0	0	0	0	0	0	0	0	1
Unlawful Carrying Of A Handgun-Prior Conviction Under This Section	0	0	0	0	5	0	0	0	0	0	0	0	0	5
Unlawful Firearm Poss By Serious Felon	0	0	0	5	0	0	0	2	0	0	0	0	0	7
Voluntary Manslaughter	0	1	0	0	0	0	0	0	0	0	0	0	0	1
Unknown	0	0	0	0	0	0	0	0	0	0	0	0	18	18
Total	4	6	28	34	96	97	11	18	3	0	6	0	18	321

# County of Commit

January 2025 County of Commit

Table 2: County of Commitment

County	DOC	Community Corrections	Jail DOC Contract	Jail Felony F6 Diversions	County Totals
Adams	120	46	1	23	190
Allen	1758	484	11	10	2263
Bartholomew	232	138	22	27	419
Benton	30	7	0	1	38
Blackford	73	38	0	4	115
Boone	171	106	3	15	295
Brown	52	12	20	4	88
Carroll	69	45	0	4	118
Cass	221	110	3	13	347
Clark	182	119	4	22	327
Clay	89	139	2	3	233
Clinton	153	73	2	22	250
Crawford	30	9	0	4	43
Daviess	73	135	1	7	216
Dearborn	270	77	3	13	363
Decatur	189	21	2	22	234
Dekalb	185	56	1	10	252
Delaware	392	193	14	2	601
Dubois	105	101	0	0	206
Elkhart	1215	379	28	10	1632
Fayette	136	91	4	3	234
Floyd	162	79	4	20	265
Fountain	44	33	5	0	82
Franklin	41	2	0	2	45
Fulton	68	31	2	14	115
Gibson	120	39	1	20	180
Grant	261	85	3	15	364
Greene	137	32	9	23	201
Hamilton	314	400	10	21	745
Hancock	110	98	2	24	234
Harrison	102	40	6	8	156
Hendricks	300	146	11	36	493
Henry	214	38	6	14	272
Howard	313	271	2	42	628
Huntington	308	52	6	17	383
Jackson	162	106	4	15	287
Jasper	84	45	1	3	133
Jay	196	6	0	16	218
Jefferson	284	296	9	16	605
Jennings	102	108	2	17	229
Johnson	396	221	11	19	647
Knox	162	100	6	0	268
Kosciusko	242	76	4	29	351
LaGrange	83	42	2	36	163
LaPorte	364	259	9	0	632
Lake	879	323	20	72	1294
Lawrence	210	66	5	7	288

Madison	1116	529	4	8	1657
Marion	4536	2909	47	12	7504
Marshall	261	85	1	13	360
Martin	27	40	0	1	68
Miami	75	25	1	0	101
Monroe	223	249	3	10	485
Montgomery	149	41	1	14	205
Morgan	185	31	4	20	240
Newton	47	7	2	4	60
Noble	204	59	4	16	283
Ohio	35	11	0	0	46
Orange	101	2	0	6	109
Owen	45	86	3	2	136
Parke	46	11	1	0	58
Perry	82	85	2	5	174
Pike	64	46	1	0	111
Porter	220	41	8	9	278
Posey	148	67	0	0	215
Pulaski	43	33	1	13	90
Putnam	74	32	1	4	111
Randolph	42	12	0	2	56
Ripley	124	24	3	14	165
Rush	51	34	2	3	90
Saint Joseph	958	212	7	79	1256
Scott	127	136	3	6	272
Shelby	227	97	1	4	329
Spencer	46	64	0	0	110
Starke	53	35	0	1	89
Steuben	129	69	2	7	207
Sullivan	81	25	0	4	110
Switzerland	64	15	0	3	82
Tippecanoe	835	348	2	7	1192
Tipton	10	89	0	0	99
Union	12	10	0	0	22
Vanderburgh	966	269	11	7	1253
Vermillion	65	26	0	6	97
Vigo	391	331	2	8	732
Wabash	236	67	2	12	317
Warren	29	8	0	17	54
Warrick	73	13	0	5	91
Washington	124	8	2	32	166
Wayne	397	22	7	14	440
Wells	142	10	6	3	161
White	65	46	0	0	111
Whitley	138	61	4	22	225
Unknown	50	0	0	0	50
Totals	24519	11793	399	1098	37809

---

*Note:*

Jail counts are from December 30, 2024

# Population Trend

January 2025 Population Trend Summary

Table 3: Population Trend

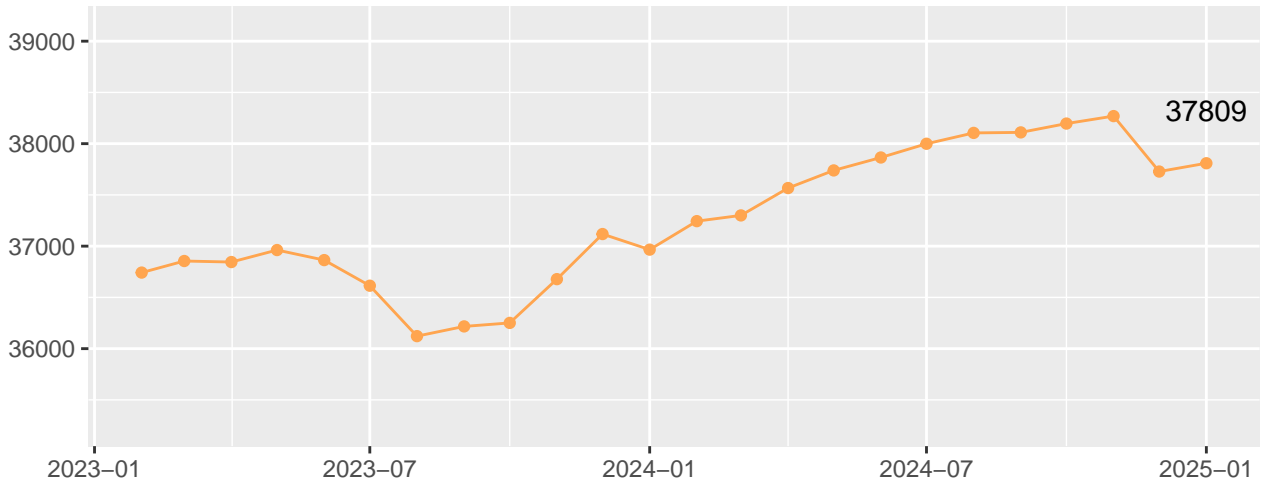
Date	DOC Adult	Community Corrections	Jail DOC Contract	Jail Felony F6 Diversions	Total	IDOC Felony F6
02/01/2023	22978	11578	327	1859	36742	
03/01/2023	23052	11647	365	1791	36855	
04/01/2023	23034	11631	423	1757	36845	
05/01/2023	23151	11631	423	1757	36962	
06/01/2023	22830	11627	618	1789	36864	
07/01/2023	22503	11542	850	1719	36614	
08/01/2023	22401	11438	710	1573	36122	
09/01/2023	22381	11472	696	1668	36217	
10/01/2023	22454	11520	598	1679	36251	
11/01/2023	22768	11606	702	1602	36678	
12/01/2023	22936	11775	871	1536	37118	
01/01/2024	23136	11608	944	1278	36966	
02/01/2024	23374	11633	863	1374	37244	
03/01/2024	23620	11633	771	1276	37300	
04/01/2024	23787	11775	741	1264	37567	
05/01/2024	23854	11800	793	1292	37739	
06/01/2024	24026	11772	810	1257	37865	1507
07/01/2024	24147	11750	818	1284	37999	1527
08/01/2024	24276	11877	766	1186	38105	1574
09/01/2024	24178	11980	766	1186	38110	1546
10/01/2024	24179	12042	833	1142	38196	1533
11/01/2024	24373	11921	833	1142	38269	1603
12/01/2024	24271	11874	492	1091	37728	1576
01/01/2025	24519	11793	399	1098	37809	1638

*Note:*

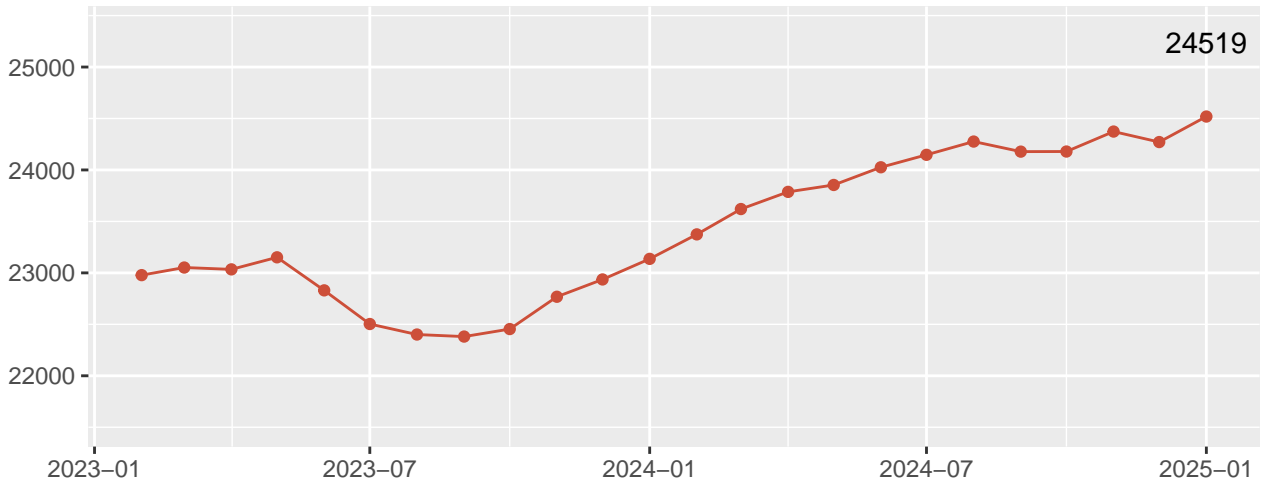
Jail counts are from December 30, 2024



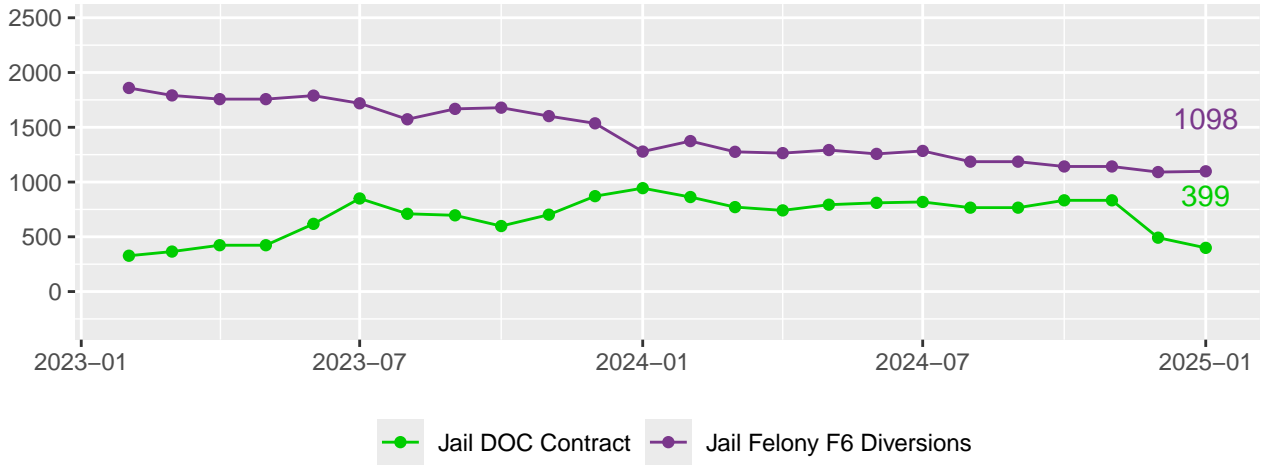
Graph 1: Population Trend, Total



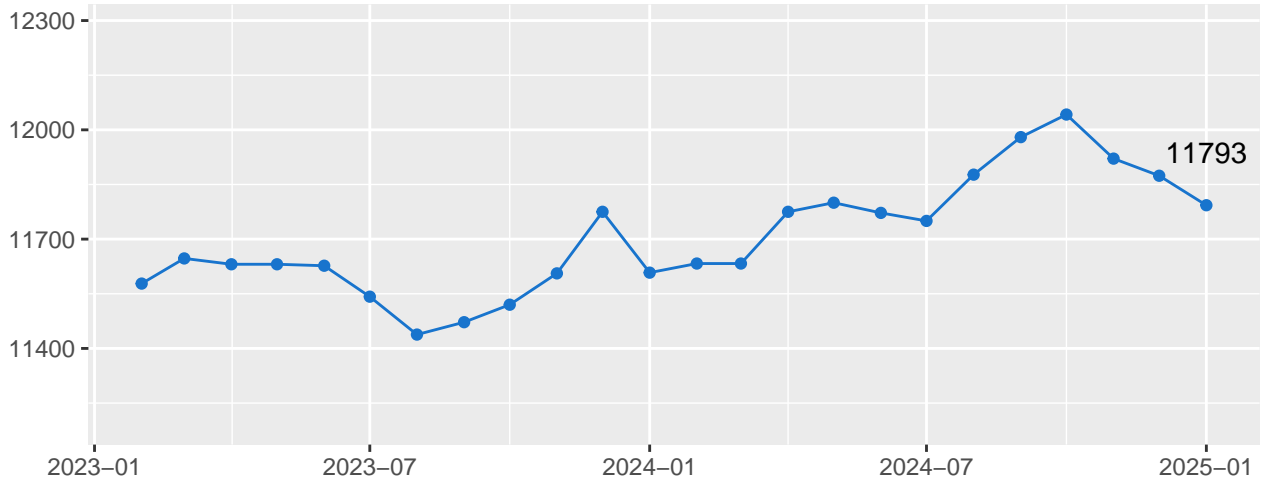
Graph 2: Population Trend, DOC Adult



Graph 3: Population Trend, Jail



Graph 4: Population Trend, Community Corrections



# DOC Facility Population & Capacity

January 2025 Population & Capacity By Facility

Table 4: Inmates Housed and Bed Capacity by Facility

FACILITY	POPULATION	BEDS	CAPACITY %
Bartholomew County Re-Entry Center	1	0	Inf%
Branchville Correctional Facility	1478	1533	96.41%
Chain Olakes Correctional Facility	89	140	63.57%
Correctional Industrial Facility	1315	1475	89.15%
Edinburgh Correctional Facility	273	344	79.36%
Heritage Trail Correctional Facility	892	963	92.63%
Indiana State Prison	2414	2487	97.06%
Indiana Womens Prison	685	727	94.22%
Lake County Re-Entry Center	2	10	20%
Madison - Jefferson Co WR	102	102	100%
Madison Correctional Facility	718	848	84.67%
Miami Corr. Level 4 Facility	1843	3188	57.81%
New Castle Correctional Facility	3016	3249	92.83%
Pendleton Correctional Facility	1498	2021	74.12%
Plainfield Correctional Facility	1605	1691	94.91%
Putnamville Correctional Facility	2008	2212	90.78%
Reception Diagnostic Center	685	695	98.56%
Rockville Correctional Facility	980	1253	78.21%
South Bend Community Re-Entry Center	130	201	64.68%
Wabash Valley Correctional Institution	2065	2216	93.19%
Westville Correctional Facility	2720	3014	90.25%
Total	24519	28369	86.43%

*Note:*

Operational Bed Capacity includes beds that are occupied, available, held, and down

## Notes Page

- (1) Benton, Franklin, & Newton are not state established Community Corrections programs under IC 11-12. As of February 2022, the Community Corrections population reflects the number of active individuals by their county of commitment on the last Tuesday of the month. This population includes all pre & post convictions and excludes Community Transition Program (CTP) and Juveniles.
- (2) Community Corrections data for county of commitment as of 01/01/2025.
- (3) As of January 1, 2021, all Marion County Community Corrections Pretrial participants were transferred to Marion County Probation for supervision, resulting in a significant decrease in the total population. As of January 1, 2023 Pretrial participants were transferred back to Marion County Community Corrections for supervision, resulting in a significant increase in the total population.
- (4) As of January 2022, all Community Corrections data is self-reported and uniformly collected under the Supervised Release System (SRS). Community Corrections population may be supervised by other county agencies than their county of commitment. Community Corrections agencies may also administer or oversee additional types of services, treatments, or grant programs as part of the Community Corrections & Justice Reinvestment Grants (i.e., Probation, Pretrial Services, Court Recidivism Reduction Programs, Prosecutor's Diversion, and Jail Treatment programs) that are not reflected in this data as of 1/1/2020.
- (5) IDOC Felony F6 is the count of offenders whose most serious offense is a felony level F6 currently housed in an IDOC facility.

### Graph 5: Adult Admission Trend: Old vs New Felony Levels

(Chart does not include Murder)

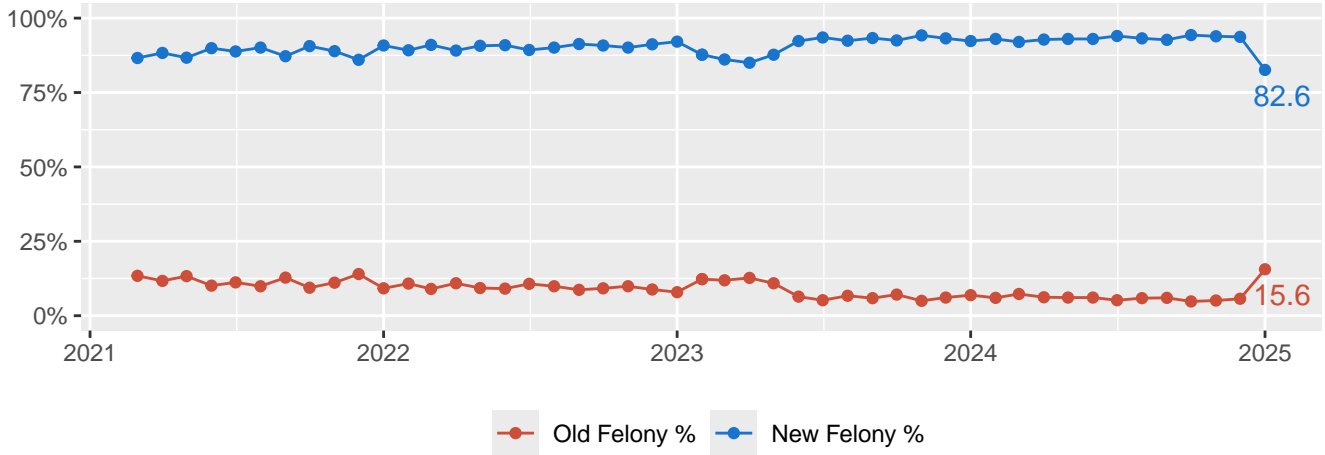


Table 5: Adult Admission Trend: Old vs New Felony Levels

Date	Old	New	Murder	Total	Old Felony %	New Felony %
November 2024	58	946	6	1010	5.7%	93.7%
December 2024	50	265	6	321	15.6%	82.6%

### Graph 6: Facility Population: New Felony Levels

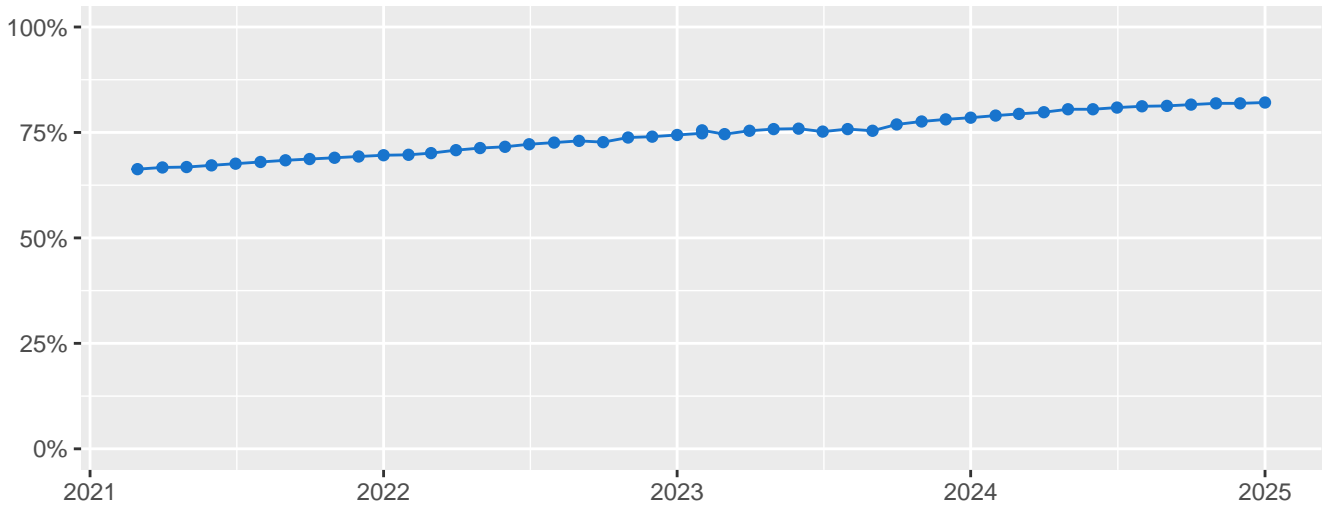
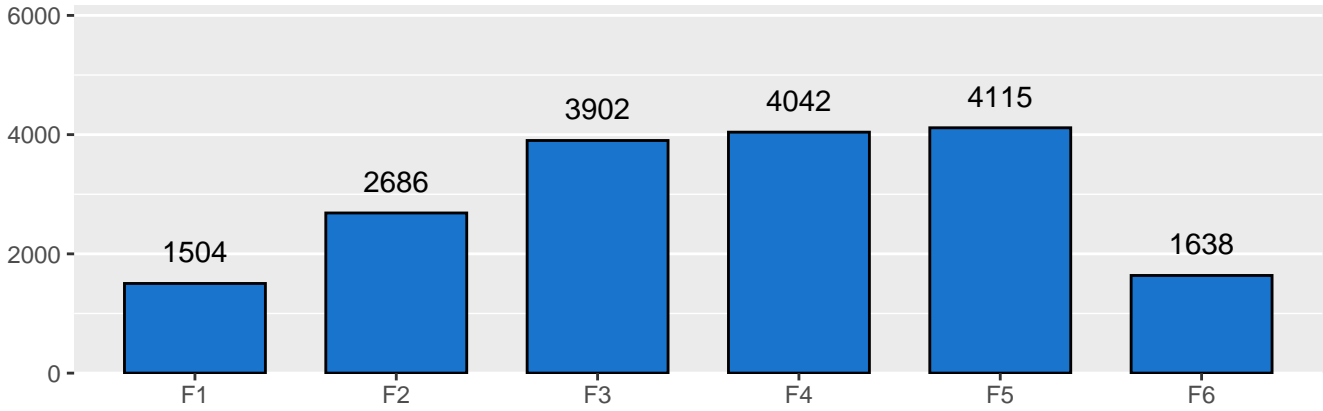


Table 6: Facility Population: New Felony Levels

Date	Old	New	Murder	Total	Old Felony %	New Felony %
November 2024	3889	17632	2718	24239	18.1%	81.9%
December 2024	3908	17887	2724	24519	17.9%	82.1%

Graph 7: Distribution of New Felony Levels by Most Serious Offense



Graph 8: Admission and Release Totals

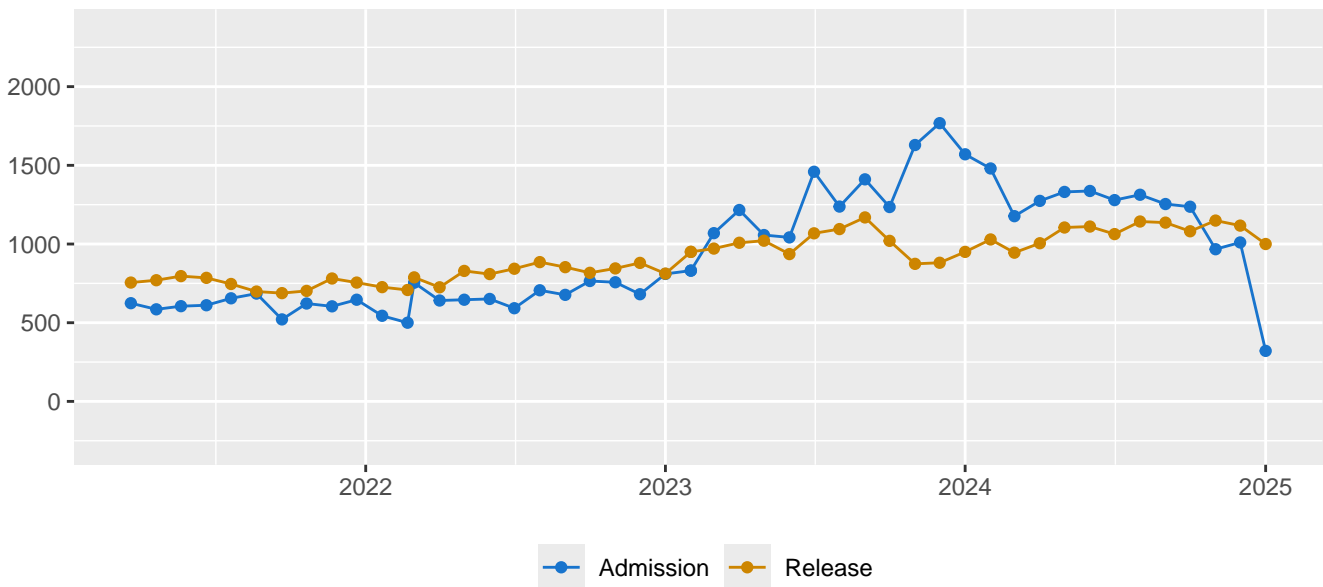


Table 7: Admission Totals

Date	New Commit	Technical	Other	Total Admissions
November 2024	680	237	93	1010
December 2024	115	117	89	321

Table 8: Release Totals

Date	Parole	Probation	Discharge	CTP	Community Corrections	Other	Total Releases
November 2024	566	291	182	66	49	12	1117
December 2024	496	290	139	64	23	11	1000

Graph 9: Facility Capacity by Security Level

