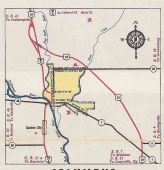
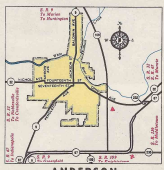
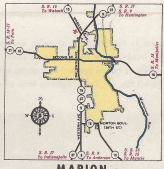
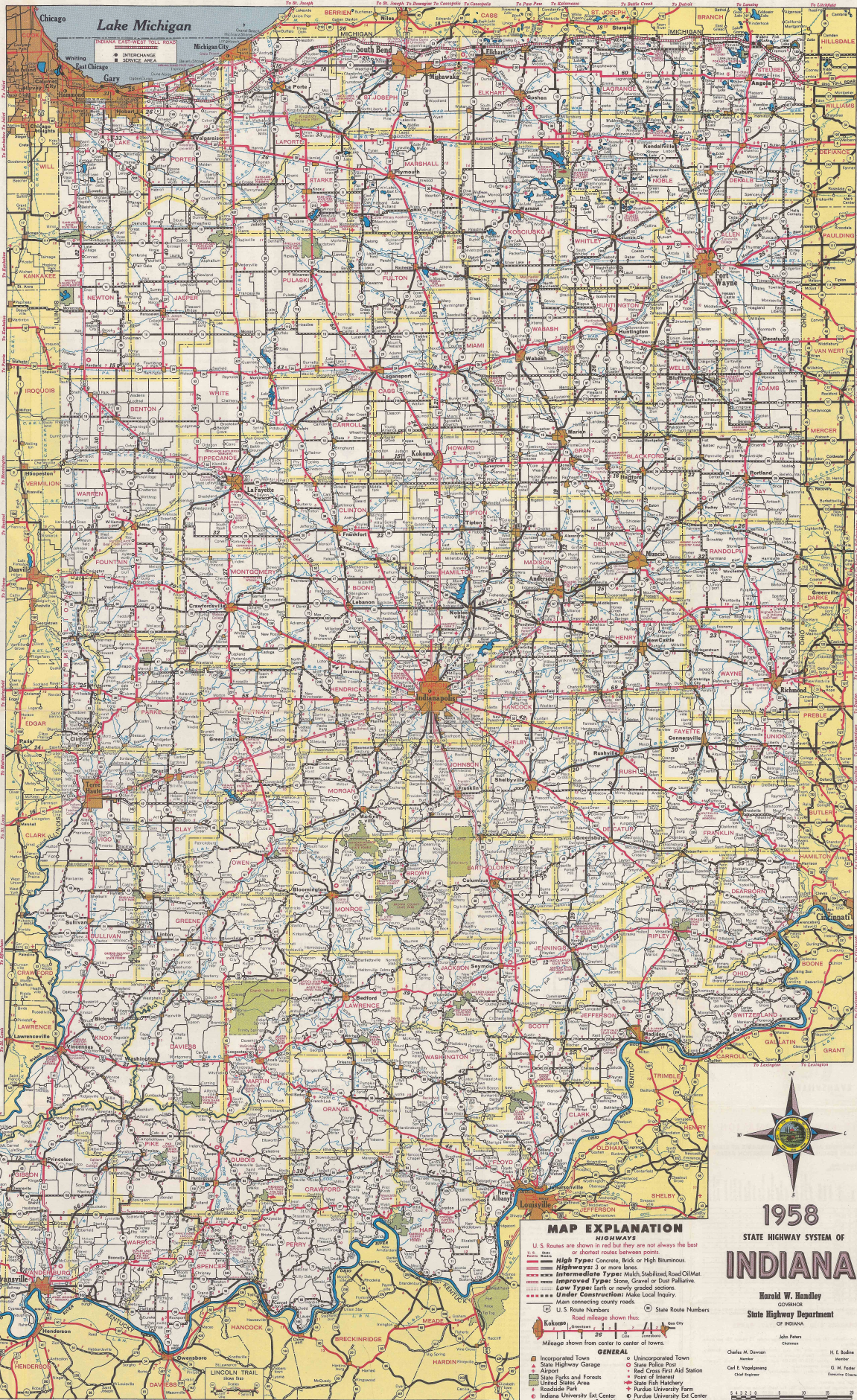


Speed Limits on Indiana East-West Toll Road only-- Trucks (over 5000 lbs.) 55 M.P.H.-- Busses 60 M.P.H.-- other Vehicles 65 M.P.H.



STATE
SPEED
LIMIT
65

LEGAL
SPEED LIMIT
TRUCKS
45 M.P.H.
BUSSES
55 M.P.H.



MAP EXPLANATION

U.S. Routes are shown in red but they are not always the best or shortest routes between points.

- High Types:** Concrete, Brick or High Bituminous
- Highways:** 3 or more lanes
- Intermediate Type:** Multi-Subdivided, Road Cut, Improved Types: Stone, Gravel or Dual Surface.
- Low Type:** Earth or newly graded sections.
- Under Construction:** Make Local Inquiry.
- Main connecting county roads.**

U.S. Route Numbers
Road mileage shown thus: State Route Numbers

Kilometers
Road mileage shown thus: State City

Mileage shown from center to center of towns

GENERAL

- Incorporated Town
- State Highway Garage
- State Police Post
- Red Cross First Aid Station
- State Parks and Forests
- United States Area
- State Fish Hatchery
- Public University Farm
- Indiana University East Center
- State Memorial
- Unincorporated Town
- State Police Post
- Red Cross First Aid Station
- Point of Interest
- State Fish Hatchery
- Public University Farm
- Indiana University East Center
- State Memorial

There is no such thing as a safe railroad crossing. Approach all of them with caution and be ready to stop.

Center and lane lines and NO-PASSING markers are life-lines. Never cross a no-passing line.

Scale of Miles



1958
STATE HIGHWAY SYSTEM OF
INDIANA

Herald W. Hanley
GOVERNOR

State Highway Department
OF INDIANA

John Pines
Director

Charles M. Davison
Member

Carl E. Tompkins
Chief Engineer

H. E. Bodine
Member

G. M. Sauer
District Engineer

SIGNS OF LIFE

... means come to a complete STOP. Look both ways to make the way is clear before proceeding.

DO NOT PASS

INFORMATION, GUIDE & ROAD SIGNAGE used for various traffic conditions. Look for the Stop Sign - No Parking - Speed Limit - Advance Warning - Side Road

WARNING SIGNS
Used for intersections and other hazardous conditions.

RAILROAD-Slow down! Beware of crossing! Beware of crossing! Beware of crossing!

YIELD-that is, slow down or stop - to give right-of-way to cross traffic at intersection.

When **FLASHER** is RED, stop. When **FLASHER** is YELLOW, stop - almost - go SLOW and watch for pedestrians.

GO ONLY ON GREEN. Never on yellow. Stop when almost - Watch for pedestrians.

Enjoy Your Trip-Drive Safely!

