



## Web Application – Log In and Password Reset

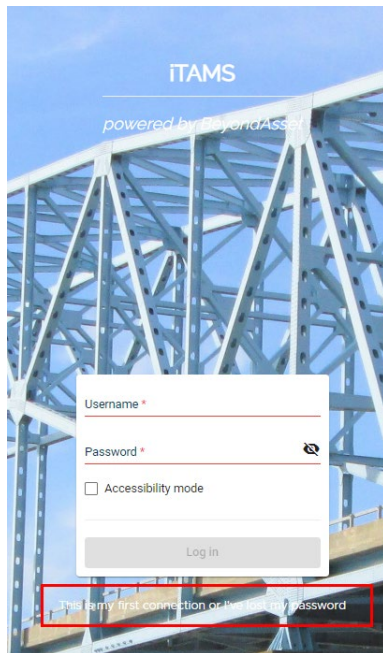


<https://itams.sixense.co/login>

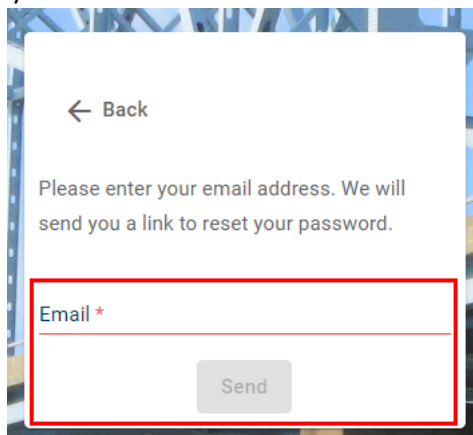


### Setting Password Instructions:

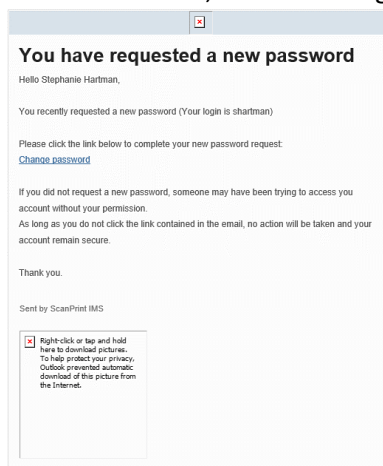
- After clicking the URL to iTAMS Production you will be taken to the login screen
- Click “This is my first connection or I’ve lost my password”



- 
- Enter in your email address and click send



- 
- You will receive an email, click on Change password





- Create a password
  - Password length must be between 7-30 characters

iTAMS  
powered by BeyondAsset

← button.back

loginpage.password \*

confirm loginpage.password \*

confirm

- password.length
- password.must.contain 1 letter.uppercase
- password.must.contain 1 letter.lowercase
- password.must.contain 1 pin.number
- password.must.contain 1 letter.special: @\$!#%\*?&