

# INDOT Achievements



2024

## KPI Goals

- Green represents successful achievement goal for each KPI.
- Yellow represents satisfactory achievement goal for each KPI.

## INDOT Goals – Taking INDOT to the Next Level

- Focus on Safety
- Plan for the Future
- Excellence in Core Service Delivery
- Enhance Internal Services
- Intentional Partnership

## INDOT Mission

Collaboratively plan, build, and maintain safe and innovative transportation infrastructure that enhances quality of life, drives economic growth, and accommodates new modes of transport.

## Economic Development

INDOT is committed to delivering a transportation network that fuels Indiana's economy and aids in the state's economic development of communities and businesses of all sizes. Project selection is data driven, judgement informed, and financially constrained. INDOT assesses all projects according to economic development, asset condition, safety, and mobility and works closely with partners at the Indiana Economic Development Corporation to plan and develop infrastructure projects that help support current and future IEDC initiatives.

Recent examples include:

- Amazon Data Center**  
New Carlisle: Interchange construction at U.S. 20 and State Road 2
- LEAP District**  
Lebanon: Interchange at I-65, realignment of S.R. 32
- Malarkey Roofing**  
Anderson: Road cut on S.R. 109
- Steel Dynamics**  
Whitley County: Interchange construction on U.S. 30
- Sweetwater**  
Allen County: Interchange construction on U.S. 30

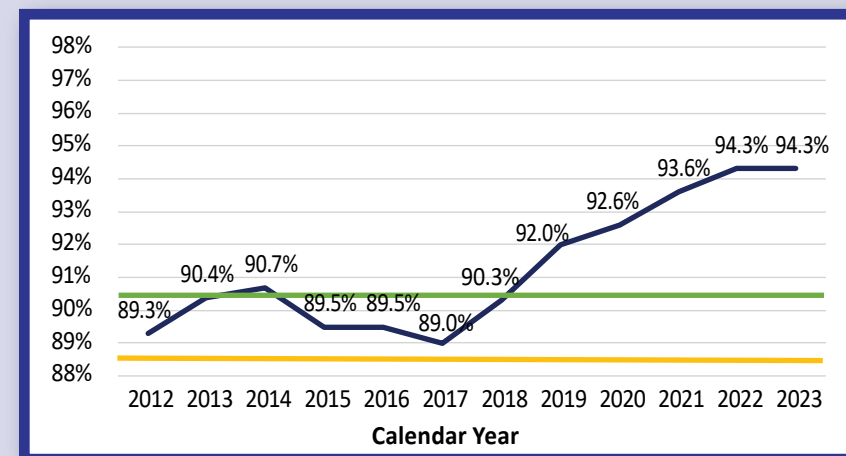
## Next Level Roads Plan & Goals

Between 2017 and 2037 INDOT will have invested \$60 billion in preservation and construction projects.

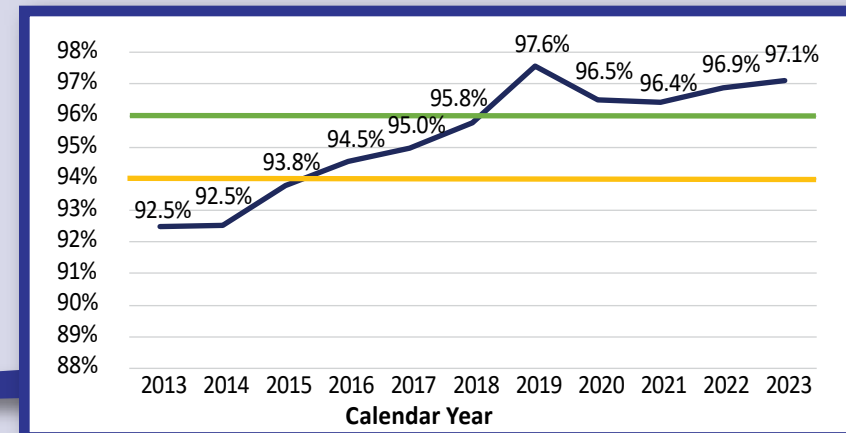
### Plan Goals:

- 95% of all state-maintained pavement in fair or better condition by 2037
- 98% of all state-maintained bridges in fair or better condition by 2037

### Roads in Fair or Better Condition



### Well-Maintained Bridges



## INDOT At-A-Glance

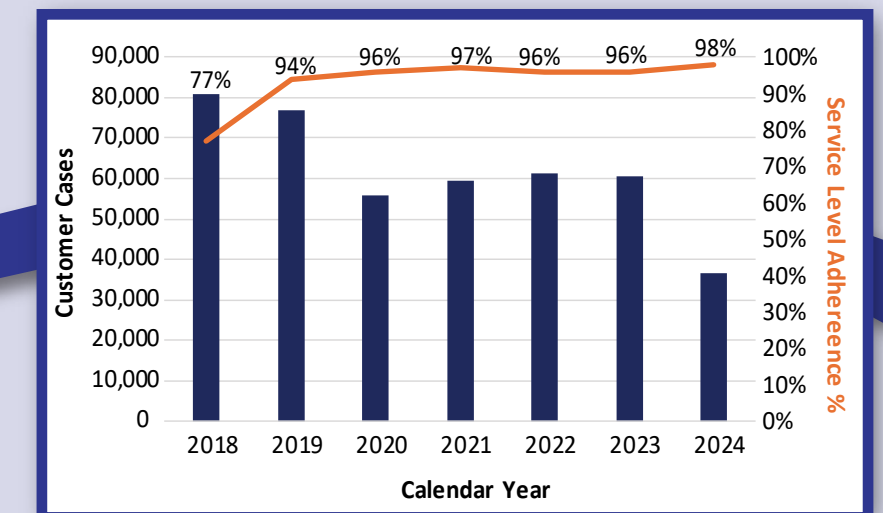
- Six district offices and a Central Office
- Approximately 3,600 employees
- 29,140 total roadway lane miles
- 5,771 bridges
- Impacts, cities, town, and communities in all 92 Indiana counties

## Maintenance & Operations

Since FY 2016, INDOT has:

- Seal Coated 11,870 lane miles
- Crack Sealed 39,985 lane miles
- Replaced 163,598 sheet signs
- Applied 206,865 miles of centerline or edge line striping
- Plowed 25,665,716 roadway miles in winter operations

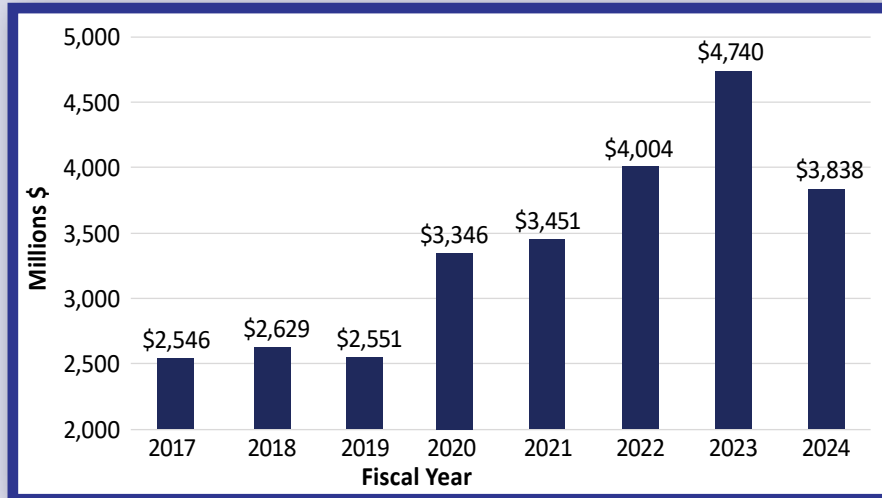
## INDOT4U Customer Service



Calendar Year 2018 and 2024 reflect partial year Customer Service activities.

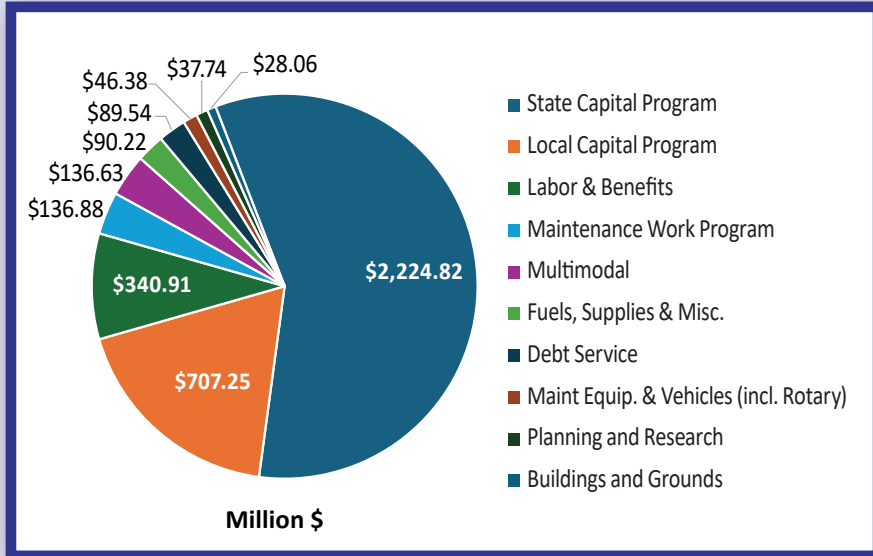
# INDOT Financials

## 2017-2024 Obligations



FY 2022 Obligations were supplemented by \$177 million in COVID stimulus and \$205 million in ARPA federal funding stimulus. FY 2023 Obligations were supplemented by \$900 million in ARPA federal funding.

### Fiscal Year 2024 Obligations



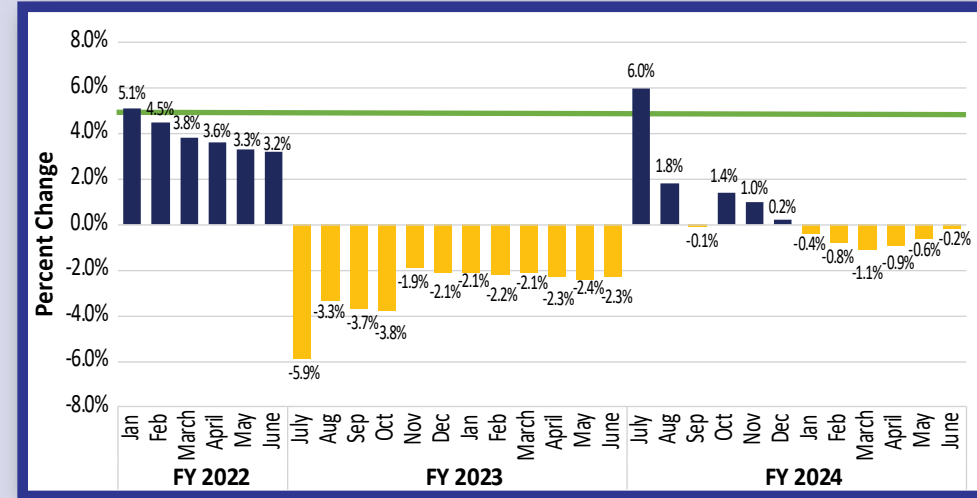
### Fiscal Year 2024 Obligations

INDOT's FY 2024 \$3.83 billion in obligations includes:

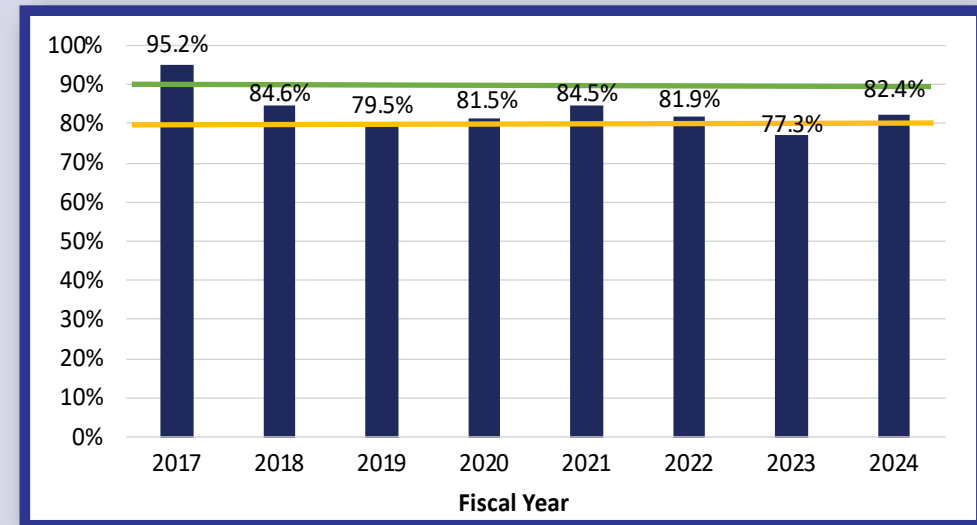
- \$2.23 billion annual state capital program
- \$707.3 million in local capital program
- \$633.8 million annual operating
- \$136.6 million in multimodal
- \$89.6 million in debt service

# Construction Costs & Contracts

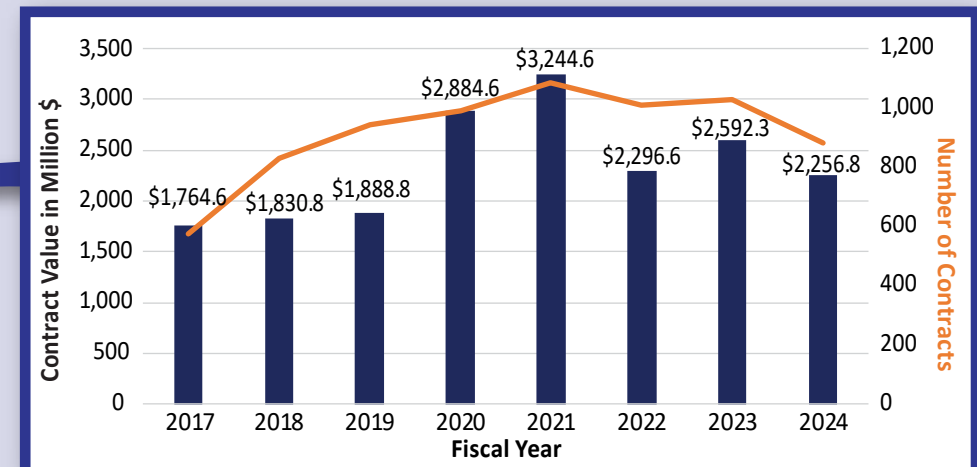
## Net Change in Construction Costs



### Construction Contracts Completed on Time



### Contract Activity



Contract activity includes Contract Administration awarded construction and consultant contracts. The 2017 tax change resulted in more than a 20% increase in the number of construction and consultant contracts and doubled the dollar value processed.

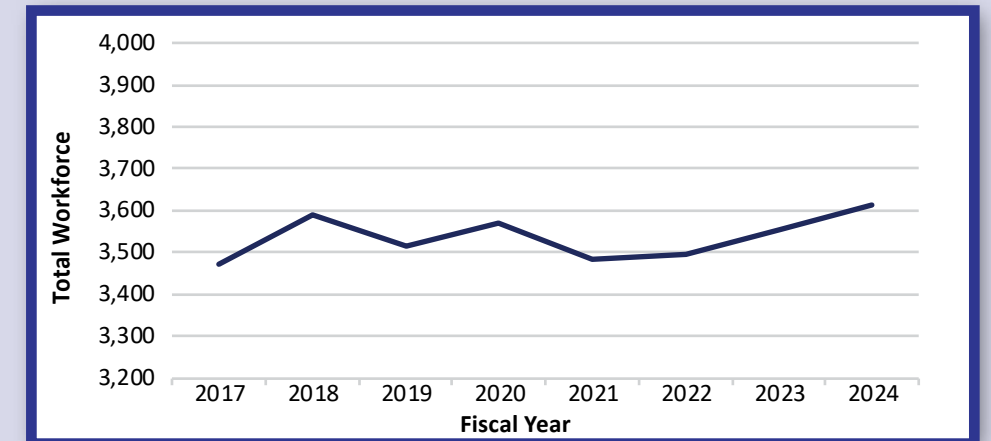
# Community Crossings Matching Grant Awards

## 2016-2024 Matching Grant Awards



Since 2016, the state of Indiana has partnered with cities, towns, and counties to provide nearly \$1.7 billion in state funds to support local road and bridge projects.

# INDOT Workforce



Fulltime employee headcount on June 30 of each Fiscal Year.

**AMERICA'S TOP STATES FOR BUSINESS**

For the eighth consecutive year, Indiana has placed within the top 10 in the nation for infrastructure in CNBC's "America's Top States for Business" rankings.

Indiana Department of Transportation  
 100 North Senate Avenue, Room N758  
 Indianapolis, IN 46204  
[www.in.gov/indot](http://www.in.gov/indot)



September 2024

