

NIRPC Full Commission Meeting
NIRPC, 6100 Southport Road, Portage, IN
January 19, 2017
Minutes

Call to Order

Chairman Jim Ton called the meeting to order at 9:05 a.m. with the Pledge of Allegiance. Commissioners present included Kyle Allen, Jr., Jeannette Bapst, John Bayler, Geof Benson, Robert Carnahan, Christine Cid, Anthony Copeland, John Costas, Bill Emerson, Jr., Will Farrellbegg, Sylvia Graham, Michael Griffin, Richard Hardaway, Jack Jeralds, Tim Jones, Justin Kiel, Cary Kirkham, Tom McDermott, Jr., Blair Milo, Diane Noll, Ray Poparad, Lori Reno, Dave Shafer, Fred Siminski, Greg Stinson, Mary Tanis, James Ton, and George Topoll.

Guests present included Jim Biggs, Mary Brown, Justin Mount, Rick Powers, Matt Keiser, Jon Krueger, Jeff Huet, Rebecca Williams, Don Oliphant, Christopher Murphy, Salvatore DiBernardo, Sanjay Patel, David Wright, Mike Yacullo, James Nowacki, Tim Zorn and Andrew Steele. Joyce Newland participated via conference phone.

Staff present included Ty Warner, Dave Hollenbeck, Angie Hayes, Kathy Luther, Jody Melton, John Smith, Eman Ibrahim, Gary Evers, Mitch Barloga, Scott Weber, James Winters, Stephen Sostaric, Sarah Geinosky and Mary Thorne.

New Appointments to the Commission

Dave Hollenbeck announced new appointments to the Commission of Andrew Kyles for the City of Crown Point, Mary Tanis for the Town of Dyer, Tim Jones for the Town of Kouts and Ray Poparad for the Town of Burns Harbor. The Porter County Board of Commissioners appointed Jim Biggs at their meeting; the letter of appointment is forthcoming.

Approval of Minutes

On a motion by Geof Benson and a second by Kyle Anderson, Jr., the minutes of the December 8, 2016 meeting of the Executive Board were approved as submitted.

Report of the Executive Director

Ty Warner encouraged the new Commissioners to contact staff as needed for assistance. The NIRPC 2016 Year in Review was available, and is a web-based document. NIRPC received a Certificate of Achievement for Excellence in Financial Reporting Award and the Commission applauded Angie Hayes and the Finance Department. NIRPC has a new website that launched with the new year; some of the new content is still under development. Ty Warner presented Jody Melton with an award for 35 years of service and John Smith for 40 years of service to the agency.

Finance & Personnel Committee

Diane Noll reported that the Finance & Personnel Committee met this morning and action is needed on three items. The agreement between NIRPC and South Shore Clean Cities for provision of professional education and training services was adopted on a motion by Diane Noll and a second by Geof Benson. The Agreement between NIRPC and Responsive Management for the Air Quality Survey was adopted on a motion by Diane Noll and a second by Greg Stinson. Resolution 17-01 establishing an Internal Control System and Policy and a Materiality/Irregular Variances, Losses and Shortages Policy was adopted by the Commission on a motion by Diane Noll and a second by Michael Griffin.

Legislative Committee

Blair Milo gave a follow-up report from the November 2016 meeting of the Legislative Committee, which will meet as needed to identify and discuss issues relative to transportation both at the state level and at the federal level working with the National Association of Regional Councils. The committee will continue to monitor progress in support of the West Lake Corridor and NICTD double tracking. NIRPC Delegates will attend the February NARC conference and visit with congressional delegations regarding issues relevant to Northwest Indiana.

Environmental Management Policy Committee

Geof Benson said the Environmental Management Policy Committee had a joint meeting in November with the Urban Waters Partnership. The next meeting will be on February 2 at 9 a.m. at NIRPC.

Report of the Chair

Jim Ton thanked the Commission for helping to celebrate NIRPC's 50th anniversary last month. The new committee structure is in place, implementing the structure spearheaded the previous year by Mayor Milo. The Nominating Committee produced a slate of nominations as follows:

Michael Griffin	Chair
Geof Benson	Vice Chair
Diane Noll	Secretary
Karen Freeman-Wilson	Treasurer
Executive Board:	
Lake County:	Anthony Copeland
Lake County:	Tom McDermott
LaPorte County:	Blair Milo
LaPorte County:	Justin Kiel
Porter County:	Jim Ton
Porter County:	Greg Stinson

The continued appointment of Rep. Ed Soliday as the Governor's appointee to the Executive Board is assumed. There were no nominations from the floor. On a motion by Jon Costas and a second by Kyle Allen, Jr., the Commission voted to adopt the 2017 slate as presented. Jim Ton turned the gavel over to newly-elected Chairman Michael Griffin. To celebrate his service as 2016 Chairman, Michael Griffin and Ty Warner presented Jim Ton with the Gavel Plaque. Michael Griffin recognized NIRPC past Chairs present at the meeting: Dave Shafer, Jon Costas, Blair Milo, Tom McDermott and Jim Ton. The 2017 Schedule of Meetings was available in the packet.

Technical Planning Committee

Michael Griffin reported that the Technical Planning Committee met on January 10 and heard an overview of the vision and principles of the *2040 Comprehensive Regional Plan*. Goals, objectives and implementation projects will be presented at future meetings. Stephen Sostaric presented the Regional Corridors Study Public Comment Report, which had no adverse comments.

Eman Ibrahim gave a brief presentation on the Regional Corridors Study Plan and explained Resolution 17-02 for adoption. On a motion by George Topoll and a second by Kyle Allen, Jr., the Commission voted to adopt Resolution 17-02, the Regional Corridors Study Plan.

Amanda Pollard explained Resolution 17-03, Amendment #33 to the FY 2016-2019 Transportation Improvement Program consisting of one project for the City of Portage. She explained that the two Valparaiso projects listed will be deleted from this amendment and will be included in a later amendment. On a motion by Jon Costas and a second by Kyle Allen, Jr., the Commission voted to adopt Resolution 17-03, Amendment #33 as amended.

The Transportation Policy Committee will meet on February 14, 2017 at 9:00 a.m. at NIRPC.

Indiana Department of Transportation

Rick Powers announced several staffing changes. INDOT's new Commissioner is Joe McGinnis, former Mayor of Franklin. Lyndsay Quist is on maternity leave. Brandye Hendrickson left INDOT to become the Commissioner for State Personnel. Louis Torres is now Inspector General. Randy Gallagher, Operations Deputy is going to Purdue. In other news, the copper wire thief has been caught.

Other Business

Tom McDermott, pleaded strongly for a resolution of support for the Cline Avenue Bridge which has still not been built more than seven years after being condemned by the state. Traffic is still diverted to local roads in East Chicago, Hammond and Whiting and no state money is forthcoming to assist in this infrastructure. Anthony Copeland said that when the state declined to replace the bridge, privatization was the available alternative. Mitch Barloga indicated he had already been speaking with the Figg Group, and offered to contact the consultants to give a presentation at a future NIRPC meeting.

Joyce Newland said USDOT will be conducting its regular four-year review of the metropolitan planning process for northwest Indiana in July.

Public Comment

James Nowacki, Gary resident, said he walked from Gary to Indianapolis in support of the legalization of medical marijuana in Indiana and gave his thoughts on striping of the roads along the way. He asked everyone to support SB 255 to legalize medical marijuana in Indiana.

Announcements

Robert Carnahan announced the second annual Winter Wine Tasting event on Saturday, February 4 at The Lighthouse Restaurant.

Adjournment

Hearing no other business, Michael Griffin adjourned the meeting at 10:00 a.m.

A Digital MP3 of this meeting is filed. Contact Mary Thorne at the phone or email below should you wish to receive a copy of it. DVD recordings will be available once they are received by NIRPC from the videographer.

For requests for alternate formats, please contact Mary Thorne at NIRPC at (219) 763-6060 extension 131 or at mthorne@nirpc.org. Individuals with hearing impairments may contact us through the Indiana Relay 711 service by calling 711 or (800) 743-3333.

The Northwestern Indiana Regional Planning Commission (NIRPC) prohibits discrimination in all its programs and activities on the basis of race, color, sex, religion, national origin, age, disability, marital status, familial status, parental status, sexual orientation, genetic information, political beliefs, reprisal, or because all or part of an individual's income is derived from any public assistance program.

NIRPC Executive Board Meeting
6100 Southport Road, Portage, IN
February 16, 2017
Minutes

Call to Order

Chairman Michael Griffin called the meeting to order at 9:00 a.m. with the Pledge of Allegiance. Executive Board members present included Geof Benson, Karen Freeman-Wilson, Michael Griffin, Justin Kiel, and James Ton. As there was no quorum, Michael Griffin announced the meeting would be informational only and no vote would take place.

Other Commissioners present included Christine Cid, Jeff Larson, Roger Miller, Rich Mrozinski, Brian Snedecor and George Topoll.

Guests present included Rick Powers, Randy Strasser, Don Oliphant, Bill McCall, David Wright, Jonathan Kruger and Andrew Steele. Joyce Newland participated via conference phone.

Staff present included Ty Warner, Dave Hollenbeck, Angie Hayes, Kathy Luther, Mitch Barloga, Amanda Pollard and Mary Thorne.

New Appointments to the Commission

Dave Hollenbeck announced new appointments to the Commission of Jeff Larson, President of the Porter County Council, Christian Jorgensen, Councilman for the Town of St. John Town and Rich Mrozinski, Jr. President of the LaPorte County Board of Commissioners.

Approval of Minutes

The minutes of the January 19, 2016 meeting of the Full Commission were available and would be approved at the next meeting in March.

Report of the Chair

Michael Griffin said that the resolution supporting the expedited construction of the Cline Avenue Bridge which was requested by Tom McDermott, Jr. will go before the Full Commission at the April meeting for a vote. The resolution, if approved, will go to the Governor and INDOT. Michael Griffin briefly explained NIRPC's dual function as both a Metropolitan Planning Organization and a Council of Governments and the restructuring of the topical committees. The preference surveys will go out shortly.

Report of the Executive Director

Ty Warner reported on the National Association of Regional Council's Conference this week. NIRPC's representation on the NARC Board include Geof Benson as Senior Vice President, Dave Shafer as past President and Blair Milo as a member of the Board. Legislative meetings were held with Pete Visclosky, Jackie Walorski, Todd Young and Joe Donnelly. Topics of discussion included the need for a sustainable transportation funding mechanism when the FAST Act expires and the desire by most metropolitan planning organizations for rescission of the federal MPO rulemaking by USDOT which would effectively combine NIRPC with the Chicago MPO (CMAP) and the southeastern Wisconsin MPO (SEWRPC). This action would put projects in our TIP in stiff competition for funding. NIRPC and the other MPOs are against this rulemaking. The Trump Administration issued a 10-page conceptual white paper about transportation priorities with significant emphasis on public-private partnerships. The Democratic Party released a plan but no funding sources were identified.

Geof Benson added that there is support from both the Democrats and Republicans to draft a request to remove the MPO rulemaking. There were a lot of helpful seminars and speakers at the conference and it was noted that some regional councils have incorporated autonomous vehicles in their long range transportation plans.

Ty Warner said that the newest developed space in the building will house Purdue Northwest and South Shore Leadership Center. Once all remodeling is finished, an open house may be planned.

Finance & Personnel Committee

Karen Freeman-Wilson reported that the Finance & Personnel Committee met this morning and action on three items was recommended by the committee. The first is two procurement recommendations for the Deep River – Burns Waterway Watershed Initiative Cost Share Program and two vehicle replacements for LaPorte TransPorte. There is also a proposed budget amendment and a contract amendment for the Hobart Transit Feasibility Study. The procurement action is time-sensitive. Dave Hollenbeck said there is a ratification statute in Indiana and the only risk is if the action is not ratified by the appropriate body. Jim Ton motioned to recommend the procurement recommendation for approval, seconded by Geof Benson with the caveat of ratification by the quorum of the Executive Board at their next meeting. A roll call of the eleven Executive Board members showed the five members present voting unanimously to approve the procurement recommendation with the caveat of ratification by the quorum of the Executive Board at their next meeting; the other six members were not present. The remainder of the report will be presented at the next meeting, along with a report from this meeting on the procurement vote.

Environmental Management Policy Committee

Geof Benson said the Environmental Management Policy Committee heard a presentation from the EPA this month on the lead issue in East Chicago. Governor Holcomb declared a state of emergency in East Chicago. The committee will hear a presentation from the EPA at the April 6 meeting at 9 a.m. and the new head of IDEM is expected to attend.

Technical Planning Committee

Michael Griffin reported that the Technical Planning Committee met on February 14 and heard a presentation by Kathy Luther on the Thriving Economy goals from the *2040 Comprehensive Regional Plan*. Joe Exl presented on the *Deep River, Portage-Burns Waterway Initiative*. David Wright of the Gary Public Transportation Corporation showed a short video on transit benefits. Mitch Barloga gave a brief update on the Greenways & Blueways 2020 Plan which is slated for final adoption in June. One Transportation Improvement Program amendment was recommended by the Committee and will be brought to the NIRPC Board for adoption at their next meeting.

The Transportation Policy Committee will meet on March 14, 2017 at 9:00 a.m. at NIRPC.

Legislative Committee – Ty Warner said the committee has not met recently. HB 1002 is being examined by the state MPOs and there is an exchange provision at the end of that bill on a state – federal funding swap. There are several unknowns with the bill and its funding mechanisms. There is tight coordination between USDOT, INDOT and the 14 MPOs in the state and they are looking to insure that the communities are not harmed by the legislation.

Indiana Department of Transportation

Rick Powers reported on the importance of due diligence in road projects. He said there was new wire theft between Cline and Kennedy on 80-94. Discussion is underway about deterrents. The salt barns are full. A seven-mile stretch of SR 14 disintegrated due to the freeze-thaw cycles. A private contractor assisted in repairs by opening a hot mix plant. INDOT is working to address the rumble strip paint issue.

Other Business

Ty Warner said NICTD is offering free rides westbound for a few days for Valentine's Day; however, passengers must pay for eastbound rides.

Christine Cid thanked EMPC for addressing the concerns of East Chicago. Michael Griffin said he would pen a letter of thanks to the Governor for addressing the issues in East Chicago.

There was no request for public comment.

Adjournment

Hearing no other business, Michael Griffin adjourned the meeting at 10:00 a.m.

A Digital MP3 of this meeting is filed. Contact Mary Thorne at the phone or email below should you wish to receive a copy of it. DVD recordings will be available once they are received by NIRPC from the videographer.

For requests for alternate formats, please contact Mary Thorne at NIRPC at (219) 763-6060 extension 131 or at mthorne@nirpc.org. Individuals with hearing impairments may contact us through the Indiana Relay 711 service by calling 711 or (800) 743-3333.

The Northwestern Indiana Regional Planning Commission (NIRPC) prohibits discrimination in all its programs and activities on the basis of race, color, sex, religion, national origin, age, disability, marital status, familial status, parental status, sexual orientation, genetic information, political beliefs, reprisal, or because all or part of an individual's income is derived from any public assistance program.

FINANCE AND PERSONNEL COMMITTEE

Meeting Agenda
Thursday
February 16, 2017
8:00 a.m.
NIRPC Office
Portage, Indiana

1. **Call to Order**
2. **Meeting Minutes of February 16, 2017** *(Page 1-2)*
3. **Review of Financial Status** *(Page 3-4)*
4. **Approval of Claims Register** *(Page)*
5. **Procurement Recommendation** *(Page)*
6. **Kankakee River Basin Commission Contract** *(Page)*
7. **Title VI Program Resolution** *(Page)*
8. **Other Business**
9. **Adjournment**

The Northwestern Indiana Regional Planning Commission (NIRPC) prohibits discrimination in all its programs and activities on the basis of race, color, sex, religion, national origin, age, disability, marital status, familial status, parental status, sexual orientation, genetic information, political beliefs, reprisal, or because all or part of an individual's income is derived from any public assistance program.

Requests for alternate formats please contact Angie Hayes at (219) 763-6060 extension 104 or ahayes@nirpc.org. Individuals with hearing impairments may contact us through the Indiana Relay 711 service by calling 711 or (800) 743-3333.

NORTHWESTERN INDIANA REGIONAL PLANNING COMMISSION

FINANCE AND PERSONNEL COMMITTEE

January 19, 2017
NIRPC Dune Room
Portage, Indiana

Members Present

Karen Freeman-Wilson **Chair**
Christine Cid
Richard Hardaway

Members Absent

Anthony Copeland
Dave Shafer
Diane Noll
Greg Stinson
Robert Carnahan
Ron Meer

Staff and Others Present

Ty Warner
Angie Hayes
Allen Hammond
Kathy Luther
Dave Hollenbeck
George Topoll

Call to Order

The meeting was called to order at 8:04 a.m. by Karen Freeman-Wilson.

Approval of Minutes

Karen Freeman-Wilson presented the minutes of the January 19, 2017 meeting. Upon a motion by Richard Hardaway, seconded by Christine Cid, the Committee approved the minutes of the January 19, 2017 meeting.

Review of Financial Status

Angie Hayes presented the final expenditure report for 2016 in which NIRPC expended 71.98% of the total expenditures. At this time there are no cash issues to report. The Budget to Actual reports were presented to the Committee. The total expenditures of the General Fund for the period ending January 31, 2017 are at 4.11%.

Approval of Claims Register

Angie Hayes presented the claims register to the Committee for approval. Upon a motion by Christine Cid, seconded by Richard Hardaway, the Committee approved the claims register.

AccuFund Contract Amendment

Angie Hayes presented Amendment 2 for the AccuFund Software Agreement to the Committee. The amended specifies all services must be completed by June 30, 2017. Upon a motion by Richard Hardaway, seconded by Christine Cid, the Committee approved the contract extension.

Petty Cash Policy

Angie Hayes presented the Petty Cash Policy to the Committee. The updated Petty Cash Policy will reduce the petty cash balance from \$200.00 to \$100.00. Upon a motion by Christine Cid, seconded by Richard Hardaway, the Committee approved updated Petty Cash Policy.

Internal Control Overview

Angie Hayes presented the Internal Control Overview which documents the segregation of duties to the Committee. There was discussion and proposed changes. Upon a motion by Richard Hardaway, seconded by Christine Cid, the Committee approved the Internal Control Overview Documenting Segregation of Duties with the proposed changes.

Procurement Recommendations

Kathy Luther presented the Deep River – Burns Waterway Watershed Initiative Cost Share Program to the Committee. The grant is a cost-share program in which corrective actions will be implemented in the identified problem areas through partnerships. Applicants will pay for the remediation up front and then will be reimbursed at a rate of 50% through the grant. This recommendation is to approve agreements up to a total reimbursement from NIRPC of \$268,975.

Angie Hayes presented two vehicle replacements to the Committee purchasing two propane fueled vehicles for LaPorte TransPorte. The vehicles will be paid with Federal Transit Administration Funds (80%) out of Grant IN-95-X053 and LaPorte TransPorte will pay the remaining (20%). The two vehicle replacements will not exceed \$145,219 in federal funds.

Upon a motion by Richard Hardaway, seconded by Christine Cid, the Committee approved the Procurements for recommendation to the Executive Board.

2017 Budget Amendment

Angie Hayes presented a budget amendment to the Committee to add new funds to the 2017 budget in the amount of \$28,000. The revenue is from Federal Transit Administration and the City of Hobart to add additional work for the Hobart Feasibility Study. Upon a motion by Christine Cid, seconded by Richard Hardaway, the Committee approved the budget amendment to add new funds to the 2017 budget for recommendation to the Executive Board.

SRF Consulting Group, Inc. Contract Amendment

Angie Hayes presented the Amendment for the SRF Consulting Group, Inc. for the City of Hobart Transit Feasibility Study. This Amendment expands the scope of work to enable the City of Hobart to pursue public transit and possible funding options. Upon a motion by Richard Hardaway, seconded by Christine Cid, the Committee approved the SRF Consulting Group, Inc. Amendment for recommendation to the Executive Board.

Other Business

Dave Hollenbeck informed the Committee NIRPC received a public record request under the Indiana Open Records Law. There was no other business to discuss.

Adjournment

There being no further business the meeting adjourned at 8:30 a.m.

NORTHWESTERN INDIANA REGIONAL PLANNING COMMISSION

FINANCE AND PERSONNEL COMMITTEE

February 16, 2017
NIRPC Dune Room
Portage, Indiana

Members Present

Karen Freeman-Wilson **Chair**
Christine Cid
Richard Hardaway

Members Absent

Anthony Copeland
Dave Shafer
Diane Noll
Greg Stinson
Robert Carnahan
Ron Meer

Staff and Others Present

Ty Warner
Angie Hayes
Allen Hammond
Kathy Luther
Dave Hollenbeck
George Topoll

Call to Order

The meeting was called to order at 8:04 a.m. by Karen Freeman-Wilson.

Approval of Minutes

Karen Freeman-Wilson presented the minutes of the January 19, 2017 meeting. Upon a motion by Richard Hardaway, seconded by Christine Cid, the Committee approved the minutes of the January 19, 2017 meeting.

Review of Financial Status

Angie Hayes presented the final expenditure report for 2016 in which NIRPC expended 71.98% of the total expenditures. At this time there are no cash issues to report. The Budget to Actual reports were presented to the Committee. The total expenditures of the General Fund for the period ending January 31, 2017 are at 4.11%.

Approval of Claims Register

Angie Hayes presented the claims register to the Committee for approval. Upon a motion by Christine Cid, seconded by Richard Hardaway, the Committee approved the claims register.

AccuFund Contract Amendment

Angie Hayes presented Amendment 2 for the AccuFund Software Agreement to the Committee. The amended specifies all services must be completed by June 30, 2017. Upon a motion by Richard Hardaway, seconded by Christine Cid, the Committee approved the contract extension.

Petty Cash Policy

Angie Hayes presented the Petty Cash Policy to the Committee. The updated Petty Cash Policy will reduce the petty cash balance from \$200.00 to \$100.00. Upon a motion by Christine Cid, seconded by Richard Hardaway, the Committee approved updated Petty Cash Policy.

Internal Control Overview

Angie Hayes presented the Internal Control Overview which documents the segregation of duties to the Committee. There was discussion and proposed changes. Upon a motion by Richard Hardaway, seconded by Christine Cid, the Committee approved the Internal Control Overview Documenting Segregation of Duties with the proposed changes.

Procurement Recommendations

Kathy Luther presented the Deep River – Burns Waterway Watershed Initiative Cost Share Program to the Committee. The grant is a cost-share program in which corrective actions will be implemented in the identified problem areas through partnerships. Applicants will pay for the remediation up front and then will be reimbursed at a rate of 50% through the grant. This recommendation is to approve agreements up to a total reimbursement from NIRPC of \$268,975.

Angie Hayes presented two vehicle replacements to the Committee purchasing two propane fueled vehicles for LaPorte TransPorte. The vehicles will be paid with Federal Transit Administration Funds (80%) out of Grant IN-95-X053 and LaPorte TransPorte will pay the remaining (20%). The two vehicle replacements will not exceed \$145,219 in federal funds.

Upon a motion by Richard Hardaway, seconded by Christine Cid, the Committee approved the Procurements for recommendation to the Executive Board.

2017 Budget Amendment

Angie Hayes presented a budget amendment to the Committee to add new funds to the 2017 budget in the amount of \$28,000. The revenue is from Federal Transit Administration and the City of Hobart to add additional work for the Hobart Feasibility Study. Upon a motion by Christine Cid, seconded by Richard Hardaway, the Committee approved the budget amendment to add new funds to the 2017 budget for recommendation to the Executive Board.

SRF Consulting Group, Inc. Contract Amendment

Angie Hayes presented the Amendment for the SRF Consulting Group, Inc. for the City of Hobart Transit Feasibility Study. This Amendment expands the scope of work to enable the City of Hobart to pursue public transit and possible funding options. Upon a motion by Richard Hardaway, seconded by Christine Cid, the Committee approved the SRF Consulting Group, Inc. Amendment for recommendation to the Executive Board.

Other Business

Dave Hollenbeck informed the Committee NIRPC received a public record request under the Indiana Open Records Law. There was no other business to discuss.

Adjournment

There being no further business the meeting adjourned at 8:30 a.m.

Procurement Recommendations

February 16, 2017

Deep River – Burns Waterway Watershed Initiative Cost Share Program

NIRPC has been awarded a grant through the Indiana Department of Environmental Management to identify problem areas and improve water quality within the Deep River-Portage Burns Waterway watershed. Work done within this grant has developed a watershed management plan. This plan identifies critical areas of pollution sources which has allowed for the creation of best management practices to correct identified issues. Based on this program NIRPC is ready to move forward with the cost-share program in which corrective actions will be implemented in the identified problem areas through partnerships in which the applicants will pay for the remediation up front and then will be reimbursed at a rate of 50% through the grant. This recommendation is to approve agreements up to a total reimbursement from NIRPC of \$268,975.

Two Vehicles Replacements– Procurement #17-03

- Purchasing two propane fueled replacement vehicles for LaPorte TransPorte.
- Paid with Federal Transit Administration Funds (80%) out of grant IN-95-X053 and the above listed agencies (20%).
- Recommendation to purchase two vehicle replacements not to exceed \$145,219 in federal funds.

AGREEMENT BETWEEN THE NORTHWESTERN INDIANA REGIONAL PLANNING COMMISSION AND THE KANKAKEE RIVER BASIN COMMISSION FOR THE PROVISIONS OF GENERAL SERVICES

BY AGREEMENT MADE AND ENTERED INTO, on the date hereinafter written, by and between the NORTHWESTERN INDIANA REGIONAL PLANNING COMMISSION, hereinafter referred to as "NIRPC" and the KANKAKEE RIVER BASIN COMMISSION: hereinafter referred to as "KRBC" under the terms and conditions hereinafter set forth, the following is hereby agreed:

- A. NIRPC shall provide the KRBC services and assistance as is required by the KRBC to carry out its purposes under its enabling statute. NIRPC shall assign Jody Melton to service in the capacity as Director of the Kankakee River Basin Commission. NIRPC shall be compensated eight thousand seven hundred ninety dollars (\$8,790) per month for services provided by this staff member. This amount is intended to cover salary and fringe benefit costs. Should the need arise to replace this staff member during the course of this Agreement; it will be done with the mutual consent of both parties to this Agreement. Should the Director of the KRBC receive a salary increase during the course of the Agreement, the amount charged will be increased on a basis equivalent to such an increase.
- B. In conjunction with the above designated staff, NIRPC shall provide adequate office space and furnishings for their use and make available use of all common facilities within the overall NIRPC offices such as conference and meeting rooms, hallways, restrooms, etc.; the provision of basic utilities such as gas, electric and water; and the provision of reception services including the answering of telephones and greeting of visitors. For these services the KRBC shall pay NIRPC four hundred thirty-one dollars (\$431) per month.
- C. NIRPC shall provide the following financial management assistance to the KRBC and shall be compensated for such service by the KRBC at the rate of seven hundred thirty-six dollars (\$736) per month:
 1. Aid the KRBC in preparation of its budget, and provide accounting services for the receipt, investment and disbursement of its funds, all in accordance with applicable State Board of Accounts guidelines, statute, and guidelines set out by the Commission herein or otherwise.
 2. Deposit KRBC funds in the name of the KRBC and in depositories designated by the KRBC.

3. Disburse KRBC funds only upon authorization to do so by the KRBC and presentation of a State Board of Accounts standard claim form signed by at least two (2) Commission members and approved by the KRBC. Checks shall be drawn from an account in the KRBC's name and shall be signed by two authorized officials.
- D. NIRPC shall provide for telephone service and equipment to the KRBC at an amount not to exceed \$50 per month.
 - E. NIRPC shall make available to the KRBC the use of its postage machine. Actual postage cost shall be billed to the KRBC.
 - F. NIRPC shall make available the use of its copy machines. Use of this equipment will be billed at the rate of \$5.00 per month plus \$.06 per black & white copies and \$.20 per copy for color copies.
 - G. KRBC agrees not to install within the NIRPC offices telephone, copier or facsimile equipment. Any furniture or other equipment installed shall be located within the spaces designated for the exclusive use of the KRBC.
 - H. NIRPC shall make available the use of its graphics and printing equipment and personnel. Graphics and printing time charges will be billed at an actual cost basis. No charge will be made for bond paper or miscellaneous printing supplies. However, special order items will be billed as material costs. Such items include, but are not limited to, metal plates, envelopes, binders, labels and other specialty items for printing and graphic work.
 - I. NIRPC may make available additional space or other services to the KRBC on a direct charge basis. NIRPC shall bill the KRBC for such services on a basis that is mutually agreed to by the parties. **NIRPC has provided in its 2017 calendar year budget \$20,000.00 to be used as local share usage for the purposes of the Kankakee River Basin Commission.**
 - J. NIRPC shall provide itemized monthly billings for services performed. Payment shall be due within thirty (30) days after billing.
 - K. This agreement may be amended by mutual agreement of the parties. Amendments shall be in writing.
 - L. This agreement shall be effective January 1, 2017 and terminate December 31, 2017. However, either party may terminate the agreement at an earlier date by providing a written notice of intent at least sixty (60) days prior to an effective termination date, which shall coincide with the last day of a calendar month.

**NORTHWESTERN INDIANA REGIONAL
PLANNING COMMISSION**

KANKAKEE RIVER BASIN COMMISSION

By:

By:

**Tyson Warner
Executive Director**

**Chris Knochel
Chair**

**Angie Hayes
Director of Finance and Administration**

**Jody Melton
Director**

RESOLUTION 17-06

A RESOLUTION OF THE NORTHWESTERN INDIANA REGIONAL PLANNING COMMISSION AUTHORIZING AND ADOPTING THE TITLE VI PROGRAM OF THE U.S. DEPARTMENT OF TRANSPORTATION UNDER PROVISION OF FTA CIRCULAR 4702.1b

WHEREAS, Federal Transit Administration statutes, requirements, policies, and regulations, including those related to Title VI of the Civil Rights Act of 1964, as amended, and other U.S. Department of Transportation requirements and implementing regulations; and

WHEREAS, in accordance with Title VI non-discrimination laws in regard to providing appropriate access to services and activities provided by federal agencies and recipients of federal assistance, the Limited English Proficiency requirement will accommodate persons with Limited English Proficiency; and

NOW, THEREFORE, BE IT RESOLVED by the Northwestern Indiana Regional Planning Commission:

The Commission approves and submits to the Federal Transit Administration and/or U.S. Department of Transportation pertaining to Title VI of the Civil Rights Act of 1964, on behalf of the Northwestern Indiana Regional Planning Commission.

Duly adopted by the Northwestern Indiana Regional Planning Commission on this sixteenth day of March, 2017.

Michael Griffin
Chair

ATTEST:

Diane Noll
Secretary



Title VI Program

Recertification Document

Title VI of the 1964 Civil Rights Act, Section 601 Specific to Federal
Transit Administration Programs

March 16, 2017

Northwestern Indiana Regional Planning Commission
6100 Southport Road
Portage, Indiana 46368
Phone (219) 763.6060
Fax (219) 762.1653
e-mail: nirpc@nirpc.org



2017
Northwestern Indiana Regional Planning Commission
Title VI Program Certification Document

Table of Contents

NIRPC’S RESOLUTION ADOPTING TITLE VI PLAN

IDENTIFICATION OF DESIGNATED RECIPIENT, DIRECT GRANTEE, AND SUBRECIPIENTS 1

PART I. NIRPC GENERAL REPORTING REQUIREMENTS 3

1. REQUIREMENT TO PROVIDE AN ANNUAL TITLE VI CERTIFICATION AND ASSURANCES..... 3

2. REQUIREMENT TO DEVELOP TITLE VI COMPLAINT PROCEDURES 3

3. REQUIREMENT TO RECORD TITLE VI INVESTIGATIONS, COMPLAINTS, & LAWSUITS 3

4. REQUIREMENT TO PROVIDE MEANINGFUL ACCESS TO LIMITED ENGLISH PROFICIENCY (LEP) PERSONS..... 3

5. REQUIREMENT TO NOTIFY BENEFICIARIES OF PROTECTION UNDER TITLE VI..... 3

6. SUMMARY OF PUBLIC OUTREACH AND INVOLVEMENT ACTIVITIES 4

7. MINORITY REPRESENTATION ON PLANNING & ADVISORY BOARDS..... 11

8. MONITORING SUBRECIPIENTS 12

9. REQUIREMENT TO CONDUCT EQUITY ANALYSIS..... 13

PART II. MPO REQUIREMENTS 15

1. DEMOGRAPHIC PROFILE 15

2. ENVIRONMENTAL JUSTICE BENEFITS AND BURDENS ANALYSIS 15

3. DESCRIPTION OF PROCEDURES WITHIN PLANNING PROCESS..... 15

4. DEMOGRAPHIC MAPS SHOWING IMPACTS OF STATE AND FEDERAL FUNDS 17

5. ANALYSIS OF TRANSPORTATION SYSTEM INVESTMENTS 18

6. DESCRIPTION OF THE PROCEDURES THE MPO USES TO PASS THROUGH FTA FINANCIAL ASSISTANCE TO SUBRECIPIENTS IN A NON-DISCRIMINATORY MANNER..... 19

7. DESCRIPTION OF THE PROCEDURES THE MPO USES TO PROVIDE ASSISTANCE TO POTENTIAL SUBRECIPIENTS APPLYING FOR FUNDING, INCLUDING ITS EFFORTS TO ASSIST APPLICANTS THAT WOULD SERVE PREDOMINANTLY MINORITY POPULATIONS. 19

PART III. NIRPC RECERTIFICATION ATTACHMENTS..... 21

ATTACHMENT #1: NIRPC’S TITLE VI COMPLAINT PROCEDURES..... 22

ATTACHMENT #2: LIMITED ENGLISH PROFICIENCY STRATEGY 29

ATTACHMENT #3: 2010 LIMITED ENGLISH PROFICIENCY DEMOGRAPHIC PROFILE.... 38

ATTACHMENT #4: MINORITY & LOW INCOME POPULATION DISTRIBUTION MAPS..... 47

ATTACHMENT #5: MINORITY & LOW INCOME POPULATION DISTRIBUTION CHART... 49

PART IV. TRANSIT OPERATOR SUBMISSIONS 57

NORTHERN INDIANA COMMUTER TRANSPORTATION DISTRICT (NICTD) 58

CITY OF EAST CHICAGO, IN (EAST CHICAGO TRANSIT)..... 59

NORTH TOWNSHIP, LAKE COUNTY, IN (NORTH TWP DIAL-A-RIDE) 92

SOUTH LAKE COUNTY COMMUNITY SERVICES, INC. (SOUTH LAKE TRANSIT) 105

OPPORTUNITY ENTERPRISES, INC. (OE EXPRESS) 122

PORTER COUNTY AGING & COMMUNITY SERVICES, INC. 141

CITY OF VALPARAISO, IN (V-LINE/ CHICAGO DASH) 160

CITY OF LA PORTE, IN (TRANSPORTE) 192

**Northwestern Indiana Regional Planning Commission
6100 Southport Road
Portage, Indiana 46368**

Phone (219) 763.6060
Fax (219) 762.1653
e-mail: nirpc@nirpc.org

**Ty Warner AICP
Executive Director**

Identification of Designated Recipient, Direct Grantee, and Subrecipients

Recipient: Northwestern Indiana Regional Planning Commission (NIRPC)
6100 Southport Road, Portage, IN 46368-6409
FTA Grantee: 1193

Subrecipients:

City of East Chicago, IN (East Chicago Transit)
North Township, Lake County, IN (North Twp Dial-a-Ride)
South Lake County Community Services, Inc.
Opportunity Enterprises, Inc. (OE Express)
Porter County Aging & Community Services, Inc.
City of Valparaiso, IN (V-Line & ChicaGo Dash)
City of La Porte, IN (TransPorte)

NIRPC also functions as the cognizant Designated Recipient and executes supplemental agreements for the following transit operator, which is itself a direct grantee of Federal Transportation Administration (FTA) funds:

Northern Indiana Commuter Transportation District (NICTD)
(South Shore Commuter Rail)
FTA Grantee: 1201

NICTD will be submitting their own Title VI Certification to FTA. Please see their submitted document.

Part I. NIRPC General Reporting Requirements

The information contained in this report reflects the Title VI requirement per Federal Transit Administration (FTA) Circular 4702.1B of October 1, 2012. The Northwestern Indiana Regional Planning Commission (NIRPC) functions as a Metropolitan Planning Organization (MPO): FTA direct grantee that passes through funding to seven (7) different transit operators; and as the “cognizant” Designated Recipient for a commuter rail provider. As a recipient of FTA funds, NIRPC submits the following information under General Reporting Requirements of Chapter III of the Circular.

Requirement to Provide an Annual Title VI Certification and Assurances

The Northwestern Indiana Regional Planning Commission (NIRPC) submitted the FY 2017 Certifications and Assurances on TRAMS on January 9, 2017.

Requirement to Develop Title VI Complaint Procedures

In 2010 NIRPC updated its Title VI complaints procedures. This update included the addition of a complaint form and was approved by the Indiana Department of Transportation (INDOT) in May of 2010. NIRPC’s Title VI Complaint Procedures (*see Attachment #1*) are posted on the bulletin board in NIRPC’s reception area and are available for the public to download from NIRPC’s website.

Requirement to Record Title VI Investigations, Complaints, & Lawsuits

NIRPC has no active lawsuits or complaints alleging discrimination on the basis of race, color, or national origin with respect to service or other transit benefits.

Requirement to Provide Meaningful Access to Limited English Proficiency (LEP) Persons

NIRPC’s Public Participation Plan was updated and adopted in December 2014. NIRPC receives federal financial assistance from the US Department of Transportation (US DOT). For this reason it is subject to the US DOT’s Limited English Proficiency Guidance, issued on December 14, 2005. NIRPC has elected not to prepare a formal Limited English Proficiency (LEP) Plan. In 2011 NIRPC completed the LEP Four Factor Analysis (*see Attachments #2 & Attachment #3*). NIRPC has elected not to update the four factor analysis at this time. This is due to the low number of LEP persons historically accessing NIRPC services, and the low frequency at which LEP persons encounter NIRPC’s services. NIRPC will update the four factor analysis and revisit the possibility of creating a formal Limited English Proficiency Plan upon the release of more detailed data. The conclusions to the four factor analysis have been updated to reflect the steps taken and the future steps that will be taken to expand NIRPC’s access to LEP populations (*See Attachment #3*).

Requirement to Notify Beneficiaries of Protection Under Title VI

NIRPC’s Title VI Complaint Procedures (*see Attachment #1*) are posted on the bulletin board in NIRPC’s reception area and are available for the public to download from NIRPC’s website. NIRPC staff updated its Non-Discrimination Statement in 2010 to fulfill the INDOT ADA review. A Request for Alternate Formats statement was developed in 2010. It is NIRPC’s policy to incorporate both the Non-Discrimination and Request for

Alternate Format Statements into all public documents. Below are the Non-Discrimination and Request for Alternate Format Statements.

Non-Discrimination Statement

The Northwestern Indiana Regional Planning Commission (NIRPC) prohibits discrimination in all its programs and activities on the basis of race, color, sex, religion, national origin, age, disability, marital status, familial status, parental status, sexual orientation, genetic information, political beliefs, reprisal, or because all or part of an individual's income is derived from any public assistance program.

Request for Alternate Formats

Requests for alternate formats please Allen Hammond at NIRPC at (219)763-6060 (extension 141) or ahammond@nirpc.org. Individuals with hearing impairments may contact us through the Indiana relay 711 service by calling 711 or (800) 743-3333.

Public Participation Plan & Summary of Public Outreach and Involvement Activities

NIRPC's Public Participation Plan was updated and adopted in December 2014. NIRPC's plan outlines goals and objectives for public participation in the Commission's transportation, economic development, and environmental plan and programs. It identifies public involvement activities that NIRPC will use to achieve the plan's goals. The Public Participation Plan also outlines strategies NIRPC utilizes to involve citizens including low income, minority and non-English speaking participants in the decision making process. Please see NIRPC's Public Participation Plan submitted along with this document as well located on NIRPC's website.

Several steps have been taken since the last Title VI submission in 2014 to ensure that the general public, including minority and low income populations, are involved in and have meaningful access to NIRPC activities and events. These steps include, but are not limited to:

- Adopting a new Public Participation Plan in December of 2014. The Plan includes many improvements, including a list of essential accessibility features for venues for NIRPC events.
- Appointing a staff member as the Public Involvement and Communications Coordinator to oversee the implementation of the Public Participation Plan.
- Engaging in a large number of public workshops and public outreach events in multiple locations throughout the region. This includes organizing several events in minority and low income communities.
- Hosting topical listening sessions throughout the region, including minority and low income communities, for the 2040 CRP Update Companion and the Greenways + Blueways 2020 Plan prior to the start of any work on those documents.
- Broadcasting information regarding NIRPC activities and public involvement opportunities through radio, newspaper, and television. This activity ranged from press releases to special appearances and feature articles. This includes monthly appearances on "The Green Commuter," a local radio show hosted by NIRPC planning partner South Shore Clean Cities.
- Posting NIRPC activities, information, publications and events on NIRPC's website.
- NIRPC provides public notice through media notices, public service announcements, web site meeting calendar, and announcements at monthly policy board and stakeholder meetings. Notices of regularly scheduled meetings are sent out and posted at least 48 hours in advance. A notice is also sent prior to

January for the entire year's worth of meetings. Notices of formal public hearings are done 30 days in advance of the hearing.

- Providing sign language interpreters and or Spanish translators at NIRPC outreach events upon request.
- Releasing various draft plans, programs and other documents for 30-45 day public comment periods, following the guidelines as established in the Public Participation Plan.
- NIRPC has established a social media presence that includes Facebook, YouTube, and Twitter as additional tools for outreach and engagement.
- NIRPC launched a redesigned web page in January of 2017 to further improve upon the user experience.
- Hosted and presented numerous webinars.

In addition to the above steps, the following is a summary of specific public outreach and involvement activities undertaken since the submission of the last Title VI certification in May of 2014.

2040 Comprehensive Regional Plan (CRP) Update Companion Listening Sessions

In 2014, in anticipation of updating the 2040 Comprehensive Regional Plan (CRP) as required by federal regulation, the Northwestern Indiana Regional Planning Commission (NIRPC) conducted a series of listening sessions to gain public input on the areas of motorized surface transportation, public transportation, and the environment and land use. This input will be used to inform the update process. A series of fifteen public meetings were held during September and October. The schedule was as follows:

Motorized Surface Transportation

- Thursday, September 18, 2014, 1:00 pm-3:00 pm & 4:00 pm-6:00 pm, Michigan City City Hall, 100 East Michigan Boulevard, Michigan City
- Wednesday, October 1, 2014, 2:00 pm-4:00 pm & 5:00 pm-7:00 pm, Merrillville Town Hall, 7820 Broadway, Merrillville
- Tuesday, October 21, 2014, 1:00 pm-3:00 pm & 4:00 pm-6:00 pm, Munster Town Hall, 1005 Ridge Road, Munster
- Wednesday October 22, 2014, 1:00 pm-3:00 pm & 4:00 pm-6:00 pm, Valparaiso Public Library, 103 Jefferson Street, Valparaiso

Public Transit

- Monday, September 22, 2014, 2:00 pm-4:00 pm, Dyer-Schererville Public Library, 1001 W. Lincoln Highway, Schererville
- Wednesday, September 24, 2014, 2:00 pm-4:00 pm, East Chicago Public Library Main Branch, 2401 E. Columbus Drive, East Chicago
- Monday, October 6, 2014, 2:00 pm-4:00 pm, Crown Point Public Library, 122 N. Main Street, Crown Point
- Tuesday, October 7, 2014, 4:00 pm-6:00 pm, Adam Benjamin Metro Center, 100 W. 4th Avenue, Gary
- Tuesday, October 14, 2014, 5:30 pm-7:30 pm, Portage City Hall, 6070 Central Avenue, Portage
- Wednesday, October 15, 2014, 2:00 pm-4:00 pm, Valparaiso City Hall, 166 Lincolnway, Valparaiso
- Thursday, October 16, 2014, 2:00 pm-4:00 pm, La Porte City Hall, 801 Michigan Avenue, La Porte

- Thursday, October 16, 2014, 5:00 pm-7:00 pm, Michigan City City Hall, 100 East Michigan Boulevard, Michigan City
- Thursday, October 23, 2014, 4:00 pm-6:00 pm, Hammond Public Library, 564 State Street, Hammond

Environment

- Tuesday, September 16, 2014, 2:00 pm-4:00 pm, Room 002 of the Library-Student-Faculty Building at Purdue University North Central, US 421, Westville
- Wednesday, October 29, 2014, 1:00 pm-3:00 pm & 4:00 pm-6:00 pm, Merrillville Town Hall, 7820 Broadway, Merrillville

The 2040 CRP contains NIRPC's long range transportation plan, which federal regulations require be updated every four years.

Notification of the meetings was distributed to NIRPC's media contacts, as well as NIRPC's stakeholder and committee lists, including the Transportation Policy Committee and NIRPC Commission. Information was also distributed via the NIRPC website (www.nirpc.org) and NIRPC's social media outlets. Information gathered at these meetings was used when staff produced the 2040 CRP Update Companion.

2040 Comprehensive Regional Plan (CRP) Update Companion 30 Day Comment Period

Prior to action on adoption, NIRPC convened a 30 day public comment period to gather input on the 2040 Comprehensive Regional Plan (CRP) Update Companion. The comment period also encompassed two items related to the 2040 CRP Update Companion: the 2016-2019 Transportation Improvement Program (TIP) and the new Air Quality Conformity Analysis. The comment period began March 9, 2015 and was originally scheduled to end on April 10, 2015. It was subsequently extended to April 27, 2015 due to issues encountered with the development of the air quality conformity analysis. The extension allowed for the required 30-day review period. Seven public meetings were held throughout the region during the month of March. The meeting schedule was as follows:

- March 12, 2015: Valparaiso City Hall, 166 Lincolnway, Valparaiso, IN, 2:00 p.m. to 4:30 p.m.
- March 17, 2015: Merrillville Town Hall, 7820 Broadway, Merrillville, IN, 2:00 p.m. to 5:00 p.m.
- March 19, 2015: Michigan City City Hall, 100 E Michigan Boulevard, Michigan City, IN, 3:00 p.m. to 5:00 p.m.
- March 21, 2015: John W. Anderson Library, Indiana University Northwest, 3400 Broadway, Gary, IN 9:00 a.m. to 12:00 p.m.
- March 24, 2015: Munster Town Hall, 1005 Ridge Road, Munster, IN, 3:00 p.m. to 6:00 p.m.
- March 26, 2015: Porter Regional Hospital Community Room, 85 East US 6 Frontage Road, Valparaiso, IN, 2:30 p.m. to 5:30 p.m.
- March 31, 2015: East Chicago Public Library Main Branch, 2401 E Columbus Drive, East Chicago, IN, 2:00 p.m. to 5:00 p.m.

Notification of the meetings was distributed to NIRPC's media contacts, as well as NIRPC's stakeholder and committee lists, including the Transportation Policy Committee and NIRPC Commission. Information was also distributed via the NIRPC website (www.nirpc.org) and NIRPC's social media outlets.

In addition to the public meetings, comments could also be submitted by email to comments@nirpc.org, by telephone at 219-763-6060, ext. 160, or by United States Postal Service.

I-65 Added Travel Lanes & Cline Avenue Bridge Amendments to the 2040 CRP, 2014-2017 TIP, and AQCA

The Indiana Department of Transportation proposed amendments to add the expansion of I-65 from US 231 south to SR 2, and United Bridge Partners proposed amendments to add their Cline Avenue bridge project to the following documents:

- 2040 Comprehensive Regional Plan (2040 CRP)
- 2014-2017 Transportation Improvement Program (TIP)
- Air Quality Conformity Analysis, a new version which includes the proposed projects

Additionally, the Town of Porter proposed to amend the existing State Road 49 project in the 2040 CRP and Air Quality Conformity Analysis from a three lane configuration to the existing four lane configuration.

Together, these items constitute Amendment #4 to the 2040 CRP and Amendment #11 to the 2014-2017 TIP. These items were subject to a formal 30-day public comment period which commenced on February 3, 2014 and ended on March 21, 2014. During the public comment period, NIRPC hosted two public meetings to gather comments. The meeting schedule was:

- February 18, 2014: Merrillville Town Hall, 7820 Broadway, 1:00 to 3:00 pm
- February 19, 2014: East Chicago Public Library Main Branch, 2401 E. Columbus Drive, 2:00 to 4:00 pm

The comments received at these meetings were compiled into a comment report, along with comments received on NIRPC's telephone comment line at (219) 763-6060, ext. 160, via email, and via the United States Postal Service.

NIRPC 2014 Public Participation Plan 45 Day Comment Period on Draft

NIRPC conducted a 45-day comment and review period and held one public meeting on the draft 2014 Public Participation Plan.

The comment and review period will ran from Monday, September 15, 2014 to Wednesday, October 29, 2014. The public meeting was held on Tuesday, October 28, 2014 at the downtown branch of the Hammond Public Library, 654 State Street, from 4:00 to 6:00 pm.

Comments received were compiled into a public comment report that was made available to the public. This comment period was the conclusion of a process that began in 2012 and included several public meetings, multiple drafts, a task force, an ad-hoc committee, and comment periods totaling over 200 days' worth of availability for public comment.

Greenways + Blueways 2020 Listening Sessions

The Northwestern Indiana Regional Planning Commission (NIRPC) held a series of listening sessions in preparation for creating the *Greenways + Blueways 2020* plan. This plan combines the 2007 *Greenways + Blueways* plan and the 2010 *Ped & Pedal Plan*. It is the first time that the areas of conservation, transportation, and recreation have all been combined into a single document for Lake, Porter, and LaPorte Counties.

The public was invited to attend these listening sessions and provide input to guide NIRPC's planning process. The sessions were especially of interest to those interested in conservation of natural areas and open lands and non-motorized transportation such as walking, biking, hiking, and paddling.

A total of six listening sessions were held at locations throughout the region. They were:

- May 27: LaPorte County Solid Waste & Water Conservation District, 2057 W. State Road 2, La Porte, IN, 6:00 p.m. to 8:00 p.m.
- June 4: Munster Town Hall, 1005 Ridge Road, Munster, IN, 6:00 p.m. to 8:00 p.m.
- June 16: Crown Point Public Library, 122 N. Main Street, Crown Point, IN, 5:30 p.m. to 7:30 p.m.
- June 18: Valparaiso City Hall, 166 Lincolnway, Valparaiso, IN, 6:00 p.m. to 8:00 p.m.
- June 23: Gary Public Library Woodson (Miller) Branch, 501 S. Lake Street, Gary, IN, 3:00 p.m. to 5:00 p.m.
- June 24: Construction Advancement Foundation, 6050 Southport Road, Portage, IN, 4:00 p.m. to 6:00 p.m.

The public was invited to attend any and all of these public meetings. Comments could also be submitted to comments@nirpc.org, by calling NIRPC at 219-763-6060, ext. 160, or by mailing to NIRPC at 6100 Southport Road, Portage, IN 46368. Additionally, targeted workshops were held with NIRPC's Environmental Management Policy Committee and Ped, Pedal, & Paddle Committee.

Greenways + Blueways 2020 30 Day Public Comment Period

NIRPC held a 30-day public comment period on the draft *Greenways + Blueways 2020* plan. The comment period began on October 21, 2016 and ended on November 21, 2016.

Greenways + Blueways 2020 combines the 2007 *Greenways + Blueways* plan and the 2010 *Ped & Pedal Plan*, and environmental elements of the 2040 *Comprehensive Regional Plan*. It is the first time that the areas of conservation, transportation, and recreation have all been combined into a single document for Lake, Porter, and LaPorte Counties. The plan was formed with input from public listening sessions and stakeholders with an interest in conservation of natural areas and open lands and non-motorized transportation such as walking, biking, hiking, and paddling.

As part of the public comment period, four public meetings were held:

- November 2, 2016: NIRPC, 6100 Southport Road, Portage, IN, 6:00 to 8:00 p.m.
- November 3, 2016: Merrillville Branch, Lake County Public Library, 1919 81st Avenue, Merrillville, IN, 6:00 to 8:00 p.m.
- November 14, 2016: East Chicago Public Library Main Branch, 2401 E. Columbus Drive, East Chicago, IN, 5:30 to 7:30 p.m.
- November 16, 2016: Michigan City City Hall, 100 E. Michigan Boulevard, Michigan City, IN, 6:00 to 8:00 p.m.

A draft of the plan was made available at www.nirpc.org, and stakeholders were made aware via email, a news release, and social media. The public was able to comment via email, telephone, regular mail, and at the public meeting.

Some comments received were deemed significant according to the definition set forth in the 2014 Public Participation Plan. Therefore, after proper edits are made, the plan will be made available for another 30 day public comment period.

I-65 Added Travel Lanes from SR 2 to SR 10 2040 CRP Amendment, TIP Amendment, & AQCA

NIRPC convened a 30-day public comment period to amend added travel lanes on I-65 from SR 2 to SR 10 to the 2040 Comprehensive Regional Plan Update Companion (CRP), the 2016-2019 Transportation Improvement Program (TIP), and a new Air Quality Conformity Analysis. The request for this came from the Indiana Department of Transportation. The comment period began on Wednesday, March 16, 2016 and ended on Friday, April 15, 2016. A public meeting was held at the Lowell Public Library on March 31, 2016 from 2:00 to 4:00 pm. A comment report was prepared and made available.

City of Hobart & City of Portage Transit Feasibility Studies

NIRPC held a 30 day public comment period on requests from the Cities of Hobart and Portage for Federal Transit Administration funds to support studies to explore the potential for public transit in their respective communities. The comment period began on December 10, 2014 and ended on Friday, January 9, 2015. A comment report was prepared and made available.

During the planning process, NIRPC staff helped to promote the public outreach activities and provided support when possible and appropriate.

Meetings on Public Transit in Northwest Indiana

NIRPC hosted two meetings about public transportation in northwest Indiana at the Wicker Park Social Center on October 29, 2014. The first session was from 1:00 pm to 3:30 pm. The second session was from 5:00 pm to 7:30 pm and will be a repeat of the first session. The Wicker Park Social Center is located in Wicker Park at 2215 Ridge Road, Highland.

The purpose of the meetings was twofold. The first purpose was to present current information on existing public transportation, including fixed route bus, train, demand response and paratransit. Information on who operates public transit, how it is funded, and where it is currently offered was discussed by NIRPC staff.

The second purpose of the meetings was to gather public opinion on the performance of existing transit services and the needs for future public transportation services. The regional planners wanted to hear about how the existing services are meeting transit needs, where people would like to see public transit offered, and how public transit might be paid for.

All were encouraged to participate, especially current and former users of public transit, those who would like to use it, and members of the disability community, the elderly, minorities and low-income persons. The meetings were videotaped and transcribed American Sign Language interpreters and Real Time Captioning.

Marquette Plan 2015 Update

NIRPC, in partnership with the Regional Development Authority and Indiana Landmarks, held a series of public workshops prior to updating the Marquette Plan, Northwest Indiana's signature livable lakefront plan. The plan provides policy frameworks and promotes local sub-area planning that can purposefully move Northwest Indiana toward environmental, economic, and social sustainability of our shoreline, with new and mixed uses, as well as increased public access to Lake Michigan.

The 2015 update of the plan included progress reports from each of the subareas addressed in the original documents, integration of the two phases into one plan, an enhanced digital mapping and web presence, examined

the expansion of public transit, and new strategies for building upon the historical and cultural landmarks and resources near the lakefront. In April, 2015 this process concluded with three public open houses throughout the NIRPC region.

Environmental Public Outreach

NIRPC's Environmental Department provides a public education program for both its Air Quality Program and Stormwater Management Program. The environmental division has produced a large amount of public outreach materials, several of which have been translated into Spanish. These materials are distributed each year to the public at several events, including gas can exchanges, the Porter County Earth Day event and a yearly beach clean-up along the Lake Michigan shoreline. The environmental division also held several meetings and workshops throughout every year for Hoosier Riverwatch, and the Stormwater Management Program, including numerous workshops from 2014-2016.

To promote cleaner air throughout the region the Environmental Department also organizes the Partners for Clean Air Award Breakfast/Luncheon and Asthma Awareness Day at Gary RailCats baseball games. The breakfast is open to the public and NIRPC distributes free tickets to the baseball game at asthma and health clinics throughout the region, with a focus on those in the urban and minority communities. Outreach materials and public education is also done at events throughout the year including, Working Women's Wednesday, the Annual Porter County Master Gardening Show, and the Girl's and Boy's Club biking event in Valparaiso. In addition billboard, newspaper, and radio, space has been purchased to educate the public on Air Quality and Stormwater Management and to promote events. This includes space in Que Viva, Northwest Indiana's Spanish speaking newspaper.

Minority Representation on Planning and Advisory Bodies

The table below depicts membership of NIRPC Committees broken down by race based on 2010 Census for the NIRPC Region of Lake, Porter and LaPorte Counties.

NIRPC Committee Membership Broken Down by Race Based on 2010 Census for the NIRPC Region of Lake, Porter and LaPorte Counties.

Body	2010 Population	Technical Planning Committee	Ped, Pedal, Paddle Committee	NIRPC Board	Transit Operators Roundtable	Finance & Personnel Committee	Outreach Committee
White alone	65.6%	93.8%	94.2%	92.5%	75%	77.8%	84%
Black or African American	18.4%	6.2%	2.9%	7.5%	16.7%	22.2%	16%
American Indian and Alaska Native alone	0.2%	0.0%	0.0%	0.0%	0.0%	0.0%	0.0%
Asian alone	1.1%	0.0%	0.0%	0.0%	0.0%	0.0%	0.0%
Native Hawaiian and Other Pacific Islander alone	0.0%	0.0%	0.0%	0.0%	0.0%	0.0%	0.0%
Some Other Race alone	0.1%	0.0%	0.0%	0.0%	0.0%	0.0%	0.0%
Two or More Races	1.3%	0.0%	0.0%	0.0%	0.0%	0.0%	0.0%
Hispanic or Latino	13.3%	0.0%	2.9%	0.0%	8.3%	0.0%	0.0%

Membership on the NIRPC Board is made under the NIRPC Enabling Legislation (*P.L. 165-2003, and as amended by P.L. 2-2007*) that states the following:

IC 36-7-7.6-4

Commission Membership

Sec. 4. (a) The following members shall be appointed to the commission:

- (1) A member of the county executive of each county described in section I of this chapter, to be appointed by the county executive.
- (2) A member of the county fiscal body of each county described in section I of this chapter, to be appointed by the county fiscal body.
- (3) The county surveyor of each county described in section I of this chapter.

- (4) For a county having a population of not more than four hundred thousand (400,000), one (1) person appointed by the executive of each of the eleven (11) largest municipalities.
- (5) For a county having a population of more than four hundred thousand (400,000) but less than seven hundred thousand (700,000), one (1) person appointed by the executive of each of the nineteen (19) largest municipalities.
- (6) Beginning July 1, 2007, one (1) person appointed by the trustee of each township that:
 - (A) Is located in a county described in section 1 of this chapter;
 - (B) Has a population of at least eight thousand (8,000); and
 - (C) Does not contain a municipality.
- (b) One (1) voting member of the commission shall be appointed by the governor. The member appointed under this subsection may not vote in a weighted vote under section 9 of this chapter.
- (c) A member of the commission who is a county surveyor may not vote in a weighted vote under section 9 of this chapter.

As added by P.L.165-2003, SEC.6. Amended by P.L.169-2006, SEC.57.

IC 36-7-7.6-5

Sec. 5. (a) All commission members must be elected officials.

NIRPC's Board of Commissioners established a new Committee structure of NIRPC to ensure diverse and equal representation and function of all the agency's Committees. Membership includes representation from minority agencies and organizations, transportation, environmental, environmental justice, economic development, universities and representatives from the Urban Core Communities, including Gary, Hammond, East Chicago and Michigan City.

According to the Federal Register 23 CFR 450, NIRPC MPO policy committees, such as the Technical Planning Committee, shall consist of the following, "each MPO that serves a TMA shall consist of local elected officials, public transportation agencies or appropriate State officials on their policy boards". NIRPC's Board of Commissioners selects the representation on the Technical Planning Committee.

Monitoring Subrecipients

NIRPC conducts Biennial Reviews of all Subrecipients, which includes addressing Title VI Federal Requirements. The purpose of a Biennial Review is to assess the subrecipient's management practices and program implementation to evaluate compliance with federal requirements. The Biennial Review consists of two stages. The first stage is a desk review conducted at NIRPC to review documentation pertaining to the subrecipient. The second stage is a site visit for NIRPC to discuss any outstanding items, examine FTA-funded facilities and equipment, and review any additional documents.

The review package details the information needed for the Biennial Review Site Visit, most of which is provided in advance. This information request is organized into three parts: Subrecipient Profile, Requested Documents and Questions for the Review. The Biennial Reviewers may request additional information during the site visit.

A draft report is issued at the end of the process, describing any deficiencies in the subrecipient's program that have been identified and the necessary corrective actions. In order to enable NIRPC to make these determinations during the site visit, the subrecipient must submit the information requested, and written responses to the questions.

Requirement to Conduct Equity Analysis to Determine Site or Location of Facilities

No such projects requiring land acquisition or the displacement of persons from their residences and businesses was conducted during this reporting period.

Part II. MPO Requirements

As a recipient of Federal Transit Administration (FTA) funds, NIRPC submits the following information under the Metropolitan Transportation Planning Organizations Reporting Requirements of Chapter VI of the Circular.

Demographic Profile

Northwest Indiana's population of just over 770,000 people is concentrated in northern and central Lake County, northern Porter County, in and around Valparaiso in central Porter County, and in the cities of La Porte and Michigan City in LaPorte County. The remainder of northwest Indiana is mostly rural and not densely populated. Minority and low-income residents of northwest Indiana are concentrated almost exclusively in the "urban core" communities of Hammond, Gary, East Chicago, and Michigan City, as well as parts of Merrillville and Hobart (*see Attachment #5*). Fixed route transit services serve these areas of minority and low-income residents, however, the recent shut down of the Regional Bus Authority (formerly Hammond Transit) left gaps in service that have only been partially filled by other regional operators. Demand response services serve these areas as well, in addition to serving the more suburban and rural parts of the region. The attached tables and maps show each operator's service area by Census Tract for the entire region, and identify minority and low-income tracts as well (*see Attachment #6*).

Environmental Justice Benefits and Burdens Analysis

As part of the 2040 Comprehensive Regional Plan (CRP), NIRPC conducted an Environmental Justice Benefits and Burdens Analysis to determine what, if any, benefits or burdens the transportation projects selected for the plan would have on Environmental Justice (EJ) populations. The analysis examined 11 performance measures related to accessibility and mobility, and found that if all projects in the plan are implemented, EJ communities would have no undue burdens placed upon them as a result of the projects, and would most likely see benefits from the projects. The EJ analysis that NIRPC developed was commended by the Federal Highway Administration and Federal Transit Administration during NIRPC's recent Certification Review, and was called "a model for other Metropolitan Planning Organizations". Additionally, in 2015 NIRPC added an analysis of the zoning in communities adjacent to projects in order to provide recommendations to mitigate sprawl, with the goal of encouraging more development in EJ communities and less on the periphery.

Description of Procedures Within Planning Process

The planning process that produces an MPO's long range and short range plans is the initial source of the procedures used to identify and consider the mobility needs of the minority populations. The most recent long range planning process for northwest Indiana took place beginning in 2008 and was completed in 2011. The 2040 Comprehensive Regional Plan (CRP) involved the largest, most representative group of participants from every corner of the three-county region. The resultant goals and objectives reflect the input of citizens from every component of northwest Indiana's diverse population. Minority population input was specifically sought out by holding multiple public workshops in neighborhoods of minority concentrations.

The CRP's goals and objectives formed the basis for setting priorities for the federal transportation funds NIRPC programs for Lake, Porter and LaPorte Counties in the short range Transportation Improvement Program (TIP). Once priorities are determined criteria are developed and projects are solicited from eligible public transit operators. Projects are then ranked according to the criteria and funded until available dollars are programmed. The public transit operators oversee the development of the criteria and subsequent ranking of projects.

For the new TIP developed under the goals and objectives of the CRP, priorities were determined to be preservation and maintenance of the existing system. Consequently, projects supporting the continued operating assistance and replacement of revenue vehicles for existing systems in the urbanized area rank the highest. This benefits systems serving the urban areas of Gary, Hammond, East Chicago and Michigan City which are the center of concentrations of minority populations. On-going input occurs each time the transit providers complete a rider survey. The transit operators then have the option to include a new project that may be amended into a TIP when an unanticipated need arises to add or improve a service.

Demographic Maps Showing Impacts of State and Federal Funds

Transit Operator Service Areas (NIRPC Subrecipients)

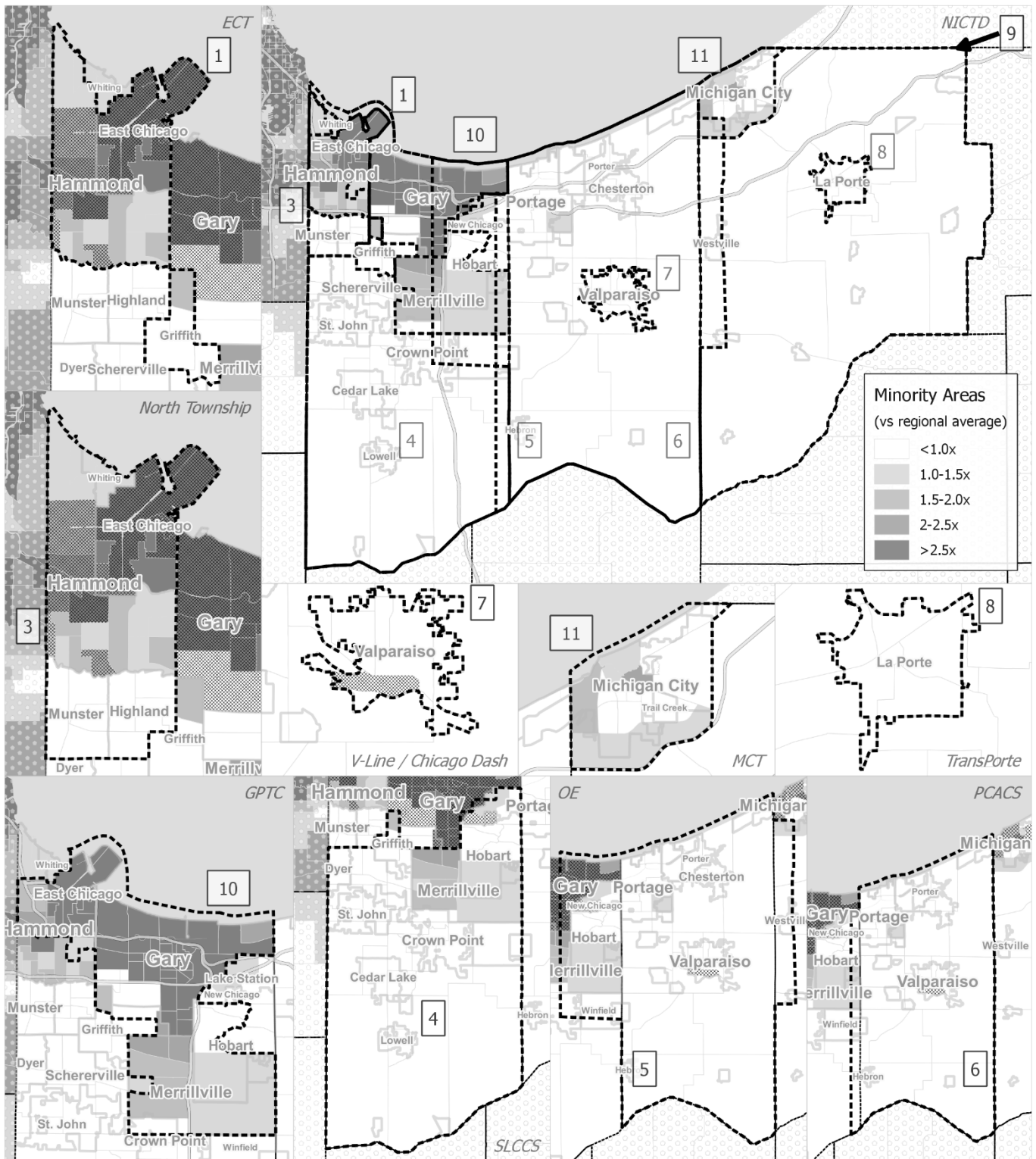


Figure 1: Transit Operators and Minority Populations in Northwest Indiana

Operator ³	Population ¹			Funding		Estimated Expenditures ²	
	Total	Non-Minority	Minority	5307 Funds FY2013	\$ per Capita	Non-Minority	Minority
ECT	133,751	51,988	81,763	\$ 570,758	\$ 4.27	\$ 221,849	\$ 348,909
NTDR	162,855	76,135	86,720	\$ 177,027	\$ 1.09	\$ 82,760	\$ 94,267
SLCCS	251,319	186,717	64,602	\$ 523,470	\$ 2.08	\$ 388,911	\$ 134,559
OE	276,987	222,820	54,167	\$ 216,092	\$ 0.78	\$ 173,833	\$ 42,259
PCACS	201,225	170,349	30,876	\$ 308,031	\$ 1.53	\$ 260,767	\$ 47,264
V-line/Dash	51,705	45,592	6,113	\$ 606,423	\$ 11.73	\$ 534,727	\$ 71,696
TransPorte	33,009	28,810	4,199	\$ 288,482	\$ 8.74	\$ 251,785	\$ 36,697
NICTD	771,810	506,095	265,715	\$3,737,520	\$ 4.84	\$ 2,450,785	\$ 1,286,735
GPTC	197,326	50,853	146,473	\$5,385,544	\$ 27.29	\$ 1,387,912	\$ 3,997,632
MCT	37,463	24,933	12,530	\$ 633,603	\$ 16.91	\$ 421,686	\$ 211,917
Total						\$ 6,175,015	\$ 6,271,935
Per Capita						\$ 12	\$ 24

Figure 2: Transit Operator Funding and Estimated Expenditures by Minority/Non-Minority Population

The Figures, 1 and 2, demonstrate a clear commitment to providing transit service to low-income and minority areas in northwest Indiana. While it is not possible using aggregate numbers to identify exactly where and how funding is distributed, if the assumption that funding is distributed by transit operators in relative proportion to where people live then on a per capita basis, then roughly twice as much money is spent on the minority population (\$24/person) than the non-minority population (\$12). Figure 1 shows that in areas with higher concentrations of minority residents, there is also a higher concentration of transit service.

Analysis of Transportation System Investments

From the previously demonstrated mapping and funding analyses, there are no disparate impacts based on race, color, or national origin.

¹ Population numbers are derived by aggregating the census tracts which fall within (or partially within) each transit operator's service area.

² Estimated expenditures are derived by taking the per capita funding calculation and multiplying that number by minority and non-minority population data for each transit operator's service area.

³ ECT = City of East Chicago Transit

NTDR = North Township Dial-a-Ride

SLCCS = South Lake County Community Services, Inc

OE = Opportunity Enterprises, Inc

PCACS = Porter County Aging and Community Services, Inc

V-Line/Dash = City of Valparaiso

TransPorte = City of La Porte

NICTD = Northern Indiana Commuter Transportation District

GPTC = Gary Public Transportation Corporation

MCT = Michigan City Transit

A description of the procedures the MPO uses to pass through FTA financial assistance to subrecipients in a non-discriminatory manner.

NIRPC is both the MPO and the direct recipient and does not operate public transit. In order to pass through FTA funds to sub-recipients, NIRPC requires the affected transit operators to participate in the MPO's project solicitation process for the required Transportation Improvement Program (TIP). The TIP project selection process utilizes criteria based on the goals and objectives contained in the current adopted long range plan (2040 Comprehensive Regional Plan). The project selection process results in a prioritized list of projects to be included in the TIP. The project criteria are applied to every application for FTA funds, regardless of mode or size.

The project selection process is conducted every two years to maintain a current list of eligible projects. The call for projects is issued via media and mailings to known public transit operators. The call notes that operators must be eligible for FTA programs that support operations and maintenance of public transit.

Once applications are received, projects are listed by score. The Transit Operators' Roundtable is the primary transit stakeholder group and acts to review and evaluate the submittals. Every public transit operator in the three-county area has a seat and a vote on the Roundtable. As both the MPO and the direct recipient, NIRPC does not operate public transit and therefore does not have a vote on the Roundtable.

Once the Roundtable has completed its review the list of recommended projects is forwarded to the MPO Transportation Policy Committee for approval to release for public comment as part of the proposed TIP. Upon completion of the public review period, and assuming a positive outcome, the TIP is presented to the NIRPC Board of Commissioners for adoption. Once the TIP has been approved, the direct recipients may proceed with the FTA process of grants.

A description of the procedures the MPO uses to provide assistance to potential subrecipients applying for funding, including its efforts to assist applicants that would serve predominantly minority populations.

NIRPC is both the MPO and the direct recipient and does not operate public transit. Procedurally, NIRPC includes all known private providers of transit in the distribution of the TIP call for projects. The solicitation notes the need to establish eligibility for non-public operators as a condition of participation in the grant process. The solicitation is distributed to the four major daily papers, multiple radio stations, and posted on NIRPC's website and Facebook page. Three of the major daily papers serve areas with concentrations of minority and low income persons.

When an inquiry is received about accessing federal transit funds, an opportunity to meet with staff is always offered, regardless of where the service may be provided. Staff reviews the proposed services based on project eligibility, financial capacity of operator, and long-term sustainability of the service.

The first meeting is to exchange information about the proposed service, and about the federal funding programs. If a potential provider has prepared documents (usually a business plan) the staff will review them with the provider. Staff provides information on FTA, its funding opportunities, and oversight requirements. If appropriate, staff will recommend contacting a specific public operator to determine partnership opportunities, particularly in areas underserved by existing transit. Staff will help identify project weaknesses and recommend solutions, if possible.

Follow-up meetings and inspection of facilities are scheduled if the proposed service is found eligible and the operator is interested in proceeding. More detailed information on the operator's past experience and financial capacity to manage federal funds is generally the subject of the first follow-up meeting. Staff will maintain close contact with the operator for as long as the operator wishes to pursue a grant. Staff will continue to provide technical assistance as needed as is done for all of the transit operators in the MPO planning area.

Part III. NIRPC Recertification Attachments

Attachment #1: NIRPC's Title VI Complaint Procedures

Attachment #2: Limited English Proficiency Strategy

Attachment #3: 2010 Limited English Proficiency Demographic Profile

Attachment #4: Minority & Low Income Population Distribution Maps

Attachment #5: Minority & Low Income Population Distribution Chart

Attachment #1: NIRPC's Title VI Complaint Procedures

NIRPC Procedures for Tracking and Investigating Civil Rights Complaints

Title VI of the Civil Rights Act of 1964, as amended, prohibits discrimination on the basis of race, color, or national origin in programs and services funded, in whole or part, by financial assistance from the United States Government. NIRPC extends this prohibition to individuals on the basis of disability, religion and gender. Section 504 of the Rehabilitation Act of 1973 (Section 504) and the Americans with Disabilities Act (ADA) prohibit discrimination on the basis of disability.

All services and programs operated or sponsored by the Northwestern Indiana Regional Planning Commission, 6100 Southport Road, Portage, Indiana, 46368 are subject to the requirements and obligations of Title VI, Section 504 and the ADA. It is the intention of the Northwestern Indiana Regional Planning Commission (NIRPC) to comply fully with Title VI, Section 504 and the ADA.

Under the provisions of Title VI, Section 504 and the ADA, persons who believe that they have experienced or witnessed any act or inaction, intentional or otherwise, in any program, service, or activity operated by or sponsored by the NIRPC that results in or may result in disparate treatment or impact, or perpetuates the effects of prior discrimination on the basis of race, color, national origin, gender, religion, or disability may file a written complaint with the NIRPC or directly with the U.S. Federal Transit Administration (FTA), the Federal Highway Administration (FHWA), or the Indiana Department of Transportation (INDOT).

Complaints filed directly with FTA must be mailed within 180 days of any alleged discrimination. Complaints should be mailed to:

Federal Transit Administration Office of Civil Rights
Attention Title VI Program Coordinator
East Building, 5th Floor – TCR
1200 New Jersey Ave. , SE
Washington, D. C, 20590

Complaints filed directly with FHWA must be mailed within 180 days of any alleged discrimination. Complaints should be mailed to:

Federal Highway Administration Office of Civil Rights
Attention: Title VI Program Coordinator
1200 New Jersey Ave. SE
Washington, D.C. 20590

Complaints filed directly with INDOT must be mailed within 180 days of any alleged discrimination. Complaints should be mailed to:

Indiana Department of Transportation
Attention Title VI Program Coordinator
100 N. Senate Ave. Room 750
Indianapolis, Indiana 46204

Or via the INDOT website at: <http://www.in.gov/indot/div/legal/dbe/titlesix.htm#complaints>

How to File a Complaint to NIRPC

A person with a Title VI or ADA complaint may also submit the complaint to NIRPC using the following procedures:

1. A complaint may be submitted in writing and must include the person's name and contact information, the date of the incident, and the identity of the person or department or service that caused the complaint. Complaints may be sent via mail, email, fax, or hand delivered and shall be addressed to the NIRPC Compliance Manager 6100 Southport Road, Portage, IN 46368. ahammond@nirpc.org
2. A complaint may be taken verbally and must include the person's name and contact information, the date of the incident, and the identity of the person, department or service that caused the complaint.
3. Persons with a complaint may request a neutral third party to hear a verbal complaint or assist with a written complaint. The selection of the neutral third party shall be made cooperatively between NIRPC and the person filing the complaint.
4. All complaints shall be addressed to the NIRPC Compliance Manager.

NIRPC Complaint Procedure

1. The person filing a complaint on the basis of discrimination based on race, color, gender, religion, national origin or disability will be informed that the complaint may be either filed directly with the FTA, FHWA, INDOT or with NIRPC. It shall be the responsibility of the Compliance Manager of NIRPC, or his designee, to track, investigate and document Title VI, Section 504, and ADA complaints.
2. If the person opts to file the complaint with NIRPC, the complaint will be directed by the Compliance Manager to the appropriate department manager for a fact-finding review. The manager will prepare a written response to the complaint and submit it to the NIRPC Compliance Manager.
3. If the NIRPC Compliance Manager determines that the fact-finding review substantiated the complaint, he shall report the same to the NIRPC Executive Director, who will order, or authorize the Compliance Manager to order, corrective action be taken as warranted.
4. The person who filed the complaint will be consulted as to the adequacy of the proposed remedy. If acceptable, the matter is concluded.
5. If the proposed remedy is not acceptable, the person who filed the complaint may appeal and request a hearing with the NIRPC Finance and Personnel Committee for purposes of stating their complaint and identifying an appropriate remedy.
6. The Finance and Personnel Committee will issue a response and recommend a remedy within ten days of the hearing.
7. If acceptable, the matter is concluded. If not, the person is again advised of the appropriate steps to appeal the complaint with the FTA, FHWA or INDOT.

8. The NIRPC Director of Finance and Administration shall maintain the files and records of the NIRPC relating to the complaints filed verbal and written for a period of three years.

Requests for this document in alternate format or assistance in preparing a complaint may be directed to NIRPC staff Allen Hammond at ahammond@nirpc.org, or by phone at 219/763-6060. TTY users may utilize the Relay Indiana Service by calling 711 or (800) 743-3333.

**The Northwestern Indiana Regional Planning Commission
COMPLAINT FORM**

All written complaints about any matter relating to civil rights, shall be submitted on this form. NIRPC will assist those who submit verbal complaints to transfer these complaints onto this written form. You are required to complete all sections. Before completing this form, please ensure that you have read NIRPC's Procedures for Tracking and Investigating Civil Rights Complaints. You should expect an acknowledgement within 10 working days and will be informed of the outcome of your complaint within 90 days, unless NIRPC notifies you that the investigation will need additional time.

This form should be sent to the Compliance Manager of the Northwestern Indiana Regional Planning Commission

Please keep a copy of this form for your records, plus any material you submit.

SECTION A - YOUR DETAILS

Title Name(s).....

Address

.....

CityState..... Zip

Telephone Number

SECTION B - NATURE OF THE COMPLAINT

Please set out below the main points of your complaint.

Use additional sheets if necessary.

PLEASE LIST ANY DOCUMENTARY EVIDENCE ATTACHED AND MAKE SURE YOU KEEP A COPY.

(E.g., any correspondence, list of dates when events occurred, or other documentation related to your complaint)

SECTION C - AN OUTLINE OF THE ACTION YOU HAVE TAKEN SO FAR

Please outline the steps you have already taken to resolve your complaint **informally**:

With whom was it discussed?

Date

Position

Department(s)

Describe the outcome of any action taken so far and explain why you believe that the matter has not yet been resolved.

SECTION D - DESIRED OUTCOME

Please describe the action you would like to see taken in order to resolve the complaint to your satisfaction.

SECTION E - DECLARATION

I believe that the above information is accurate. I confirm that details of this complaint can be passed on to the NIRPC Finance and Personnel Committee for appeal (if applicable).

Signature:

Name

Contact Information

Date:

FOR OFFICE USE ONLY:

Acknowledgement sent

Reply sent

Complaint forwarded to department

Response received

What action (if any) is now needed?

.....

.....

Attachment #2: Limited English Proficiency Strategy

Northwestern Indiana Regional Planning Commission Lake, Porter, and LaPorte Counties, Indiana

Northwestern Indiana Regional Planning Commission (NIRPC) receives federal financial assistance from the US Department of Transportation (US DOT). For this reason it is subject to the US DOT's Limited English Proficiency Guidance, issued on December 14, 2005. NIRPC has prepared a Limited English Proficiency (LEP) strategy, as well as completed the Four Factor Analysis suggested in the guidance.

NIRPC offers services to outside entities that include: 1) Transportation Planning & Technical Assistance; 2) Public Transit Grants Management, Oversight, Procurement, and Technical Assistance; and 3) Environmental Public Education. NIRPC also passes FTA public transit funds through to seven (7) public transit operators in Lake, Porter, and LaPorte Counties.

Pass-Through Public Transit Operators. The Public Transit Grants division, among other things, passes FTA funds through to seven (7) public transit operators in the three county area. A separate LEP analysis was not prepared for these operators. The three operators serving identified LEP areas have long acknowledged the need for and developed second language schedules and rider guides, and other service information. These operators include East Chicago Transit, North Township Dial-a-Ride and City of La Porte Transporte.

Demographic Data. Demographic data for northwest Indiana shows a significant concentration of Limited English Proficiency (LEP) persons in ten census tracts in northern Lake County. One of these is in Gary (Indiana), which is outside of the area covered by NIRPC's transit subrecipients but within the area of our other services (Planning and Environmental Education).

The Four Factor Analysis.

Number or proportion of LEP persons eligible to be served or likely to be served or encountered by a program, activity, or service.

Transportation Planning & Technical Assistance: Fewer than 10 persons per year.

Persons served or encountered under these programs on a regular (ongoing) basis are those regular participants in the metropolitan transportation planning process, representatives of cities, towns, and counties, and technical personnel, including engineers and federal/state transportation officials.

Persons served or encountered on a sporadic basis are members of the general public who are asked to serve on planning focus groups to comment on transportation plans and projects. These are usually one-time only encounters.

Public Transit Grants Management, Oversight, Procurement, and Technical Assistance: Fewer than 10 persons per year.

Most encounters are the representatives of local transit operators, chief elected officials, and State/FTA officials.

Environmental Services: Over 500 persons per year (estimated)

Most encounters here are with the public at outreach events, which occur at public schools, county fairs, recycling events, and other sometimes unusual locations and venues.

Frequency with which LEP persons come in contact with the program.

Transportation Planning and Technical Assistance: Low Frequency

The public is involved in the transportation planning process through purposeful, intentional interactions (such as open houses, focus groups, and other venues established with the intent of obtaining thoughts, ideas, comments, and suggestions regarding a vision of the future. These events are usually held in conjunction with a long range transportation plan development (every four years) and transportation improvement program development (every two years).

There is also a Transportation Policy Committee (TPC) that meets monthly at which topics of interest, including policy recommendations are considered & recommended for approval by the NIRPC Board.

Public Transit Grants Management, Oversight, Procurement, and Technical Assistance: Low Frequency

This function within NIRPC is responsible for all post-grant activities associated with FTA grants.

Environmental Services: Moderate Frequency

This division of NIRPC operates an air quality public education program funded with FHWA Congestion Mitigation/Air Quality Program funds. There is significant interaction with school-age children, environmental organizations, public officials, and community groups on an ongoing basis.

The nature and importance of the program, activity, or service provided by the recipient to people's lives.

All Services: Very Low to Low

NIRPC's services to the public are neither life-sustaining nor critical to the daily needs of people. Transportation planning, transit grant administration, transit subrecipient oversight/procurement, and environmental education are not quite as significant in comparison to the need for food, human services, medical services, transportation, and other similar, life-sustaining services.

The resources available to the recipient and costs.

The cost of developing written materials in multiple languages has not been explored. However, given the low encounter rates discussed earlier, it is likely that a large scale production of written documents, such as transportation plans, transportation improvement programs, and air quality conformity determinations within the metropolitan planning division would be expensive. In these instances the cost of translating these documents would likely not be cost-effective.

The environmental education program does not generate any significant planning studies and related documents. It already produces some Spanish-language materials that are intended for direct distribution to the public in northern Lake County.

Planning funds may be used for document translation.

Conclusion.

The low number of LEP persons accessing services in the past, the low frequency at which LEP persons encounter NIRPC's services, and the insignificant value of our services to the daily lives of people all seem to indicate that only very limited measures are needed to address needs of the LEP (primarily Spanish-speaking) population.

A staff person who is fluent in Spanish has been assigned to handle all telephone calls and respond to e-mail messages that are placed or sent by a person speaking Spanish.

Se habla español "Spanish is spoken" is placed on public documents and NIRPC's website.

The NIRPC website can be translated into Arabic, Chinese, French, German, Greek, Hindi, Italian, Korean, Macedonian, Polish, Portuguese, Russian, Serbian, Spanish and Thai using the "Translate This Page" option available on the NIRPC website.

Regarding metropolitan planning, when NIRPC communicates with the public regarding an opportunity for anyone to participate in, comment on, or provide input to, some effort is needed to communicate with LEP persons so that their thoughts, concerns, and suggestions may be heard and understood.

Upon-request, up to 48 hours before a transportation outreach event, a staff person fluent in Spanish will be assigned to attend the outreach event and translate comments made in Spanish. If a staff person is not available a translator will be hired.

There is no need for grant administration, oversight, and procurement program-related materials to be translated.

The number of encounters with LEP populations is higher in the environmental department than other NIRPC divisions. There is a need for bilingual environmental education materials in locations where there is a significant Spanish-speaking population. Due to this, the Environmental Division has and will continue to translate core educational materials into Spanish and distribute these materials in these areas. Materials include a asthma awareness guide, a watershed protection booklet, and a Citizens Guide to the MS4 Program.

- | | |
|---|------------------------|
| <input type="checkbox"/> <p>ضع علامة في هذا المربع إذا كنت تقرأ أو تتحدث العربية.</p> | 1. Arabic |
| <input type="checkbox"/> <p>Խոսողո՞ւմ ե՞նք նշո՞ւմ կատարե՞ք այս քառակուսում,
եթե խոսում կամ կարողում եք հայերեն:</p> | 2. Armenian |
| <input type="checkbox"/> <p>যদি আপনি বাংলা পড়েন বা বলেন তা হলে এই বাক্সে দাগ দিন।</p> | 3. Bengali |
| <input type="checkbox"/> <p>ឈ្មួញក្នុងប្រអប់នេះ បើអ្នកអាន ឬនិយាយភាសា ខ្មែរ ។</p> | 4. Cambodian |
| <input type="checkbox"/> <p>Motka i kakhon ya yangin ûntûngnu' manaitai pat ûntûngnu' kumentos Chamorro.</p> | 5. Chamorro |
| <input type="checkbox"/> <p>如果你能读中文或讲中文，请选择此框。</p> | 6. Simplified Chinese |
| <input type="checkbox"/> <p>如果你能讀中文或講中文，請選擇此框。</p> | 7. Traditional Chinese |
| <input type="checkbox"/> <p>Označite ovaj kvadratić ako čitate ili govorite hrvatski jezik.</p> | 8. Croatian |
| <input type="checkbox"/> <p>Zaškrtněte tuto kolonku, pokud čtete a hovoříte česky.</p> | 9. Czech |
| <input type="checkbox"/> <p>Kruis dit vakje aan als u Nederlands kunt lezen of spreken.</p> | 10. Dutch |
| <input type="checkbox"/> <p>Mark this box if you read or speak English.</p> | 11. English |
| <input type="checkbox"/> <p>اگر خواندن و نوشتن فارسي بلد هستيد، اين مربع را علامت بنيد.</p> | 12. Farsi |

<input type="checkbox"/>	Cocher ici si vous lisez ou parlez le français.	13. French
<input type="checkbox"/>	Kreuzen Sie dieses Kästchen an, wenn Sie Deutsch lesen oder sprechen.	14. German
<input type="checkbox"/>	Σημειώστε αυτό το πλαίσιο αν διαβάζετε ή μιλάτε Ελληνικά.	15. Greek
<input type="checkbox"/>	Make kazyè sa a si ou li oswa ou pale kreyòl ayisyen.	16. Haitian Creole
<input type="checkbox"/>	अगर आप हिन्दी बोलते या पढ़ सकते हैं तो इस बक्स पर चिह्न लगाएँ।	17. Hindi
<input type="checkbox"/>	Kos lub voj no yog koj paub twm thiab hais lus Hmoob.	18. Hmong
<input type="checkbox"/>	Jelölje meg ezt a kockát, ha megérti vagy beszél a magyar nyelvet.	19. Hungarian
<input type="checkbox"/>	Markaam daytoy nga kahon no makabasa wenno makasaoka iti Ilocano.	20. Ilocano
<input type="checkbox"/>	Marchi questa casella se legge o parla italiano.	21. Italian
<input type="checkbox"/>	日本語を読んだり、話せる場合はここに印を付けてください。	22. Japanese
<input type="checkbox"/>	한국어를 읽거나 말할 수 있으면 이 칸에 표시하십시오.	23. Korean
<input type="checkbox"/>	ໃຫ້ໝາຍໃສ່ຊ່ອງນີ້ ຖ້າທ່ານອ່ານຫຼືປາກພາສາລາວ.	24. Laotian
<input type="checkbox"/>	Prosimy o zaznaczenie tego kwadratu, jeżeli posługuje się Pan/Pani językiem polskim.	25. Polish

DB-3309

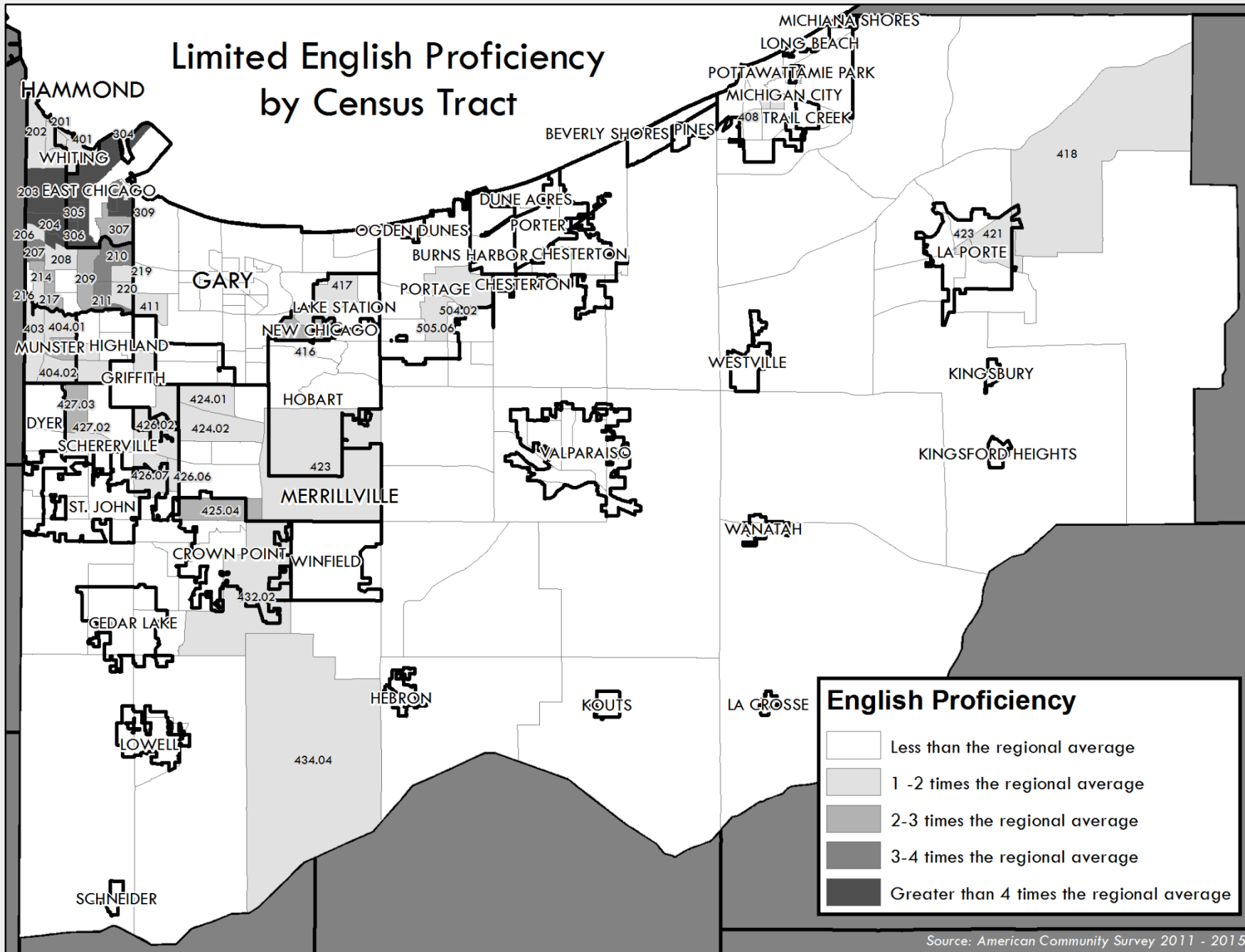
U.S. DEPARTMENT OF COMMERCE
Economics and Statistics Administration
U.S. CENSUS BUREAU

<input type="checkbox"/>	Assinale este quadrado se você lê ou fala português.	26. Portuguese
<input type="checkbox"/>	Însemnați această căsuță dacă citiți sau vorbiți românește.	27. Romanian
<input type="checkbox"/>	Пометьте этот квадратик, если вы читаете или говорите по-русски.	28. Russian
<input type="checkbox"/>	Обележите овај квадратикћ уколико читате или говорите српски језик.	29. Serbian
<input type="checkbox"/>	Označte tento štvorček, ak viete čítať alebo hovoriť po slovensky.	30. Slovak
<input type="checkbox"/>	Marque esta casilla si lee o habla español.	31. Spanish
<input type="checkbox"/>	Markahan itong kuwadrado kung kayo ay marunong magbasa o magsalita ng Tagalog.	32. Tagalog
<input type="checkbox"/>	ให้กาเครื่องหมายลงในช่องดำท่านอ่านหรือพูดภาษาไทย.	33. Thai
<input type="checkbox"/>	Maaka 'i he puha ni kapau 'oku ke lau pe lea fakatonga.	34. Tongan
<input type="checkbox"/>	Відмітьте цю клітинку, якщо ви читаете або говорите українською мовою.	35. Ukrainian
<input type="checkbox"/>	اگر آپ اردو پڑھتے یا بولتے ہیں تو اس خانے میں نشان لگائیں۔	36. Urdu
<input type="checkbox"/>	Xin đánh dấu vào ô này nếu quý vị biết đọc và nói được Việt Ngữ.	37. Vietnamese
<input type="checkbox"/>	באצייכנט דעם קעסטל אויב איר לייענט אדער רעדט אידיש.	38. Yiddish

DB-3309

U.S. DEPARTMENT OF COMMERCE
Economics and Statistics Administration
U.S. CENSUS BUREAU

Limited English Proficiency by Census Tract



Attachment #3: Limited English Proficiency by Census Tract – Demographic Profile

Source: U.S. Census Bureau, 2008-2012 American Community Survey, Table S1601: Language Spoken at Home

Cell shading shows limited English populations of <1x 1-2x 2-3x 3-4x >4x ...the regional average (3.84%)

Geography		Population 5 years and over	Speak Spanish or Spanish Creole and Speak English less		Speak Other Indo-European languages and Speak English		Speak Asian and Pacific Island Languages and		Speak Other Languages and Speak English less		Speak English less than "very well": Total		Operator Code
Census Tract	County	Persons	Persons	Percent	Persons	Percent	Persons	Percent	Persons	Percent	Persons	Percent	
101	Lake	4,250	7	0.2%	10	0.2%	-	-	-	-	17	0.4%	9
102.01	Lake	5,659	-	-	-	-	11	0.2%	31	0.5%	42	0.7%	9
102.03	Lake	2,410	-	-	-	-	-	-	-	-	-	-	9
102.05	Lake	1,199	33	2.8%	-	-	-	-	13	1.1%	46	3.8%	9
103.02	Lake	2,899	35	1.2%	-	-	-	-	-	-	35	1.2%	9
103.04	Lake	2,976	80	2.7%	-	-	-	-	-	-	80	2.7%	9
104	Lake	2,573	-	-	10	0.4%	-	-	-	-	10	0.4%	9
105	Lake	1,106	15	1.4%	5	0.5%	-	-	-	-	20	1.8%	9
106	Lake	1,325	-	-	-	-	-	-	-	-	-	-	9
109	Lake	1,109	-	-	-	-	-	-	-	-	-	-	9
110	Lake	1,660	-	-	-	-	-	-	7	0.4%	7	0.4%	9
111	Lake	4,166	14	0.3%	-	-	-	-	-	-	14	0.3%	9
112	Lake	3,852	20	0.5%	10	0.3%	-	-	-	-	30	0.8%	9
113	Lake	1,597	-	-	-	-	-	-	-	-	-	-	9
114	Lake	1,188	6	0.5%	-	-	-	-	-	-	6	0.5%	9
115	Lake	2,160	29	1.3%	-	-	-	-	-	-	29	1.3%	4, 9
116	Lake	2,446	28	1.1%	8	0.3%	-	-	-	-	36	1.5%	9
117	Lake	845	-	-	-	-	-	-	-	-	-	-	9
118	Lake	1,306	5	0.4%	19	1.5%	-	-	-	-	24	1.8%	9
119	Lake	1,985	1	0.1%	-	-	-	-	-	-	1	0.1%	9
120	Lake	932	5	0.5%	-	-	-	-	-	-	5	0.5%	9
121	Lake	1,187	-	-	-	-	-	-	-	-	-	-	9
122	Lake	1,263	-	-	-	-	-	-	-	-	-	-	9
123	Lake	3,245	44	1.4%	-	-	7	0.2%	-	-	51	1.6%	4, 9
124	Lake	4,493	85	1.9%	-	-	-	-	-	-	85	1.9%	9

Geography		Population 5 years and over	Speak Spanish or Spanish Creole and Speak English less		Speak Other Indo-European languages and Speak English		Speak Asian and Pacific Island Languages and		Speak Other Languages and Speak English less		Speak English less that "very well": Total		Operator Code
Census Tract	County	Persons	Persons	Percent	Persons	Percent	Persons	Percent	Persons	Percent	Persons	Percent	
125	Lake	4,108	29	0.7%	28	0.7%	-	-	-	-	57	1.4%	9
126	Lake	2,643	37	1.4%	10	0.4%	-	-	-	-	47	1.8%	9
127	Lake	3,878	-	-	11	0.3%	-	-	-	-	11	0.3%	9
128	Lake	2,105	9	0.4%	-	-	-	-	-	-	9	0.4%	9
201	Lake	4,557	351	7.7%	30	0.7%	-	-	-	-	381	8.4%	1, 3, 9
202	Lake	2,739	163	6.0%	21	0.8%	-	-	-	-	184	6.7%	1, 3, 9
203	Lake	6,383	732	11.5%	45	0.7%	7	0.1%	42	0.7%	826	12.9%	1, 3, 9
204	Lake	4,740	857	18.1%	12	0.3%	-	-	-	-	869	18.3%	1, 3, 9
205	Lake	3,453	747	21.6%	-	-	-	-	-	-	747	21.6%	1, 3, 9
206	Lake	1,922	79	4.1%	9	0.5%	-	-	-	-	88	4.6%	1, 3, 9
207	Lake	4,457	647	14.5%	26	0.6%	-	-	-	-	673	15.1%	1, 3, 9
208	Lake	3,976	229	5.8%	19	0.5%	-	-	-	-	248	6.2%	1, 3, 9
209	Lake	3,704	131	3.5%	-	-	90	2.4%	9	0.2%	230	6.2%	1, 3, 9
210	Lake	4,951	458	9.2%	54	1.1%	104	2.1%	121	2.4%	737	14.9%	1, 3, 9
211	Lake	2,823	209	7.4%	8	0.3%	12	0.4%	-	-	229	8.1%	1, 3, 9
213	Lake	3,170	71	2.2%	8	0.3%	-	-	-	-	79	2.5%	1, 3, 9
214	Lake	4,606	674	14.6%	-	-	7	0.2%	-	-	681	14.8%	1, 3, 9
215	Lake	2,408	142	5.9%	-	-	-	-	-	-	142	5.9%	1, 3
216	Lake	3,085	144	4.7%	11	0.4%	-	-	-	-	155	5.0%	1, 3, 9
217	Lake	4,102	192	4.7%	35	0.9%	26	0.6%	-	-	253	6.2%	1, 3, 9
218	Lake	3,349	167	5.0%	-	-	-	-	-	-	167	5.0%	1, 3, 9
219	Lake	5,053	301	6.0%	31	0.6%	-	-	-	-	332	6.6%	1, 3, 9
220	Lake	4,599	121	2.6%	21	0.5%	9	0.2%	10	0.2%	161	3.5%	1, 3, 9
301	Lake	761	-	-	-	-	-	-	-	-	-	-	1, 3, 9
302	Lake	1,593	226	14.2%	-	-	-	-	-	-	226	14.2%	1, 3, 9
303	Lake	2,601	43	1.7%	-	-	-	-	-	-	43	1.7%	1, 3, 9
304	Lake	3,303	711	21.5%	11	0.3%	-	-	-	-	722	21.9%	1, 3, 9
305	Lake	3,511	733	20.9%	26	0.7%	38	1.1%	-	-	798	22.7%	1, 3, 9
306	Lake	5,168	1,128	21.8%	9	0.2%	-	-	19	0.4%	1,157	22.4%	1, 3, 9
307	Lake	1,970	134	6.8%	-	-	-	-	-	-	134	6.8%	1, 3, 9

Geography		Population 5 years and over	Speak Spanish or Spanish Creole and Speak English less		Speak Other Indo-European languages and Speak English		Speak Asian and Pacific Island Languages and		Speak Other Languages and Speak English less		Speak English less than "very well": Total		Operator Code
Census Tract	County	Persons	Persons	Percent	Persons	Percent	Persons	Percent	Persons	Percent	Persons	Percent	
308	Lake	3,829	790	20.6%	7	0.2%	-	-	-	-	797	20.8%	1, 3, 9
309	Lake	3,108	283	9.1%	34	1.1%	-	-	-	-	317	10.2%	1, 3, 9
310	Lake	1,242	25	2.0%	-	-	-	-	-	-	25	2.0%	1, 3, 9
401	Lake	1,362	21	1.5%	-	-	-	-	-	-	21	1.5%	3, 9
402	Lake	3,250	240	7.4%	58	1.8%	-	-	-	-	298	9.2%	3, 9
403	Lake	7,347	290	3.9%	209	2.8%	98	1.3%	-	-	597	8.1%	3, 9
404.01	Lake	4,820	65	1.4%	85	1.8%	42	0.9%	59	1.2%	251	5.2%	3, 9
404.02	Lake	4,233	9	0.2%	184	4.3%	23	0.5%	21	0.5%	237	5.6%	3, 9
404.03	Lake	5,776	96	1.7%	131	2.3%	47	0.8%	-	-	274	4.7%	3, 9
405.01	Lake	3,451	49	1.4%	-	-	-	-	8	0.2%	57	1.7%	3, 9
405.02	Lake	3,086	75	2.4%	84	2.7%	-	-	-	-	159	5.1%	3, 9
406	Lake	3,481	34	1.0%	122	3.5%	42	1.2%	-	-	198	5.7%	3, 9
407	Lake	4,932	77	1.6%	44	0.9%	34	0.7%	-	-	155	3.1%	3, 9
408.01	Lake	3,611	31	0.9%	7	0.2%	14	0.4%	-	-	52	1.4%	3, 9
408.02	Lake	3,813	25	0.7%	33	0.9%	10	0.3%	-	-	68	1.8%	3, 9
409	Lake	6,847	107	1.6%	162	2.4%	76	1.1%	-	-	345	5.0%	1, 4, 9
410.01	Lake	4,949	18	0.4%	18	0.4%	40	0.8%	62	1.3%	138	2.8%	1, 4, 9
410.02	Lake	3,966	96	2.4%	-	-	17	0.4%	-	-	113	2.8%	1, 4, 9
411	Lake	2,173	26	1.2%	-	-	-	-	-	-	26	1.2%	9
412	Lake	2,623	88	3.4%	-	-	-	-	-	-	88	3.4%	9
413.02	Lake	2,722	60	2.2%	-	-	-	-	-	-	60	2.2%	9
414	Lake	2,584	-	-	-	-	-	-	-	-	-	-	9
415	Lake	1,556	7	0.4%	16	1.0%	6	0.4%	-	-	29	1.9%	9
416	Lake	4,372	225	5.1%	-	-	3	0.1%	-	-	228	5.2%	4, 5, 9
417	Lake	4,176	319	7.6%	48	1.2%	-	-	21	0.5%	388	9.3%	4, 5, 9
418	Lake	6,212	193	3.1%	-	-	-	-	-	-	193	3.1%	4, 5, 6, 9
419	Lake	4,687	59	1.3%	16	0.3%	-	-	-	-	75	1.6%	4, 5, 6, 9
420	Lake	5,673	128	2.3%	-	-	41	0.7%	-	-	169	3.0%	4, 5, 6, 9
421	Lake	5,310	79	1.5%	80	1.5%	-	-	-	-	159	3.0%	4, 5, 9
422	Lake	6,243	87	1.4%	43	0.7%	-	-	-	-	130	2.1%	4, 5, 9

Geography		Population 5 years and over	Speak Spanish or Spanish Creole and Speak English less		Speak Other Indo-European languages and Speak English		Speak Asian and Pacific Island Languages and		Speak Other Languages and Speak English less		Speak English less that "very well": Total		Operator Code
Census Tract	County	Persons	Persons	Percent	Persons	Percent	Persons	Percent	Persons	Percent	Persons	Percent	
423	Lake	6,622	45	0.7%	140	2.1%	54	0.8%	-	-	239	3.6%	4, 5, 6, 9
424.01	Lake	5,624	112	2.0%	12	0.2%	-	-	15	0.3%	139	2.5%	4, 9
424.02	Lake	6,610	238	3.6%	79	1.2%	-	-	-	-	317	4.8%	4, 5, 9
424.03	Lake	4,086	208	5.1%	45	1.1%	9	0.2%	12	0.3%	274	6.7%	4, 9
425.01	Lake	5,861	101	1.7%	60	1.0%	-	-	-	-	161	2.7%	4, 9
425.03	Lake	3,113	188	6.0%	45	1.4%	-	-	-	-	233	7.5%	4, 5, 9
425.04	Lake	6,867	101	1.5%	259	3.8%	-	-	-	-	360	5.2%	4, 5, 9
425.05	Lake	5,856	71	1.2%	32	0.5%	-	-	-	-	103	1.8%	4, 5, 9
426.02	Lake	6,032	-	-	132	2.2%	-	-	16	0.3%	148	2.5%	1, 4, 9
426.05	Lake	6,730	-	-	191	2.8%	-	-	10	0.1%	201	3.0%	4, 9
426.06	Lake	2,980	65	2.2%	133	4.5%	71	2.4%	-	-	269	9.0%	4, 9
426.07	Lake	6,740	41	0.6%	168	2.5%	9	0.1%	46	0.7%	264	3.9%	4, 9
426.08	Lake	4,164	144	3.5%	6	0.1%	-	-	-	-	150	3.6%	4, 9
426.09	Lake	7,942	23	0.3%	170	2.1%	8	0.1%	-	-	201	2.5%	4, 9
427.02	Lake	5,163	51	1.0%	126	2.4%	34	0.7%	76	1.5%	287	5.6%	4, 9
427.03	Lake	4,319	-	-	101	2.3%	23	0.5%	25	0.6%	149	3.4%	4, 9
427.04	Lake	4,438	73	1.6%	86	1.9%	-	-	19	0.4%	178	4.0%	4, 9
428.01	Lake	8,902	26	0.3%	213	2.4%	51	0.6%	9	0.1%	299	3.4%	4, 9
428.02	Lake	5,197	36	0.7%	24	0.5%	9	0.2%	-	-	69	1.3%	4, 9
429.01	Lake	5,577	61	1.1%	64	1.1%	-	-	-	-	125	2.2%	4, 9
429.02	Lake	5,520	122	2.2%	93	1.7%	75	1.4%	-	-	290	5.3%	4, 9
430.01	Lake	4,362	46	1.1%	71	1.6%	-	-	-	-	117	2.7%	4, 9
430.02	Lake	4,720	174	3.7%	45	1.0%	-	-	10	0.2%	229	4.9%	4, 9
431.01	Lake	2,775	29	1.0%	-	-	13	0.5%	-	-	42	1.5%	4, 9
431.02	Lake	7,273	37	0.5%	-	-	-	-	-	-	37	0.5%	4, 9
432.01	Lake	3,370	-	-	17	0.5%	11	0.3%	-	-	28	0.8%	4, 9
432.02	Lake	7,538	35	0.5%	257	3.4%	33	0.4%	9	0.1%	334	4.4%	4, 5, 9
433	Lake	9,375	90	1.0%	106	1.1%	-	-	36	0.4%	232	2.5%	4, 5, 6, 9
434.01	Lake	6,299	1	0.0%	50	0.8%	16	0.3%	-	-	67	1.1%	4, 9
434.03	Lake	6,428	41	0.6%	17	0.3%	-	-	17	0.3%	75	1.2%	4, 9

Geography		Population 5 years and over	Speak Spanish or Spanish Creole and Speak English less		Speak Other Indo-European languages and Speak English		Speak Asian and Pacific Island Languages and		Speak Other Languages and Speak English less		Speak English less than "very well": Total		Operator Code
Census Tract	County	Persons	Persons	Percent	Persons	Percent	Persons	Percent	Persons	Percent	Persons	Percent	
434.04	Lake	1,739	8	0.5%	61	3.5%	-	-	-	-	69	4.0%	4, 6, 9
434.05	Lake	4,825	17	0.4%	26	0.5%	-	-	-	-	43	0.9%	4, 9

Lake Total		462,030	15,658	3.39%	4,697	1.02%	1,220	0.26%	723	0.16%	22,297	4.83%	1, 3, 4, 5, 6, 9
------------	--	---------	--------	-------	-------	-------	-------	-------	-----	-------	--------	-------	------------------

501.01	Porter	8,590	-	-	22	0.3%	52	0.6%	2	0.0%	76	0.9%	5, 6, 9
501.03	Porter	7,868	7	0.1%	111	1.4%	21	0.3%	-	-	139	1.8%	5, 6, 9
502.02	Porter	5,470	20	0.4%	-	-	-	-	-	-	20	0.4%	5, 6, 9
502.03	Porter	6,331	12	0.2%	38	0.6%	17	0.3%	-	-	67	1.1%	5, 6, 9
503	Porter	6,082	43	0.7%	12	0.2%	-	-	-	-	55	0.9%	5, 6, 9
504.02	Porter	7,439	300	4.0%	47	0.6%	14	0.2%	6	0.1%	367	4.9%	5, 6, 9
504.05	Porter	1,046	-	-	3	0.3%	5	0.5%	-	-	8	0.8%	5, 6, 9
504.07	Porter	3,820	98	2.6%	25	0.7%	-	-	-	-	123	3.2%	5, 6, 9
505.01	Porter	5,515	72	1.3%	16	0.3%	-	-	-	-	88	1.6%	5, 6, 9
505.03	Porter	4,973	23	0.5%	-	-	-	-	-	-	23	0.5%	5, 6, 9
505.05	Porter	2,302	43	1.9%	-	-	-	-	-	-	43	1.9%	5, 6, 9
505.06	Porter	5,731	250	4.4%	-	-	-	-	-	-	250	4.4%	5, 6, 9
505.07	Porter	3,519	45	1.3%	-	-	-	-	-	-	45	1.3%	5, 6, 9
505.08	Porter	5,389	77	1.4%	65	1.2%	-	-	-	-	142	2.6%	5, 6, 9
505.09	Porter	4,531	140	3.1%	16	0.4%	35	0.8%	-	-	191	4.2%	5, 6, 9
506.02	Porter	4,305	15	0.3%	-	-	16	0.4%	-	-	31	0.7%	5, 6, 7, 9
506.03	Porter	3,025	13	0.4%	-	-	100	3.3%	-	-	113	3.7%	5, 6, 7, 9
506.04	Porter	7,942	-	-	47	0.6%	50	0.6%	11	0.1%	108	1.4%	5, 6, 7, 9
507.02	Porter	7,285	61	0.8%	38	0.5%	18	0.2%	30	0.4%	147	2.0%	5, 6, 7, 9
507.03	Porter	3,203	14	0.4%	-	-	-	-	-	-	14	0.4%	5, 6, 7, 9
507.04	Porter	4,141	6	0.1%	15	0.4%	77	1.9%	-	-	98	2.4%	5, 6, 7, 9
508	Porter	6,278	339	5.4%	42	0.7%	-	-	-	-	381	6.1%	5, 6, 7, 9
509	Porter	4,565	21	0.5%	-	-	71	1.6%	-	-	92	2.0%	5, 6, 7, 9
510.02	Porter	7,981	68	0.9%	6	0.1%	-	-	-	-	74	0.9%	5, 6, 7, 9
510.05	Porter	4,300	22	0.5%	9	0.2%	-	-	-	-	31	0.7%	5, 6, 9

Geography		Population 5 years and over	Speak Spanish or Spanish Creole and Speak English less		Speak Other Indo-European languages and Speak English		Speak Asian and Pacific Island Languages and		Speak Other Languages and Speak English less		Speak English less that "very well": Total	Operator Code	
Census Tract	County	Persons	Persons	Percent	Persons	Percent	Persons	Percent	Persons	Percent	Persons	Percent	
510.06	Porter	4,015	-	-	68	1.7%	39	1.0%	-	-	107	2.7%	5, 6, 9
510.07	Porter	6,962	21	0.3%	10	0.1%	-	-	-	-	31	0.4%	5, 6, 9
510.08	Porter	2,016	50	2.5%	-	-	-	-	-	-	50	2.5%	5, 6, 9
511.01	Porter	5,888	19	0.3%	77	1.3%	-	-	-	-	96	1.6%	5, 6, 9
511.02	Porter	4,143	3	0.1%	-	-	5	0.1%	-	-	8	0.2%	5, 6, 9

Porter Total		154,655	1,782	1.15%	667	0.43%	520	0.34%	49	0.03%	3,018	1.95%	5, 6, 7, 9
--------------	--	---------	-------	-------	-----	-------	-----	-------	----	-------	-------	-------	------------

401	LaPorte	4,326	57	1.3%	-	-	-	-	-	-	57	1.3%	9
403	LaPorte	2,428	9	0.4%	33	1.4%	-	-	29	1.2%	71	2.9%	9
404	LaPorte	2,867	8	0.3%	-	-	-	-	-	-	8	0.3%	9
405	LaPorte	3,332	9	0.3%	12	0.4%	35	1.1%	-	-	56	1.7%	9
406	LaPorte	4,388	124	2.8%	-	-	-	-	7	0.2%	131	3.0%	9
407	LaPorte	1,558	128	8.2%	9	0.6%	-	-	-	-	137	8.8%	9
408	LaPorte	2,847	14	0.5%	15	0.5%	37	1.3%	15	0.5%	81	2.8%	9
409	LaPorte	2,444	-	-	7	0.3%	-	-	7	0.3%	14	0.6%	9
411	LaPorte	2,198	16	0.7%	27	1.2%	-	-	-	-	43	2.0%	9
412	LaPorte	1,008	1	0.1%	-	-	6	0.6%	-	-	7	0.7%	9
413	LaPorte	2,115	-	-	-	-	23	1.1%	-	-	23	1.1%	9
414	LaPorte	3,408	43	1.3%	35	1.0%	-	-	7	0.2%	85	2.5%	5, 9
415	LaPorte	5,060	25	0.5%	15	0.3%	-	-	-	-	40	0.8%	5, 9
416	LaPorte	5,592	45	0.8%	44	0.8%	-	-	-	-	89	1.6%	9
417	LaPorte	3,189	28	0.9%	20	0.6%	-	-	-	-	48	1.5%	9
418	LaPorte	5,841	200	3.4%	37	0.6%	-	-	-	-	237	4.1%	8, 9
419	LaPorte	5,591	34	0.6%	-	-	-	-	-	-	34	0.6%	9
420	LaPorte	2,225	38	1.7%	33	1.5%	-	-	-	-	71	3.2%	8, 9
421	LaPorte	6,200	334	5.4%	-	-	-	-	-	-	334	5.4%	8, 9
422	LaPorte	3,168	24	0.8%	9	0.3%	-	-	-	-	33	1.0%	8, 9
423	LaPorte	2,209	68	3.1%	8	0.4%	-	-	-	-	76	3.4%	8, 9
424	LaPorte	6,106	275	4.5%	36	0.6%	30	0.5%	-	-	341	5.6%	8, 9

Geography		Population 5 years and over	Speak Spanish or Spanish Creole and Speak English less		Speak Other Indo-European languages and Speak English		Speak Asian and Pacific Island Languages and		Speak Other Languages and Speak English less		Speak English less than "very well": Total		Operator Code
Census Tract	County	Persons	Persons	Percent	Persons	Percent	Persons	Percent	Persons	Percent	Persons	Percent	
425	LaPorte	4,659	62	1.3%	-	-	-	-	-	-	62	1.3%	8, 9
426	LaPorte	8,427	101	1.2%	7	0.1%	-	-	-	-	108	1.3%	5, 9
427	LaPorte	4,984	34	0.7%	13	0.3%	-	-	-	-	47	0.9%	9
428	LaPorte	2,799	20	0.7%	12	0.4%	-	-	-	-	32	1.1%	5, 9
429	LaPorte	3,378	8	0.2%	5	0.1%	-	-	-	-	13	0.4%	5, 9
430	LaPorte	2,342	39	1.7%	23	1.0%	62	2.6%	-	-	124	5.3%	9

LaPorte Total	104,689	1,744	1.67%	400	0.38%	193	0.18%	65	0.06%	2,402	2.29%	5, 8, 9
---------------	---------	-------	-------	-----	-------	-----	-------	----	-------	-------	-------	---------

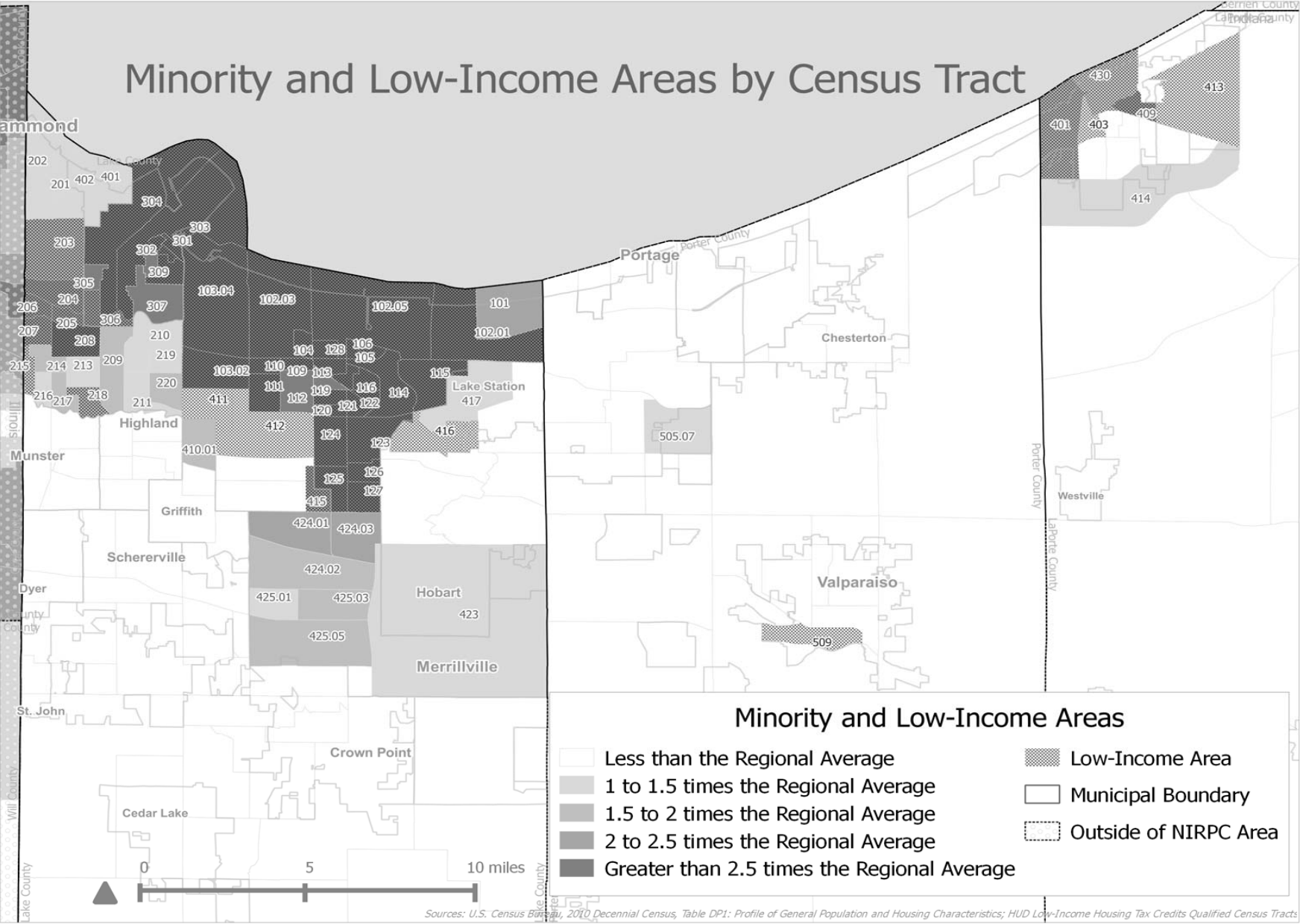
NIRPC Total	721,374	19,184	2.66%	5,763	0.80%	1,933	0.27%	837	0.12%	27,717	3.84%	1, 3, 4, 5, 6, 7, 8, 9
-------------	---------	--------	-------	-------	-------	-------	-------	-----	-------	--------	-------	------------------------

Source: U.S. Census Bureau, 2008-2012 American Community Survey, Table S1601: Language Spoken at Home

Code	Transit Operator	Name	Service Area
1	City of East Chicago Transit	ECT	East Chicago, Griffith, Hammond
3	North Township Dial-a-Ride	-	East Chicago, Hammond, Highland, Munster, Whiting
4	South Lake County Community Services, Inc	SLCCS	All of Lake County except North and Calumet Townships, but including Griffith
5	Opportunity Enterprises, Inc	OE	Porter County; Lake County E of Broadway and LaPorte County W of 421 and N of 109th.
6	Porter County Aging and Community Services, Inc	PCACS	Porter County; Lake County E of 51 (all of Lake County within 1 mile of Porter County line).
7	City of Valparaiso	V-Line	City of Valparaiso
8	City of LaPorte	TransPorte	City of LaPorte
9	Northern Indiana Commuter Transportation District	NICTD	Lake, Porter, and LaPorte Counties, other parts of NE Illinois and N Indiana.

Code #2 was previously used for the now-defunct Northwest Indiana Regional Bus Authority

Attachment #4: Minority and Low Income Population Distribution Map



Attachment #5: Minority and Low Income Population Distribution Chart

Minority and Low Income Populations by Census Tract

Sources: U.S. Census Bureau, 2010 Decennial Census, Table DP1: Profile of General Population and Housing Characteristics; HUD Low-Income Housing Tax Credits Qualified Census Tracts

Cell shading shows minority populations of <1x 1-1.5x 1.5-2x 2-2.5x >2.5x ...the regional average (34.43%)
 Low income tracts have a... **thick border**

Geography		Population	Race							Ethnicity		Total Minority		Transit Service	Low*
Tract	County	Total	White	Black	American Indian / Alaska Native	Asian	Native Hawai'in / Pacific Islander	Other Race	Two or More Races	White, Hispanic (any race)	non-Hispanic	No.	%		
101	Lake	4,312	1,333	2,795	8	28	1	30	117	160	1,258	3,054	70.8%	9	
102.01	Lake	5,696	728	4,671	27	23	0	99	148	281	635	5,061	88.9%	9	Yes
102.03	Lake	2,462	55	2,355	8	1	0	14	29	46	39	2,423	98.4%	9	Yes
102.05	Lake	1,546	90	1,359	1	3	0	59	34	139	42	1,504	97.3%	9	Yes
103.02	Lake	3,472	79	3,252	1	5	0	68	67	131	43	3,429	98.8%	9	Yes
103.04	Lake	3,149	278	2,610	6	10	2	166	77	432	97	3,052	96.9%	9	Yes
104	Lake	3,274	26	3,160	10	0	0	22	56	95	18	3,256	99.5%	9	Yes
105	Lake	957	35	884	10	2	0	15	11	46	25	932	97.4%	9	Yes
106	Lake	1,386	38	1,288	14	0	0	19	27	51	29	1,357	97.9%	9	Yes
109	Lake	977	18	924	1	0	0	12	22	32	11	966	98.9%	9	Yes
110	Lake	1,687	22	1,609	2	2	0	6	46	32	11	1,676	99.3%	9	Yes
111	Lake	4,597	30	4,467	13	0	0	12	75	61	27	4,570	99.4%	9	Yes
112	Lake	4,402	91	4,234	6	4	0	19	48	81	71	4,331	98.4%	9	
113	Lake	1,869	58	1,785	7	1	0	4	14	26	51	1,818	97.3%	9	Yes
114	Lake	1,271	8	1,232	7	0	0	2	22	15	7	1,264	99.4%	9	Yes
115	Lake	2,693	293	2,220	7	2	0	88	83	213	225	2,468	91.6%	4, 9	Yes
116	Lake	2,321	33	2,256	3	0	0	10	19	50	18	2,303	99.2%	9	Yes
117	Lake	826	21	776	4	0	0	9	16	29	16	810	98.1%	9	Yes
118	Lake	1,484	14	1,452	2	0	0	0	16	3	14	1,470	99.1%	9	
119	Lake	2,069	34	1,992	4	2	0	5	32	38	34	2,035	98.4%	9	Yes
120	Lake	1,049	13	1,000	2	3	0	14	17	34	10	1,039	99.0%	9	Yes
121	Lake	940	14	899	4	0	0	3	20	16	13	927	98.6%	9	Yes

Geography		Population	Race							Ethnicity		Total Minority			
Tract	County	Total	White	Black	American Indian / Alaska Native	Asian	Native Hawai'in / Pacific Islander	Other Race	Two or More Races	White, Hispanic (any race)	non-Hispanic	No.	%	Transit Service	Low* Income
122	Lake	1,459	8	1,438	0	0	0	2	11	6	5	1,454	99.7%	9	Yes
123	Lake	3,038	203	2,702	2	2	1	71	57	179	135	2,903	95.6%	4, 9	Yes
124	Lake	4,804	235	4,355	15	21	1	69	108	209	168	4,636	96.5%	9	Yes
125	Lake	5,155	376	4,513	14	10	0	126	116	314	289	4,866	94.4%	9	Yes
126	Lake	2,707	193	2,388	4	1	0	56	65	130	154	2,553	94.3%	9	Yes
127	Lake	3,515	253	3,097	11	15	0	58	81	190	196	3,319	94.4%	9	Yes
128	Lake	2,326	91	2,101	11	3	0	64	56	163	30	2,296	98.7%	9	Yes
201	Lake	4,750	3,768	192	15	33	7	638	97	1,788	2,703	2,047	43.1%	1, 3, 9	
202	Lake	2,513	2,083	67	15	12	0	296	40	849	1,567	946	37.6%	1, 3, 9	
203	Lake	6,601	4,690	464	42	27	0	1,188	190	3,198	2,875	3,726	56.4%	1, 3, 9	Yes
204	Lake	5,554	3,375	669	35	12	0	1,233	230	3,566	1,300	4,254	76.6%	1, 3, 9	Yes
205	Lake	3,984	1,952	960	28	7	2	850	185	2,138	844	3,140	78.8%	1, 3, 9	Yes
206	Lake	2,255	849	1,209	7	6	0	134	50	411	634	1,621	71.9%	1, 3, 9	Yes
207	Lake	5,183	1,875	2,401	26	20	3	669	189	1,470	1,225	3,958	76.4%	1, 3, 9	Yes
208	Lake	4,455	660	3,371	9	4	0	316	95	704	365	4,090	91.8%	1, 3, 9	Yes
209	Lake	4,375	2,475	999	10	409	0	346	136	886	2,018	2,357	53.9%	1, 3, 9	
210	Lake	5,183	3,519	665	36	30	1	774	158	1,851	2,605	2,578	49.7%	1, 3, 9	
211	Lake	3,016	2,266	267	11	11	1	368	92	972	1,726	1,290	42.8%	1, 3, 9	
213	Lake	3,630	2,279	883	14	26	1	333	94	870	1,836	1,794	49.4%	1, 3, 9	
214	Lake	5,175	2,688	1,251	43	14	3	941	235	2,033	1,808	3,367	65.1%	1, 3, 9	
215	Lake	2,285	1,559	381	14	26	1	257	47	549	1,313	972	42.5%	1, 3	Yes
216	Lake	2,996	2,083	392	17	10	0	372	122	999	1,568	1,428	47.7%	1, 3, 9	
217	Lake	4,913	3,144	987	24	27	5	573	153	1,491	2,361	2,552	51.9%	1, 3, 9	
218	Lake	3,696	2,202	994	9	25	0	295	171	831	1,771	1,925	52.1%	1, 3, 9	Yes
219	Lake	5,184	3,572	723	28	51	0	621	189	1,712	2,637	2,547	49.1%	1, 3, 9	
220	Lake	5,082	2,945	1,349	28	54	0	519	187	1,245	2,378	2,704	53.2%	1, 3, 9	
301	Lake	1,456	24	1,365	1	0	0	13	53	97	3	1,453	99.8%	1, 3, 9	Yes
302	Lake	1,436	325	852	2	2	0	204	51	554	29	1,407	98.0%	1, 3, 9	Yes

Geography		Population	Race							Ethnicity		Total Minority			
Tract	County	Total	White	Black	American Indian / Alaska Native	Asian	Native Hawai'in / Pacific Islander	Other Race	Two or More Races	White, Hispanic (any race)	non-Hispanic	No.	%	Transit Service	Low* Income
303	Lake	2,577	230	2,102	17	0	0	168	60	441	73	2,504	97.2%	1, 3, 9	Yes
304	Lake	3,505	1,813	791	17	2	4	761	117	2,475	279	3,226	92.0%	1, 3, 9	Yes
305	Lake	4,201	2,046	1,093	52	5	0	902	103	2,777	364	3,837	91.3%	1, 3, 9	
306	Lake	5,052	2,738	1,020	35	7	4	1,108	140	3,252	802	4,250	84.1%	1, 3, 9	Yes
307	Lake	2,064	534	1,079	19	1	0	369	62	864	154	1,910	92.5%	1, 3, 9	
308	Lake	4,272	1,513	1,573	35	9	3	1,023	116	2,581	209	4,063	95.1%	1, 3, 9	
309	Lake	3,575	1,097	1,690	8	1	0	700	79	1,722	190	3,385	94.7%	1, 3, 9	Yes
310	Lake	1,560	210	1,171	1	7	1	123	47	342	37	1,523	97.6%	1, 3, 9	Yes
401	Lake	1,474	1,148	74	6	12	0	185	49	558	824	650	44.1%	3, 9	
402	Lake	3,523	2,663	100	31	22	0	598	109	1,478	1,909	1,614	45.8%	3, 9	
403	Lake	7,895	6,705	373	25	294	0	315	183	922	6,176	1,719	21.8%	3, 9	
404.01	Lake	5,208	4,688	142	3	140	1	176	58	546	4,334	874	16.8%	3, 9	
404.02	Lake	4,533	3,530	195	12	646	1	59	90	329	3,291	1,242	27.4%	3, 9	
404.03	Lake	5,967	5,285	111	7	297	1	182	84	613	4,888	1,079	18.1%	3, 9	
405.01	Lake	3,623	2,841	430	1	125	0	126	100	497	2,507	1,116	30.8%	3, 9	
405.02	Lake	3,519	3,057	211	4	97	0	86	64	385	2,789	730	20.7%	3, 9	
406	Lake	3,759	3,379	94	13	49	0	151	73	534	3,040	719	19.1%	3, 9	
407	Lake	5,031	4,511	161	7	37	0	207	108	631	4,140	891	17.7%	3, 9	
408.01	Lake	3,888	3,578	68	10	28	0	141	63	498	3,264	624	16.0%	3, 9	
408.02	Lake	3,907	3,661	33	14	44	1	88	66	502	3,299	608	15.6%	3, 9	
409	Lake	6,604	6,072	145	14	56	0	185	132	802	5,535	1,069	16.2%	1, 4, 9	
410.01	Lake	5,525	2,587	2,496	15	28	4	234	161	679	2,247	3,278	59.3%	1, 4, 9	
410.02	Lake	4,666	4,047	206	13	49	1	233	117	759	3,591	1,075	23.0%	1, 4, 9	
411	Lake	2,377	1,993	65	20	3	1	217	78	537	1,722	655	27.6%	9	Yes
412	Lake	2,474	1,956	228	17	23	2	131	117	389	1,758	716	28.9%	9	Yes
413.02	Lake	2,771	2,233	266	22	7	4	151	88	420	2,026	745	26.9%	9	
414	Lake	2,847	2,362	275	13	7	0	97	93	410	2,104	743	26.1%	9	
415	Lake	1,650	449	1,102	4	2	0	46	47	153	389	1,261	76.4%	9	Yes
416	Lake	4,638	3,758	154	30	27	2	451	216	1,190	3,163	1,475	31.8%	4, 5, 9	Yes

Geography		Population	Race							Ethnicity		Total Minority			
Tract	County	Total	White	Black	American Indian / Alaska Native	Asian	Native Hawai'in / Pacific Islander	Other Race	Two or More Races	White, Hispanic (any race)	non-Hispanic	No.	%	Transit Service	Low* Income
417	Lake	4,625	3,496	209	18	10	2	662	228	1,514	2,852	1,773	38.3%	4, 5, 9	
418	Lake	6,437	5,373	175	34	28	0	614	213	1,563	4,589	1,848	28.7%	4, 5, 6, 9	
419	Lake	4,912	4,529	70	16	30	0	165	102	619	4,146	766	15.6%	4, 5, 6, 9	
420	Lake	6,568	5,811	342	10	49	1	230	125	722	5,385	1,183	18.0%	4, 5, 6, 9	
421	Lake	5,547	4,483	516	45	60	0	286	157	961	3,906	1,641	29.6%	4, 5, 9	
422	Lake	6,591	5,910	270	18	23	1	231	138	991	5,266	1,325	20.1%	4, 5, 9	
423	Lake	7,248	5,308	1,232	28	155	2	322	201	1,002	4,729	2,519	34.8%	4, 5, 6, 9	
424.01	Lake	6,444	2,171	3,746	18	59	0	288	162	782	1,785	4,659	72.3%	4, 9	
424.02	Lake	7,111	3,337	3,118	13	45	5	336	257	999	2,832	4,279	60.2%	4, 5, 9	
424.03	Lake	4,189	1,146	2,715	9	23	0	178	118	411	978	3,211	76.7%	4, 9	
425.01	Lake	6,217	3,528	1,940	4	87	0	371	287	1,046	3,024	3,193	51.4%	4, 9	
425.03	Lake	3,132	1,688	1,167	5	38	0	145	89	401	1,469	1,663	53.1%	4, 5, 9	
425.04	Lake	7,346	5,488	1,309	17	152	0	209	171	787	4,996	2,350	32.0%	4, 5, 9	
425.05	Lake	6,203	2,976	2,687	18	144	1	232	145	624	2,681	3,522	56.8%	4, 5, 9	
426.02	Lake	6,428	5,442	434	16	170	0	189	177	788	4,941	1,487	23.1%	1, 4, 9	
426.05	Lake	7,145	6,635	109	17	102	6	178	98	668	6,209	936	13.1%	4, 9	
426.06	Lake	3,355	2,468	527	12	89	0	182	77	495	2,219	1,136	33.9%	4, 9	
426.07	Lake	7,304	6,639	145	17	101	3	264	135	872	6,103	1,201	16.4%	4, 9	
426.08	Lake	4,413	4,097	69	5	38	1	150	53	402	3,859	554	12.6%	4, 9	
426.09	Lake	8,442	7,903	123	10	62	7	224	113	676	7,491	951	11.3%	4, 9	
427.02	Lake	5,513	4,883	231	10	108	1	210	70	552	4,542	971	17.6%	4, 9	
427.03	Lake	4,892	4,226	193	4	315	0	86	68	431	3,911	981	20.1%	4, 9	
427.04	Lake	4,450	4,111	95	5	56	0	111	72	421	3,834	616	13.8%	4, 9	
428.01	Lake	9,226	8,095	279	26	395	0	242	189	933	7,473	1,753	19.0%	4, 9	
428.02	Lake	5,573	5,226	79	9	71	2	111	75	425	4,952	621	11.1%	4, 9	
429.01	Lake	6,141	5,881	23	20	19	2	117	79	370	5,664	477	7.8%	4, 9	
429.02	Lake	6,302	5,864	74	9	81	0	184	90	547	5,550	752	11.9%	4, 9	
430.01	Lake	4,550	4,275	52	4	76	0	73	70	301	4,084	466	10.2%	4, 9	
430.02	Lake	5,443	5,185	33	8	40	2	94	81	404	4,917	526	9.7%	4, 9	

Geography		Population	Race							Ethnicity		Total Minority			
Tract	County	Total	White	Black	American Indian / Alaska Native	Asian	Native Hawai'in / Pacific Islander	Other Race	Two or More Races	White, Hispanic (any race)	non-Hispanic	No.	%	Transit Service	Low* Income
431.01	Lake	2,875	2,730	9	5	16	1	50	64	182	2,622	253	8.8%	4, 9	
431.02	Lake	7,631	7,353	68	17	47	1	64	81	383	7,071	560	7.3%	4, 9	
432.01	Lake	3,424	3,286	19	5	14	1	48	51	172	3,179	245	7.2%	4, 9	
432.02	Lake	7,833	7,185	188	11	210	0	123	116	551	6,783	1,050	13.4%	4, 5, 9	
433	Lake	10,054	9,172	226	28	195	5	255	173	845	8,680	1,374	13.7%	4, 5, 6, 9	
434.01	Lake	6,826	6,593	29	17	23	0	77	87	334	6,368	458	6.7%	4, 9	
434.03	Lake	6,581	6,288	32	23	17	5	131	85	498	5,952	629	9.6%	4, 9	
434.04	Lake	1,668	1,629	2	2	5	0	14	16	67	1,582	86	5.2%	4, 6, 9	
434.05	Lake	5,516	5,315	25	12	20	0	71	73	222	5,197	319	5.8%	4, 9	

Lake Total	496,005	319,412	128,263	1,628	6,142	108	28,792	11,660	82,663	274,162	221,843	44.7%	1, 3, 4, 5, 6, 9	45
------------	---------	---------	---------	-------	-------	-----	--------	--------	--------	---------	---------	-------	------------------	----

505.05	Porter	2,469	2,262	52	3	14	1	64	73	260	2,102	367	14.9%	5, 6, 9	
504.07	Porter	3,735	3,104	343	13	19	3	133	120	450	2,856	879	23.5%	5, 6, 9	
507.04	Porter	4,823	4,456	80	12	130	5	61	79	220	4,311	512	10.6%	5, 6, 7, 9	
506.04	Porter	8,091	7,635	119	12	157	0	64	104	370	7,370	721	8.9%	5, 6, 7, 9	
510.08	Porter	2,210	2,144	12	3	8	0	17	26	96	2,071	139	6.3%	5, 6, 9	
510.07	Porter	7,157	6,789	72	12	66	0	101	117	516	6,435	722	10.1%	5, 6, 9	
510.05	Porter	4,425	4,059	130	4	111	0	51	70	237	3,889	536	12.1%	5, 6, 9	
510.06	Porter	4,417	4,184	48	20	36	1	64	64	302	3,967	450	10.2%	5, 6, 9	
505.07	Porter	3,973	2,896	644	18	35	1	255	124	672	2,549	1,424	35.8%	5, 6, 9	
505.06	Porter	5,641	4,791	341	17	84	0	311	97	945	4,214	1,427	25.3%	5, 6, 9	
505.09	Porter	4,803	4,086	247	14	58	0	288	110	772	3,678	1,125	23.4%	5, 6, 9	
506.03	Porter	3,413	3,263	15	5	34	1	48	47	175	3,153	260	7.6%	5, 6, 7, 9	
507.03	Porter	3,409	3,254	17	6	32	3	54	43	179	3,138	271	7.9%	5, 6, 7, 9	
505.08	Porter	6,071	5,095	435	29	56	0	296	160	1,132	4,394	1,677	27.6%	5, 6, 9	
504.05	Porter	1,110	1,067	12	1	14	0	1	15	36	1,035	75	6.8%	5, 6, 9	
502.03	Porter	6,659	6,211	83	29	157	0	81	98	328	6,002	657	9.9%	5, 6, 9	

Geography		Population	Race							Ethnicity		Total Minority			
Tract	County	Total	White	Black	American Indian / Alaska Native	Asian	Native Hawai'in / Pacific Islander	Other Race	Two or More Races	White, (any race)	non-Hispanic Hispanic	No.	%	Transit Service	Low* Income
501.03	Porter	8,049	7,770	60	25	35	2	54	103	308	7,547	502	6.2%	5, 6, 9	
503	Porter	6,483	6,098	89	16	53	1	121	105	453	5,800	683	10.5%	5, 6, 9	
511.01	Porter	6,160	5,973	41	9	18	0	41	78	311	5,745	415	6.7%	5, 6, 9	
507.02	Porter	8,173	7,224	434	30	110	6	145	224	612	6,834	1,339	16.4%	5, 6, 7, 9	
509	Porter	4,187	3,564	164	13	151	3	174	118	397	3,371	816	19.5%	5, 6, 7, 9	Yes
508	Porter	6,703	5,896	221	40	186	1	206	153	576	5,576	1,127	16.8%	5, 6, 7, 9	
501.01	Porter	9,319	8,784	101	30	124	0	112	168	645	8,302	1,017	10.9%	5, 6, 9	
505.03	Porter	5,214	4,760	160	11	16	0	154	113	512	4,462	752	14.4%	5, 6, 9	
510.02	Porter	8,469	8,148	101	15	40	1	81	83	422	7,827	642	7.6%	5, 6, 7, 9	
511.02	Porter	4,432	4,344	8	9	17	0	17	37	170	4,212	220	5.0%	5, 6, 9	
505.01	Porter	6,150	5,326	336	41	31	1	235	180	964	4,692	1,458	23.7%	5, 6, 9	
504.02	Porter	7,914	6,827	368	33	74	4	398	210	1,208	6,135	1,779	22.5%	5, 6, 9	
506.02	Porter	4,437	4,147	71	11	64	0	66	78	225	4,012	425	9.6%	5, 6, 7, 9	
502.02	Porter	6,242	5,833	90	13	64	2	125	115	440	5,559	683	10.9%	5, 6, 9	

Porter Total		164,338	149,990	314,328	494	1,994	2,488	3,818	3,112	6,930	141,238	23,100	14.1%	5,6,7,9	1
--------------	--	---------	---------	---------	-----	-------	-------	-------	-------	-------	---------	--------	-------	---------	---

429	LaPorte	3,760	3,664	14	11	9	1	16	45	72	3,620	140	3.7%	5, 9	
411	LaPorte	2,179	1,985	125	8	33	2	5	21	35	1,959	220	10.1%	9	
409	LaPorte	2,778	784	1,802	17	1	0	47	127	127	742	2,036	73.3%	9	Yes
418	LaPorte	6,054	5,701	38	7	6	0	202	100	525	5,403	651	10.8%	8, 9	
427	LaPorte	5,363	5,002	155	11	8	0	69	118	197	4,908	455	8.5%	9	
428	LaPorte	3,005	2,921	11	11	4	0	13	45	67	2,875	130	4.3%	5, 9	
426	LaPorte	8,743	6,959	1,511	19	32	0	137	85	503	6,638	2,105	24.1%	5, 9	
415	LaPorte	5,009	4,761	77	18	46	2	31	74	114	4,678	331	6.6%	5, 9	
414	LaPorte	3,887	2,440	1,191	13	24	2	74	143	271	2,294	1,593	41.0%	5, 9	
417	LaPorte	3,395	3,239	64	7	11	2	18	54	54	3,207	188	5.5%	9	
425	LaPorte	5,060	4,843	73	10	23	1	51	59	176	4,739	321	6.3%	8, 9	
423	LaPorte	2,345	1,834	246	9	7	0	154	95	316	1,721	624	26.6%	8, 9	

Geography		Population	Race							Ethnicity		Total Minority			
Tract	County	Total	White	Black	American Indian / Alaska Native	Asian	Native Hawai'in / Pacific Islander	Other Race	Two or More Races	White, Hispanic (any race)	non-Hispanic	No.	%	Transit Service	Low* Incom
422	LaPorte	3,214	3,061	39	4	34	0	34	42	134	2,967	247	7.7%	8, 9	
419	LaPorte	5,390	5,271	35	4	9	1	18	52	125	5,171	219	4.1%	9	
416	LaPorte	6,330	5,962	146	18	60	3	46	95	168	5,855	475	7.5%	9	
424	LaPorte	7,425	6,759	181	16	34	2	251	182	582	6,496	929	12.5%	8, 9	
421	LaPorte	6,394	5,665	100	21	22	0	408	178	854	5,309	1,085	17.0%	8, 9	
401	LaPorte	3,901	1,915	1,783	17	9	4	76	97	214	1,804	2,097	53.8%	9	Yes
413	LaPorte	2,627	1,812	648	10	7	0	33	117	115	1,760	867	33.0%	9	Yes
420	LaPorte	2,517	2,274	94	2	12	0	77	58	191	2,175	342	13.6%	8, 9	
407	LaPorte	1,535	1,095	297	4	6	0	69	64	125	1,056	479	31.2%	9	
406	LaPorte	4,852	3,549	1,024	9	37	0	74	159	219	3,446	1,406	29.0%	9	
412	LaPorte	1,059	1,026	11	1	4	0	6	11	16	1,016	43	4.1%	9	
405	LaPorte	3,433	2,947	308	5	71	1	35	66	160	2,838	595	17.3%	9	
403	LaPorte	2,677	1,887	524	9	6	0	94	157	231	1,789	888	33.2%	9	Yes
404	LaPorte	3,141	2,684	227	13	28	0	84	105	184	2,617	524	16.7%	9	
408	LaPorte	2,988	2,322	434	18	15	0	71	128	212	2,234	754	25.2%	9	
430	LaPorte	2,406	1,425	843	14	25	0	33	66	106	1,378	1,028	42.7%	9	Yes
LaPorte Totals		111,467	93,787	205,254	306	583	889	2,226	2,543	4,769	90,695	20,772	18.6%	5, 8, 9	5
NIRPC Totals		771,810	563,189	145,158	2,428	8,719	165	34,836	17,315	102,689	506,095	265,715	34.4%		51

*"Low Income" tracts are areas identified as Qualified Census Tracts for HUD's Low-Income Housing Tax Credits for 2014. To qualify, a tract must have 50 percent of households with incomes below 60 percent of the Area Median Gross Income (AMGI) or have a poverty rate of 25 percent or more.

PROPOSED 2017 BUDGET AMENDMENT

Additional Funds

Amendment 1: To add new revenue

\$ 28,000 TO: Other Revenue

Purpose: To add new funds to the 2017 budget.

These funds are the balance of the original grant and contract. This amendment will enable the City of Hobart to pursue possible transit operating options and funding.

DETAILED BUDGET LINE	Original	Addition	Amended
Revenue: FTA 5307 - Transit Planning - Feasibility	-	22,400	22,400
Revenue: Third Party Match - City of Hobart	-	5,600	5,600
Expenses Contractual: Hobart Feasibility Study	-	28,000	28,000

AMENDMENT 3:

CHANGES IN THE BASIC AGREEMENT BETWEEN THE NORTHWESTERN INDIANA REGIONAL PLANNING COMMISSION AND SRF CONSULTING GROUP, INC. FOR CITY OF HOBART TRANSIT FEASIBILITY STUDY PROCURED UNDER RFP 15-15

Part I. Basic Agreement

2. Description of Services Provided by the Contractor:

The Contractor shall provide the identified goods and services as amended in the Scope of Work Amendment as Part II of this Agreement.

Additional Tasks to Scope of Work Changes:

Task 1: Assess Phased Implementation

It is anticipated that CMAQ funding would be used to support operating funding for the first approximately three years of FULL service operations, however, CMAQ funding for the region is presently committed through 2020. As an option to waiting until scheduled CMAQ funding is available (2021) to implement service, Hobart proposes to investigate a phased/early implementation assessment that includes the following tasks:

- Develop a staffing plan reflective of Alternative 1A and 1B from the feasibility plan and Hobart work rules. Included would be administrative staff needs, reservations/dispatch needs, driver needs, and maintenance.
- Facilitate a workshop to discuss concepts/ideas for early, or partial implementation, including staff needs, options for contracting specific elements (to SLCCS for example), benefits/costs of partial implementation, information required to request use of CMAQ funds for transit implementation, etc.
- Document the findings from the workshop, including the material required for requesting CMAQ funds (so Hobart is prepared in the event CMAQ funding is available because other project timelines shifted).
- Identify potential funding sources for capital and operating costs in addition to the traditional FTA formula and PMTF funding distributed through NIRPC.

Task 2: Evaluate Alternate Department Management Options

Subtasks within this task are anticipated to be completed through a second meeting or an extended workshop for Task 1. Included are:

- Discuss with City of Hobart administrative staff the work rules for departments (i.e. are city employee in a union, etc.) to refine a potential service staffing plan for Alternative 1B.
- Discuss with City of Hobart administrative staff alternate departmental options for transit, including being a subdivision of a current department or creating a new department.
- Document the findings for presentation to the city council.

Task 3: Refined Operating/Service Plan

Based on the outcomes of discussion and analyses from Task 1 and Task 2, SRF will develop a refined operating/service plan to address:

- Potential alternate operating focuses throughout the day (early AM commuter, middle of day general service, late afternoon commuter).
- Flexibility in FTA charter rules to allow irregular hours services (i.e. holiday lights tours, trips to sporting/cultural events, etc.).
- Costs associated with refined/revised operating plan.
- Conduct a final meeting to discuss the refined operating plan concept.

Task 4: Council Coordination/Presentation

SRF will prepare and assist city staff in a presentation to the council meeting regarding the refined concept. The intent will be to provide the council with the information needed to gain support for implementation of the refined alternative including the service concept, which department would be responsible for transit, and an implementation schedule.

4. Terms of the Agreement:

The additional services added in the scope of work as Part II of this agreement will not increase the contract amount. All services must be completed by June 30, 2017 with final invoice due no later than July 10, 2017.

All other provisions of the original agreement shall remain the same.

Agreement:

It is hereby agreed and understood by the party's signatory hereto that these changes made to the Agreement becomes executed when the appropriate signatures are affixed hereto and the date of contract award is established as the _____, day of February 2017.

NORTHWESTERN INDIANA REGIONAL
PLANNING COMMISSION

SRF Consulting Group, Inc.

By:

By:

Tyson Warner
Executive Director

Name

Date

Date

Attest:

Angie Hayes
Contracting Officer

ENVIRONMENTAL MANAGEMENT POLICY COMMITTEE

NIRPC- Lake Michigan Room

February 2, 2017

Members/Guests: Geof Benson, Deb Backhus, Lauri Keagle, Jennifer Gadzala, Kevin Breitzke, Ellen Kapitan, Nick Janzen, Will Farrellbegg, Michael Kuss, Jeff Edstrom, Tim Kingsland, Reggie Korthals, Richard Morrisroe, Tim Zorn, Natalie Johnson, Kay Nelson, Leslie Dorworth, Brenda Scott-Henry

NIRPC Staff: Kathy Luther, Ty Warner, Meredith Stilwell

Call to Order and Pledge of Allegiance

Chairman Benson called the meeting to order at 9:15 am with the Pledge of Allegiance and self-introductions.

Approval of December 1, 2016 EMPC Minutes

On motion by Kevin Breitzke and second by Richard Morrisroe, the December 1, 2016 EMPC meeting minutes were unanimously approved as presented.

Due to difficulties connecting with EPA for the presentation through Go to Meeting, Chairman Benson called for announcements.

- South Shore Clean Cities Annual meeting is February 14, 2017 at Blue Chip.
- Kevin Breitzke recommended watching Senator Ed Charbonneau's bills (SB 511 & SB 416) that affect water use throughout the State.

Chairman Benson called for public comment.

Kay Nelson reviewed deadlines at the State House for the month of February, and announced there were no staffing changings at the upper level of the Department of Natural Resources (DNR) with the new administration. The Asian carp issue is still ongoing.

Reggie Korthals announced the 185 permitted municipalities for stormwater in Indiana (MS4) are rolling into the 501c3 Indiana MS4 Partnership. There will continue to be an annual meeting in May to provide federal and state compliance information, technical assistance and an opportunity to network. Information and registration are available at www.indianams4.org.

Presentations:

a. EPA Superfund Work in East Chicago at the USS Lead Site – *Jaime Brown, EPA*

The USS lead site was added to the Superfund List in 2009 with two operable units, the residential area (OU1), which is split into 3 zones, and the former USS lead smelter (OU2). While EPA has had a presence in this area since the mid-80's, the overall site falls under the remedial program. If during the remedial investigation an issue is uncovered that warrants an immediate or time critical removal, the portion is referred to the removal program to take care of the risk to human health and environment and the remedial program continues with their investigation. Between 2008 and 2011, 29 properties were excavated and in 2012 EPA issued a record of decision (ROD) for the entire site. The zones were initially established by identifying

potentially responsible parties (PRP). There is an area left in Zone 2 for which EPA is negotiating with the PRPs to provide money to take care of.

The initial consent decree covered Zones 1 and 3 activities and remedial action was ready for Zone 1 in May/June 2016. Issues were faced regarding clean up in Zone 1 with residents still in place, due to the high levels of lead found. Since it was unknown how long the remedial action would take, interim actions were taken. Zone 1 responses have included sampling of indoor dust, cleaning of residences, resident interviews, community air monitoring and sampling. Over 600 samples have been collected. 270 homes have been cleaned and 37 residences have declined cleaning. While a lot of area has been covered there are still areas where property owners have not been located or access granted.

In Zones 2 and 3 properties deemed as high priority have over 1,200 parts per million (ppm) lead and/or over 68 ppm of arsenic in the top 6" of soil. Properties with women of child bearing age or children under the age of seven in the home are also considered to be high priority. In 2016, 17 properties were identified as high priority for cleanup in Zone 2 and 38 in Zone 3. For 2017, 71 properties have been identified in Zone 2 and 33 in Zone 3. Soil cleanup for these properties will begin in the spring and EPA is meeting with potentially responsible parties for reimbursement. Indoor dust sampling has been done for both Zones 2 and 3. Out of 66 residences sampled for contamination, 32 required cleaning and 18 have been completed to date. Indoor dust sampling will resume in the spring where cleanup is planned and cleaning will be conducted after soil cleanup is complete. Sampling results and cleanup status on a block by block level can be found at <https://www.epa.gov/uss-lead-superfund-site>.

The presenter spoke on the East Chicago issue of lead in the water, but clarified he was not an expert on the subject. Lead comes from a variety of sources including service lines and associated galvanized iron pipe, brass plumbing fittings/fixtures, and leaded solder. East Chicago has a large percentage of service lines made of lead. Tests were performed on a pilot basis out of abundance of caution. EPA used sequential sampling which involves a set of samples, collected one right after another, that capture all of the water in the plumbing from the kitchen tap to the water main. The sampling is for diagnostic purposes to determine the source of lead. Flushing after completion of soil cleanup significantly lowered lead levels at some homes with high lead. EPA is reviewing data/information to determine whether excavation is affecting lead levels in zones 2 and 3. The Indiana Department of Environmental Management has been working with the City to optimize the dosage for the corrosion control treatment which forms a protective coating on the interior of the pipes and East Chicago is exploring funding for replacing lead service lines. EPA is also doing research to help identify homes with lead services lines. It was noted an upcoming meeting would feature a presentation by Peg Donnelly from EPA on the subject.

Meeting adjourned at 11:03 a.m.

Technical Planning Committee Meeting

Construction Advancement Foundation Training Center

6050 Southport Road, Portage

January 10, 2017

MINUTES

Chairman Michael Griffin called the meeting to order at 9:00 a.m. with the Pledge of Allegiance and self-introductions. Members present included Michael Griffin, Kevin Breitzke, Geof Benson, William Emerson, Jr., George Topoll, Daryl Lampkin, David Wright, Rebecca “Sis” Williams, Lyndsay Quist, Tyler Kent, Mark O’Dell, Tom MacLennan, Jerry Siska, Beth Shrader and Kay Nelson. Joyce Newland and Mary Enright participated by conference phone. Others present included Mike Yacullo, Ismail Attallah, Joe Crnkovich, Deb Backhus, Phil Gralik, Robin Bardozi-Tillman, Jack Eskin, Jake Dammarell, Jeff Huet, Randy Strasser, Tom Silich, Fred Williams, Don Oliphant, and Chris Moore. Staff present included Mitch Barloga, Gary Evers, Kathy Luther, Stephen Sostaric, James Winters, Eman Ibrahim, Amanda Pollard and Mary Thorne.

The minutes of the December 6, 2016 Technical Planning Committee meeting were approved by general consent.

Mitch Barloga presented a refresher overview of the vision and principles of the 2040 Plan. Various themes of the plan will be revisited at future meetings.

Stephen Sostaric reported that there were no regionally significant comments received on the Regional Corridor Study.

Eman Ibrahim presented an overview of the Regional Corridor Study work which was done as a part of the last Unified Planning Work Program (UPWP). The study identified 22 segments which, when completed, would provide better connectivity and relieve congestion. On a motion by Kevin Breitzke and a second by Rebecca Williams, the Regional Corridor Study was recommended by the Committee to the Commission for adoption.

Mitch Barloga explained that the 2040 Companion Update Amendment #3 for the SR 249 additional Access Bridge to the Ports of Indiana-Burns Harbor was adopted by the Commission last month, but it was never formally recommended by this Committee. As a formality, Kay Nelson moved to affirm and ratify the amendment approved by the Commission last month. The motion was seconded by Geof Benson. The TPC recommended the amendment.

Kathy Luther reported on the Dep River-Portage Burns Waterway Plan Implementation meeting will be held next Thursday at the Construction Advancement Foundation’s main building at 10 a.m. \$300,000 will be spent in the next eight months in these critical areas. Attend the meeting for more information.

Amanda Pollard explained that the quarterly tracking reports are due before January 21. The Transportation Resource and Oversight Committee (TROC) meets the first Thursday and the last Tuesday of the month and this is problematic with the TIP amendment scheduling.

Amanda Pollard explained FY 2016-2019 Transportation Improvement Program (TIP) Amendment #33 consisting of one bridge rehab/repair in Portage. No adverse comments were received and the amendment was reviewed by the Interagency Consultation Group. On a motion by Beth Shrader and a second by Rebecca Williams, the Committee voted to recommend TIP Amendment #33 to the Commission for adoption.

James Winters announced that FFY 2018-2021 transit project selection update for \$17 million in investment for the next three years. The transit operators will meet after this meeting. Projects include the West Lake expansion and double tracking, Livable Broadway Bus Rapid Transit, Valparaiso V-Line and Dash expansion.

Topical Committee reports were given for the Ped Pedal & Paddle Committee and Land Use Committee.

Joyce Newland reported that FHWA and FTA will be conducting a certification review of the Northwestern Indiana Regional Planning Commission's planning process in mid-July. There will be a public involvement component to it.

Tom Silich, Hobart Trustee, spoke at length on drainage issues on US Highway 6. Hobart and Lake Station representatives will meet with Mitch Barloga to discuss possible application and funding avenues.

Kay Nelson discussed the legislative session items in the General Assembly for 2017. Specific bills mentioned were SB 85 and HB 1002.

Mitch Barloga announced SB 31 will provide for \$2 million per year funding for trail maintenance through the state. He also referred to the handout on the Greenways & Blueways successes.

Stephen Sostaric announced the redesign of the NIRPC website. Tweaking is being performed.

Michael Griffin announced the upcoming meetings and noted the office is closed on January 16 in observance of Rev. Martin Luther King, Jr. Day. The next Technical Planning Committee meeting will be on February 14, 2017 at 9:00 a.m. in the Lake Michigan Room at the NIRPC office. Hearing no other business, he adjourned the meeting at 10:30 a.m.

A Digital MP3 of this meeting is filed. Contact Mary Thorne at the phone number or email below should you wish to receive a copy or a portion of it.

The Northwestern Indiana Regional Planning Commission (NIRPC) prohibits discrimination in all its programs and activities on the basis of race, color, sex, religion, national origin, age, disability, marital status, familial status, parental status, sexual orientation, genetic information, political beliefs, reprisal, or because all or part of an individual's income is derived from any public assistance program.

RESOLUTION 17-07

A RESOLUTION OF THE NORTHWESTERN INDIANA REGIONAL PLANNING COMMISSION RECOMMENDING CHANGES TO THE NATIONAL HIGHWAY SYSTEM IN LAKE, PORTER, AND LAPORTE COUNTIES

March 16, 2017

WHEREAS, Northwest Indiana's citizens require a safe, efficient, effective, resource-conserving regional transportation system that maintains and enhances regional mobility and contributes to improving the quality of life in Northwest Indiana; and

WHEREAS, Title 23 of the Code of Federal Regulations Part 470 establishes that the National Highway System (NHS), overseen by the U.S. Department of Transportation's Federal Highway Administration, consists of roadways vital to the nation's, and consequently Northwest Indiana's, economy, defense, and mobility; and

WHEREAS, Northwest Indiana is served by several major roads and highways already identified as being a part of the National Highway System; and

WHEREAS, Northwest Indiana's roads and highways are subject to change in the type of traffic they serve and level of service they provide over time; and

WHEREAS, some of Northwest Indiana's roads and highways not heretofore identified as being a part of the National Highway System warrant inclusion on the National Highway System; and

WHEREAS, some of Northwest Indiana's roads and highways previously identified as being a part of the National Highway System no longer warrant inclusion on the National Highway System; and

WHEREAS, the Indiana Department of Transportation, the agency responsible for formally requesting changes to the Federal Highway Administration in the State of Indiana, is requesting the Commission to recommend any changes to the National Highway System in its metropolitan planning area; and

WHEREAS, staff to the Commission have examined the guidelines for determining eligibility and applicability for roads and highways to be included on the National Highway System; and

WHEREAS, staff to the Commission have conducted extensive dialog with Indiana Department of Transportation staff about candidate roads and highways in Northwest Indiana to change in their National Highway System inclusion status.

WHEREAS, the Commission's Technical Planning Committee reviewed the recommended changes to the National Highway System at its March 14, 2017 meeting and acted to recommend the Commission to recommend the changes.

NOW, THEREFORE, BE IT RESOLVED that Commission officially recommends that the Indiana Department of Transportation request the Federal Highway Administration to make the changes here noted to the National Highway System in Lake, Porter, and LaPorte Counties.

Duly adopted by the Northwestern Indiana Regional Planning Commission this sixteenth day of March, 2017.

Michael W. Griffin
Chairperson
ATTEST:

Diane Noll
Secretary

Recommended Changes to NHS in Lake, Porter, and LaPorte Counties

Route Name	From	To	Request
37TH AV	Georgia Street	US 6	Remove From NHS
61ST AV	SR 51	SR 55	Remove From NHS
61ST ST	Hobart Rd	County Line	Remove From NHS
COUNTY LINE RD	SR 130	61st St	Remove From NHS
SR - 130 / Lincolnway	US 30	SR 51	Remove From NHS
EAST MICHIGAN BLVD	US 12	I-94	Remove From NHS
FRANKLIN ST	9th St	US-20	Remove From NHS
GRANT ST	US-12 / US-20	I-94/ I-80	Remove From NHS
MORSE ST	133rd Ave	131st Ave	Remove From NHS
PINE ST	US-12	9th St	Remove From NHS
RAMP 004A	Cline Ave Ramps at Inland Steel Overpass		Remove From NHS
RIDGE RD	Georgia Street	Calumet St	Remove From NHS
SR 149	US-12	SR-130	Remove From NHS
SR 152	I-80/ I-94	US-20	Remove From NHS
SR 2	Division St	US 30	Remove From NHS
SR 2	US-421	600 E	Remove From NHS
SR 212	I-94	US-12	Remove From NHS
SR 249	US-20	I-94	Remove From NHS
SR 312	US-41	SR-912	Remove From NHS
SR 51	US-6	US-30	Remove From NHS
SR 53	US-12/US-20	US-30	Remove From NHS
SR 55	Ridge Rd	US 231	Remove From NHS
SR 912	I-80/ I-94	Ridge Rd	Remove From NHS
US 12	State Park Boundary Rd	Porter LaPorte County Line	Remove From NHS
US 12	Rhode Island St	I-90	Remove From NHS
US 12	Lake Porter County Line	Tremont Rd	Remove From NHS
US 12	Porter LaPorte County Line	Michigan State Line	Remove From NHS
US 20	Us-12	Lake Porter County Line	Remove From NHS
US 20	Porter LaPorte County Line	I-94	Remove From NHS
US 20	Lake Porter County Line	Porter LaPorte County Line	Remove From NHS
US 231	US 41	I-65	Remove From NHS
US 421	US-20	I-94	Remove From NHS
WASHINGTON ST	9th St	Us-12	Remove From NHS
WEST LAKE SHORE DR	133rd Ave	132nd Pl	Remove From NHS
US 20	US-12	SR-912	Remove From NHS
CHICAGO AVE	SR-912	Industrial Hwy	Add To NHS
INDUSTRIAL HWY	Chicago Ave	Gary-Chicago Airport	Add To NHS
INLAND STEEL OPAS	SR-912	Arcelor Mittal Steel	Add To NHS
SR 2	US-20	St. Joseph County Line	Add To NHS
SR 39	Michigan State Border	I-90	Add To NHS
SR 49	SR-2	I-94	Add To NHS
SR 912	Guthrie Rd	Dickey Rd	Add To NHS
US 20	I-94	SR -2	Add To NHS
US 35	I-94	Starke County Line	Add To NHS
US 6	Calumet Ave	St. Joseph County Line	Add To NHS

RESOLUTION 17-04

**A RESOLUTION OF THE NORTHWESTERN INDIANA
REGIONAL PLANNING COMMISSION AMENDING THE
2016-2019 TRANSPORTATION IMPROVEMENT PROGRAM FOR LAKE,
PORTER, AND LAPORTE COUNTIES, INDIANA
AMENDMENT NO. 34
March 16, 2017**

WHEREAS, Northwest Indiana's citizens require a safe, efficient, effective, resource-conserving regional transportation system that maintains and enhances regional mobility and contributes to improving the quality of life in Northwest Indiana; and

WHEREAS, the Northwestern Indiana Regional Planning Commission, hereafter referred to as "the Commission", being designated the Metropolitan Planning Organization (MPO) for the Lake, Porter and LaPorte County area, has established a regional, comprehensive, cooperative, and continuing (3-C) transportation planning process to develop the unified planning work program, a transportation plan, and a transportation improvement program to facilitate federal funding for communities, counties, and transit operators, and to provide technical assistance and expertise to regional transportation interests; and

WHEREAS, the Commission performs the above activities to satisfy requirements of the Fixing America's Surface Transportation (FAST) Act of 2015 (PL 114-94), applicable portions of all prior federal transportation program authorizing legislation, as well as other federal, state, and local laws mandating or authorizing transportation planning activities; and

WHEREAS, the FY 2016-2019 Transportation Improvement Program is a product of a multi-modal, 3-C transportation planning process, compatible with regional goals and objectives and socio-economic and demographic factors used to form the *2040 Comprehensive Regional Plan (CRP)*, as amended; and

WHEREAS, the FY 2016-2019 Transportation Improvement Program is an implementation of the *2040 Comprehensive Regional Plan (CRP), as amended*; is fiscally constrained, and is consistent with the State Implementation Plan for Air Quality; and

WHEREAS, the FY 2016-2019 Transportation Improvement Program is developed by the Commission in coordination and cooperation with local elected and appointed highway and transit officials, special interest and service organizations, including users of public transit, the Indiana Department of Transportation, the Indiana Department of Environmental Management, the U.S. Federal Highway Administration, the U.S. Federal Transit Administration, and the U. S. Environmental Protection Agency; and

WHEREAS, the changes to the FY 2016-2019 Transportation Improvement Program brought about by this amendment were reviewed by the Air Quality Conformity Task Force's Interagency Consultation Group (ICG); and

WHEREAS, the changes to the FY 2016-2019 Transportation Improvement Program brought about by this amendment were subjected to public comment in the manner prescribed by the 2014 Public Participation Plan with no comments received; and

WHEREAS, the Technical Policy Committee (TPC) has recommended that the Northwestern Indiana Regional Planning Commission make these changes to the 2016-2019 Transportation Improvement Program.

NOW, THEREFORE, BE IT RESOLVED that the Northwestern Indiana Regional Planning Commission hereby amends the 2016-2019 Transportation Improvement Program by adding the new projects and making other changes as shown on the attachment to this resolution.

Duly adopted by the Northwestern Indiana Regional Planning Commission this sixteenth day of March, 2017.

Michael W. Griffin
Chairperson

ATTEST:

Diane Noll
Secretary

2016-2019 Transportation Improvement Program for Lake, Porter, and LaPorte Counties, Indiana
 Amendment #34 March 2017

Changes to Existing Local Projects/Project Phases

1382601	Valparaiso	Construct Silhavy Rd Roundabout at LaPorte Ave	Add project to TIP (Advance CN from 2022) & Increase Award.	STBG I Chicago UA	CN	2018	\$	4,448,451	\$	3,558,760	\$	889,691
CN moved from 2022 to 2018.												
1601869	Michigan City	Construct Singing Sands Trail Phase III (Increase Federal Award	STBG II Mich City UA	PE	2017	\$	863,025	\$	690,420	\$	172,605
CN in 2020 or 2021. Cost to complete: \$6.8 million.												
1601868	LaPorte County	Wayfinding Signage Plan/PE	Increase Federal Award	STBG II Mich City UA	PE	2017	\$	43,750	\$	35,000	\$	8,750
1400774	LaPorte County	ADA Sidewalk Improvements in Rolling Prairie, Hanna, & Union Mills	Increase Federal Award	TAP Mich City UA	PE	2017	\$	47,500	\$	38,000	\$	9,500
Cost to Complete: \$250,000. CN in 2018.												
1382219	LaPorte County	Johnson Rd Intersection Improvements at CR 400 North.	Increase Federal Award	STBG II Mich City UA	RW	2017	\$	70,550	\$	56,440	\$	14,110
				PYB Mich City UA	RW	2017	\$	250,000	\$	200,000	\$	50,000
Cost to Complete: \$1.2 million. CN in 2019.												
1592640	LaPorte (City)	Sidewalk Replacement - Various Locations	Increase Federal Award (Post-Letting)	STBG II Mich City UA	CN	2017	\$	459,073	\$	367,258	\$	91,815

1592419	Lowell	Sign Replacement: Regulatory & Warning	Increase Federal Award	HSIP Penalty Chicago UA	CN	2017	\$	144,000	\$	144,000	\$	-
1601150	LaPorte (City)	Purchase Alternative Fuel (Propane)	Increase Federal Award	CMAQ Mich City UA	PE	2017	\$	73,808	\$	59,046	\$	14,762
1382219	Portage	Willowcreek Rd Intersection Improvements at Central Ave.	Increase Federal Award	CMAQ Chicago UA	RW	2017	\$	68,750	\$	55,000	\$	13,750
				PYB Chicago UA	RW	2017	\$	125,000	\$	100,000	\$	25,000
1382657	Chesterton	PE for Environmental Mitigation Engineering & Testing	Increase Federal Award	TAP Chicago UA	PE	2017	\$	36,000	\$	28,800	\$	7,200
1601845	Hobart	Alternative Fuel Purchase (CNG)	Change Year	CMAQ Chicago UA	PE	2017	\$	47,894	\$	38,315	\$	9,579

Deleted LPA Projects/Project Phases

0900075	Valparaiso	Reconstruct Silhavy Rd from LaPorte Ave to Evans Ave. No Added Travel Lanes.	Remove from TIP (Delay project to 2022)	STBG II Chicago UA	CN	2018	\$	3,587,600	\$	2,870,808	\$	716,792
---------	------------	---	---	--------------------------	----	------	----	-----------	----	-----------	----	---------

CN moved from 2018 to 2022.

1592340	Michigan City	Int Imp: Cleveland Ave @ Coolspring Ave	Eliminate Phase	STBG II	PE	2017	\$	312,500	\$	250,000	\$	62,500
				Mich City UA	RW	2019	\$	187,500	\$	150,000	\$	37,500

Eliminate Project from TIP & Remove from SPMS.

1500324	Michigan City	Singing Sands Trail 2 (N Franklin St to Liberty Trail)	Eliminate Phase	TAP Mich City UA	RW	2017	\$	312,500	\$	250,000	\$	62,500
---------	----------------------	--	-----------------	------------------	----	------	----	---------	----	---------	----	--------

Cost to Complete: \$2.1 million. CN in 2019. Length: 1.4 miles.