

# Meeting People Where They Are: Integrating Harm Reduction into the Care Continuum

**Madison Alton**

*Indiana Family and Social Services Administration,  
Division of Mental Health and Addiction*

June 28, 2023



INDIANA MENTAL HEALTH AND ADDICTION CONFERENCE

# Learning Objectives

- 1. Describe the importance of harm reduction practices across the substance use care continuum.*
- 2. Understand how to navigate the local landscape when implementing harm reduction services.*
- 3. Identify areas of opportunity, or “touchpoints”, for harm reduction interventions.*

# Touchpoints

- Record linkage of:
  - Emergency Medical Services (EMS)
  - Emergency Department (ED)
  - Prescription Drug Monitoring Programs (PDMP)
  - Jail Booking
  - Prison Release
- Partnership between Management Performance Hub, Research Triangle Institute, and Division of Mental Health and Addiction

Ray, B., Christian, K., Bailey, T., Alton, M., Proctor, A., Haggerty, J., ... & Aalsma, M. C. (2023). Antecedents of fatal overdose in an adult cohort identified through administrative record linkage in Indiana, 2015–2022. *Drug and Alcohol Dependence*, 247, 109891.



# Overdose Touchpoints Statewide in the 12-months prior to fatal overdose (N=13,882, 1.1.15-12.31.21)

	Prevalence		Frequency		Days to last event		Total events 2015-2021	Average events per year 2015-2021	Rate per 100,000 events
	N	Percent	Mean	S.D.	Mean	S.D.			
Jail booking	3,628	26.1%	1.7	1.09	151.1	105.58	4,833,697	690,528	69.8
Prison release	477	3.4%	1.1	0.28	156.4	108.07	81,606	11,658	560.0
Prescription medication dispensation	8,167	58.8%	12.8	12.56	71.3	93.81	93,561,676	13,365,954	8.1
Emergency department event	8,980	64.7%	3.5	4.35	96.3	99.46	31,200,056	4,457,151	26.8
Emergency medical services response	5,148	37.1%	2.6	3.37	96.4	105.49	5,918,958	845,565	5.1

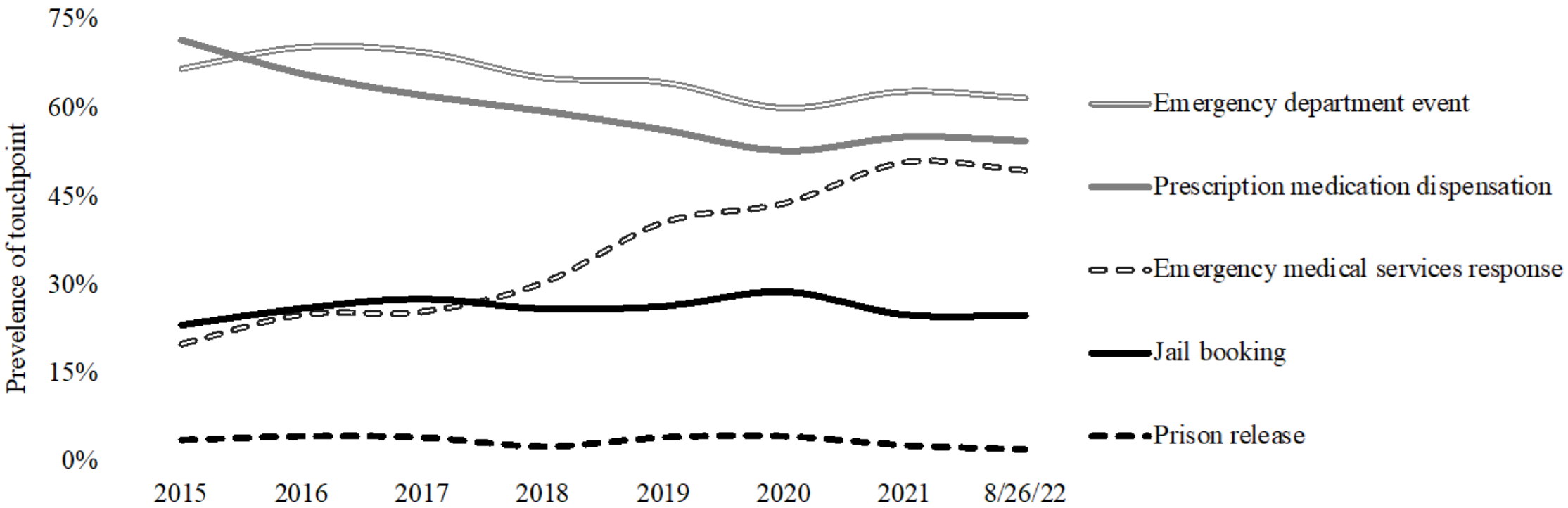
27 per 100,000 ED events is a patient who will overdose in 12-months

Within 12-months prior to overdose death 65% of people had an ED visit

Ray, B., Christian, K., Bailey, T., Alton, M., Proctor, A., Haggerty, J., ... & Aalsma, M. C. (2023). Antecedents of fatal overdose in an adult cohort identified through administrative record linkage in Indiana, 2015–2022. *Drug and Alcohol Dependence*, 247, 109891.



# Touchpoint Prevalence Trends



Ray, B., Christian, K., Bailey, T., Alton, M., Proctor, A., Haggerty, J., ... & Aalsma, M. C. (2023). Antecedents of fatal overdose in an adult cohort identified through administrative record linkage in Indiana, 2015–2022. *Drug and Alcohol Dependence*, 247, 109891.



# Touchpoints

- FORTRESS
  - Fatal Overdose Review Teams – Research to Enhance Surveillance Systems
- Near real-time dashboards to further look at touchpoints at the county-level

<https://reporter.nih.gov/project-details/10590303>

## Opportunities for Opioid Misuse and OUD Identification & Intervention

Identification  
& Referral  
Settings

**Screening at Points of Contact:**  
Emergency Rooms, Justice Settings,  
Primary Care, Schools, etc.

**Ongoing Engagement with Referring System:**  
Primary Care, Probation, Drug Courts, Schools, Etc.

Service  
Delivery  
Settings

**Referral to Preventative  
Services or Brief  
Interventions:** Primary  
Care, Schools, etc.

**OUD Treatment  
Engagement & Retention:**  
Primary Care, OTPs,  
Specialty Treatment

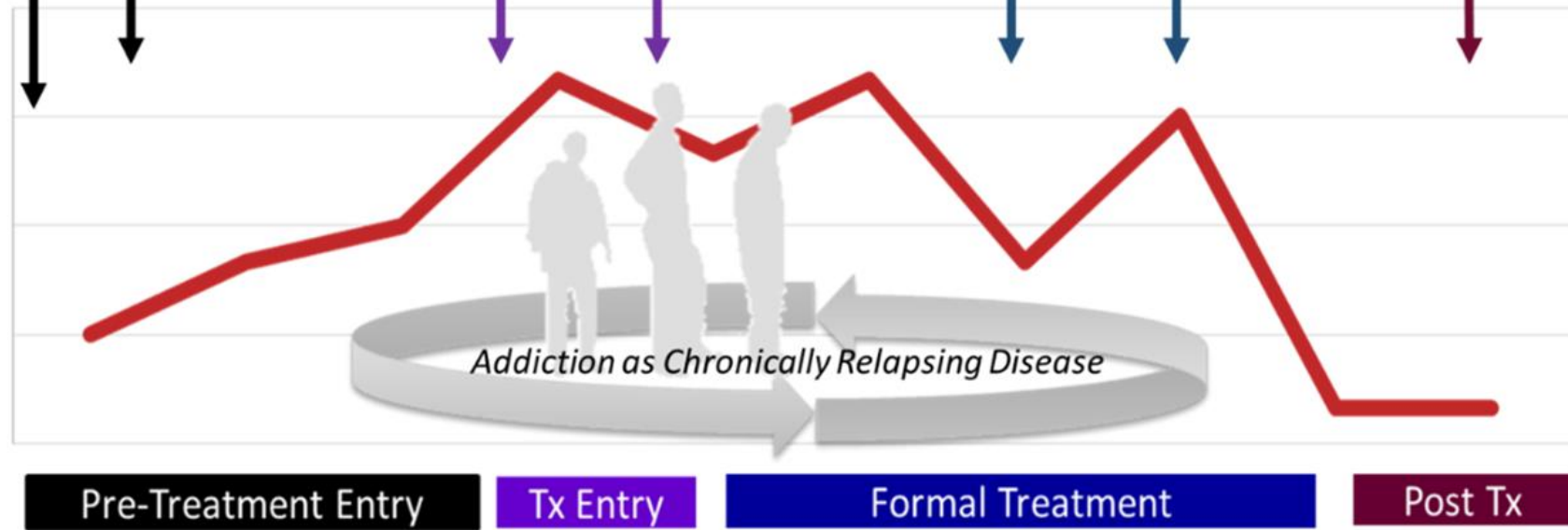
**Recovery Support  
Services:** Treatment  
programs, social service  
agencies, etc.

Trajectory of Addiction & Substance Use

Substance Use

High

Low



# Basics of Harm Reduction

- Non-judgmental, non-coercive services aimed at reducing harms associated with drug use
- This can include:
  - Naloxone
  - Fentanyl test strips
  - Safer use supplies
  - Wound care & first aid items
  - Basic hygiene items
  - Education and stigma reduction
- Does not require abstinence from drug use



## Opportunities for Opioid Misuse and OUD Identification & Intervention

Identification  
& Referral  
Settings

**Screening at Points of Contact:**  
Emergency Rooms, Justice Settings,  
Primary Care, Schools, etc.

**Ongoing Engagement with Referring System:**  
Primary Care, Probation, Drug Courts, Schools, Etc.

Service  
Delivery  
Settings

**Referral to Preventative  
Services or Brief  
Interventions:** Primary  
Care, Schools, etc.

**OUD Treatment  
Engagement & Retention:**  
Primary Care, OTPs,  
Specialty Treatment

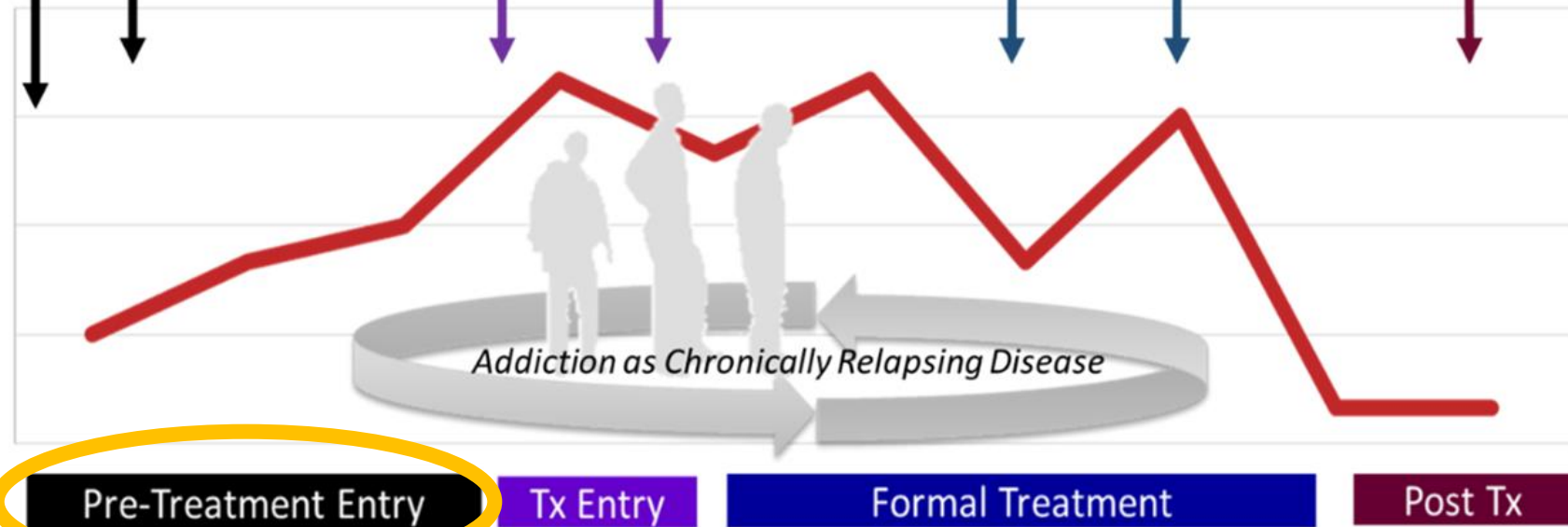
**Recovery Support  
Services:** Treatment  
programs, social service  
agencies, etc.

Trajectory of Addiction & Substance Use

Substance Use

High

Low



# State Initiatives

## Low-Threshold MOUD Clinics

- Emergency Department prescribes initial dose of buprenorphine
- Follow-up within 24 hours to outpatient MOUD services
- Linked to additional services such as peer support and counseling

# State Initiatives

## Integrated Reentry and Correctional Support program (IRACS)

- Peer Recovery Coaches in jail setting
- Coordinate with correctional, pre-trial and nursing staff, and community providers to support incarcerated individuals



# State Initiatives

## Harm Reduction Street Outreach Teams

- Teams of 2 Outreach Workers, 1 Supervisor
- Outreach spots: parks, community centers, hotels/motels, housing areas, gas stations, smoke shops
- Kits include: naloxone, FTS, wound care items, safe use supplies, basic hygiene items
- Education through conversation and printed material in the kit

# State Initiatives

## Harm Reduction Street Outreach Teams



-  The Artistic Recovery  
Lake, Porter, LaPorte  
Counties
-  Recovery Café Fulton  
County (We Bloom,  
Inc.)  
Fulton County
-  Recovery Café Indy  
(We Bloom, Inc.)  
Marion County
-  The Never Alone Project  
Marion County
-  Fayette County  
Connection Café  
Fayette and Wayne Counties
-  Addictions Coalition of  
Delaware County and  
Open Door Health  
Services  
Delaware County
-  Gateway to Hope and  
Meridian Health  
Services  
Tippecanoe County
-  Indiana Recovery  
Alliance  
Monroe County
-  Project ME FW, Inc.  
Allen County
-  AIDS Ministries/AIDS  
Assist of North Indiana  
Elkhart & St. Joseph Counties



# State Initiatives

## Mobile Integrated Response Systems

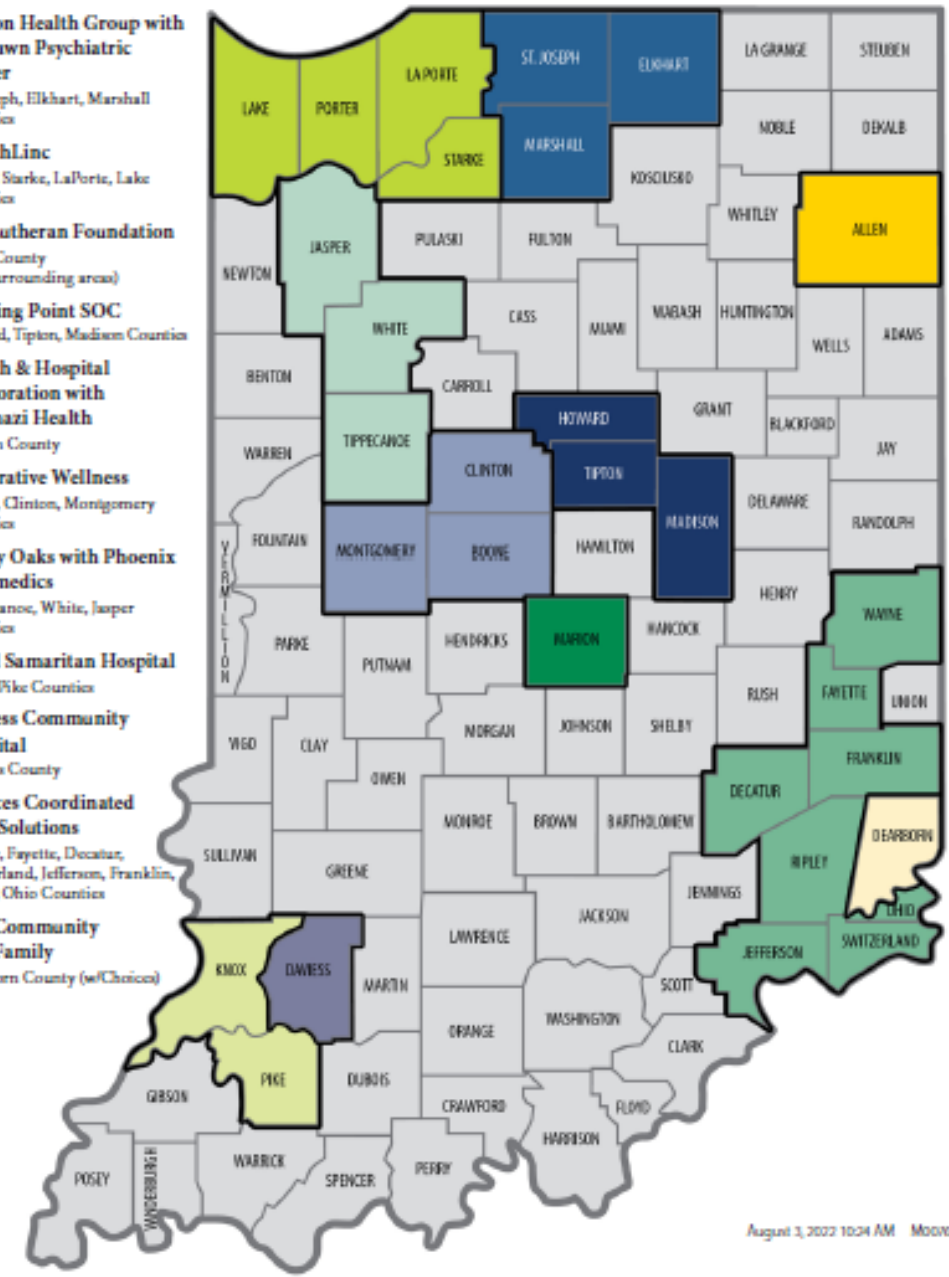
- Systemic approach integrated with a mobile response team that responds within 72 hours of referral.
- Teams consist of Peer Recovery Coach, Clinician, and optional first responder, prescriber, and law enforcement
- Naloxone distribution to clients encountered on runs

# State Initiatives

## Mobile Integrated Response Systems



- Beacon Health Group with Oaklawn Psychiatric Center**  
St. Joseph, Elkhart, Marshall Counties
- HealthLinc**  
Porter, Starke, LaPorte, Lake Counties
- The Lutheran Foundation**  
Allen County (and surrounding areas)
- Turning Point SOC**  
Howard, Tipton, Madison Counties
- Health & Hospital Corporation with Eskenazi Health**  
Marion County
- Integrative Wellness**  
Boone, Clinton, Montgomery Counties
- Valley Oaks with Phoenix Paramedics**  
Tippecanoe, White, Jasper Counties
- Good Samaritan Hospital**  
Knox, Pike Counties
- Daviss Community Hospital**  
Daviss County
- Choices Coordinated Care Solutions**  
Wayne, Fayette, Decatur, Switzerland, Jefferson, Franklin, Ripley, Ohio Counties
- One Community One Family**  
Dearborn County (w/Choices)



# State Initiatives

## Naloxone Access

- No-Contact Options
  - Naloxone Vending Machines
  - Naloxoboxes
  - Direct Mailing
- Mobile Outreach Efforts
- Community Education & Outreach





# State Initiatives

## Naloxone Access

October 1, 2022 – March 31, 2023

Distribution Type	Number of Doses Rural Areas	Number of Doses Non-rural Areas	Total Doses
Individuals	6,965	2,177	9,142
Naloxboxes	14,086	3,052	17,138
Naloxone Vending Machines	14,520	3,574	18,094
Harm Reduction Street Outreach	20,852	4,250	25,102
Registered Distribution Entities (including MIRS)	29,339	7,280	36,619
Other	6,949	2,012	8,961
<b>Total</b>	<b>92,711</b>	<b>22,345</b>	<b>115,056</b>

# State Initiatives

## 2-1-1 and 9-8-8

- Connect with a Peer Recovery Coach by dialing 2-1-1 and selecting '6' to speak with a peer
- 9-8-8 Suicide and Crisis Lifeline

## Opportunities for Opioid Misuse and OUD Identification & Intervention

Identification & Referral Settings

**Screening at Points of Contact:**  
Emergency Rooms, Justice Settings, Primary Care, Schools, etc.

**Ongoing Engagement with Referring System:**  
Primary Care, Probation, Drug Courts, Schools, Etc.

Service Delivery Settings

**Referral to Preventative Services or Brief Interventions:** Primary Care, Schools, etc.

**OUD Treatment Engagement & Retention:** Primary Care, OTPs, Specialty Treatment

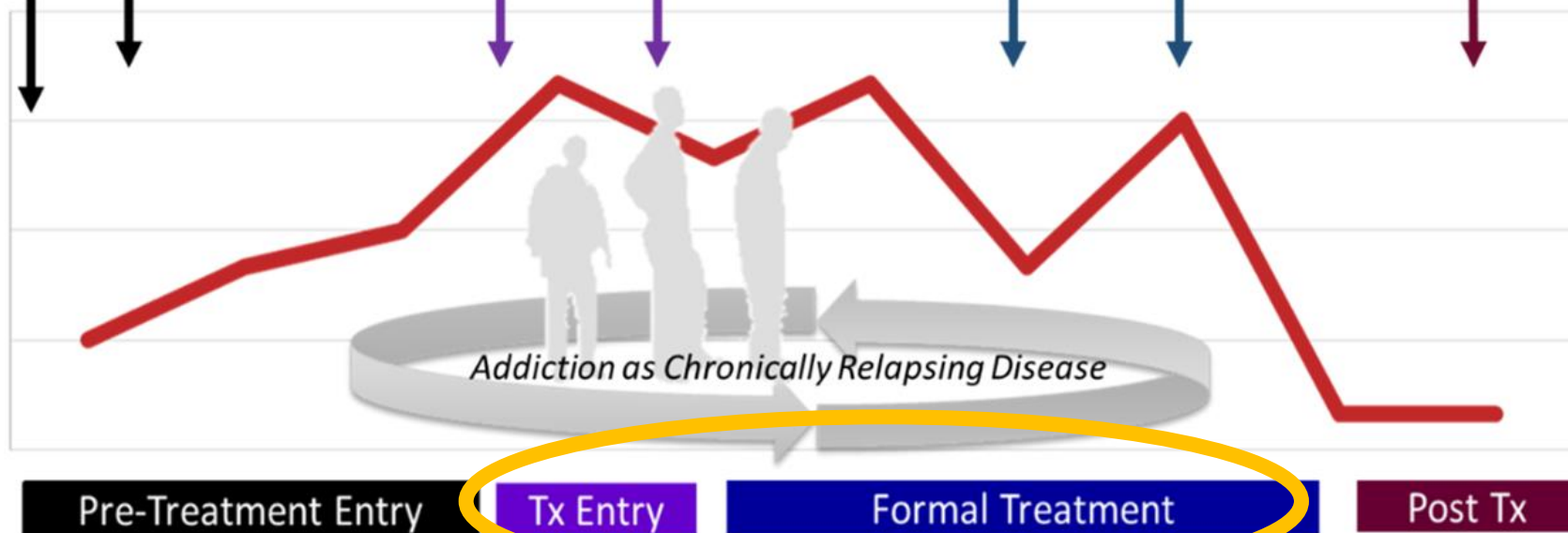
**Recovery Support Services:** Treatment programs, social service agencies, etc.

Trajectory of Addiction & Substance Use

Substance Use

High

Low



# State Initiatives

## Opioid Treatment Programs – Expansion Hours

- Funds extended hours for services through Opioid Treatment Programs
- Increased accessibility for medication



## Opportunities for Opioid Misuse and OUD Identification & Intervention

Identification & Referral Settings

**Screening at Points of Contact:**  
Emergency Rooms, Justice Settings, Primary Care, Schools, etc.

**Ongoing Engagement with Referring System:**  
Primary Care, Probation, Drug Courts, Schools, Etc.

Service Delivery Settings

**Referral to Preventative Services or Brief Interventions:** Primary Care, Schools, etc.

**OUD Treatment Engagement & Retention:** Primary Care, OTPs, Specialty Treatment

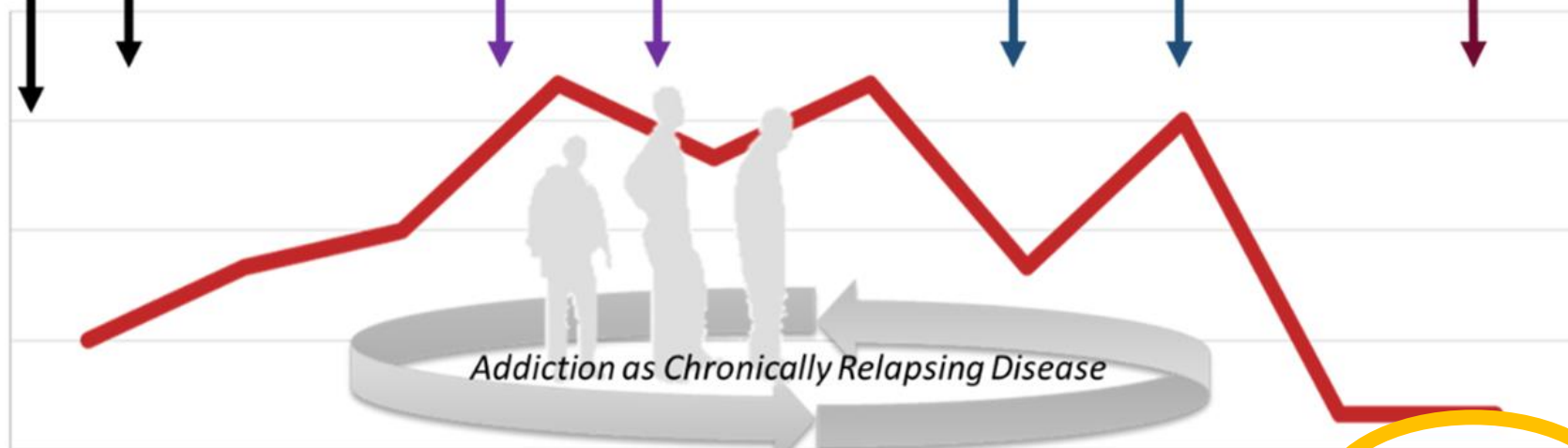
**Recovery Support Services:** Treatment programs, social service agencies, etc.

Trajectory of Addiction & Substance Use

Substance Use

High

Low



Pre-Treatment Entry

Tx Entry

Formal Treatment

Post Tx

# Indiana Regional Recovery Hubs

## State Initiatives

### Regional Recovery Hubs

- Connect individuals to peer support and services



**Regions served:**

**Northwest**

- Liberty House Recovery Café
- Three 20 Recovery
- Recovery Connections PACT
- Integrative Wellness
- Phoenix Paramedic QRT

**Northeast**

- Oaklawn
- Inspiration Ministries
- Project.ME
- Jay Co. Drug Prevention Coalition
- Turning Point SOC

**Central**

- IAIC, PACE, MRCL, Recovery Café Indy
- IAIC

**Southwest**

- Wabash Valley Recovery
- Putnam County Recovery
- Safe Haven Recovery Engagement Center
- Peace Zone

**Southeast**

- Scott Co. T.H.R.I.V.E.
- Connection Café
- 1 Voice



# Harm Reduction in Practice

- Get to know your nearest outreach team or harm reduction program.
- Keep naloxone onsite.
- Provide naloxone to individuals who leave programming & encourage them to reach out for help if needed.
- Provide a comprehensive resource list at discharge; including information on 211, 988 and the DMHA treatment locator.
- Know the nearest Opioid Treatment Program, or agency offering Medication Assisted Treatment.
- Connect with your local health department.
- Learn more through the National Harm Reduction Coalition



# Thank you!

**Madison Alton**

Database Analyst, Indiana FSSA-DMHA

[madison.alton@fssa.in.gov](mailto:madison.alton@fssa.in.gov)





# Meeting People Where They Are: Integrating Harm Reduction into the Care Continuum

**Kelly Hans**

*Holding Space Recovery Project*

June 28, 2023



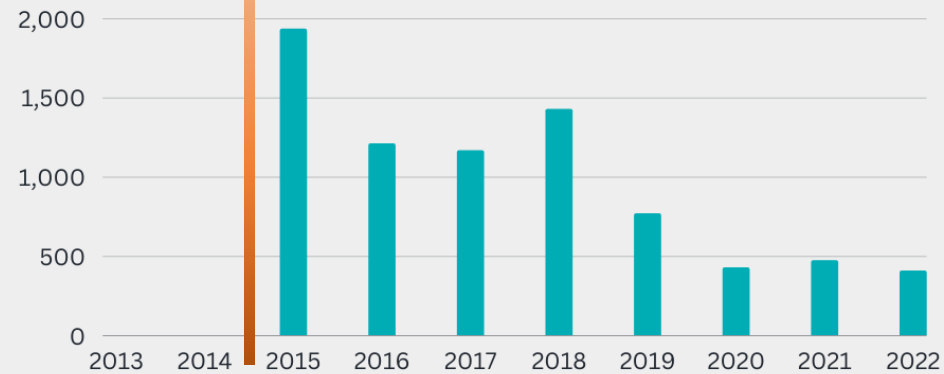
# Learning Objectives

1. Describe the importance of harm reduction practices across the substance use care continuum.
2. Understand how to navigate the local landscape when implementing harm reduction services.
3. Identify areas of opportunity, or “touchpoints”, for harm reduction interventions.

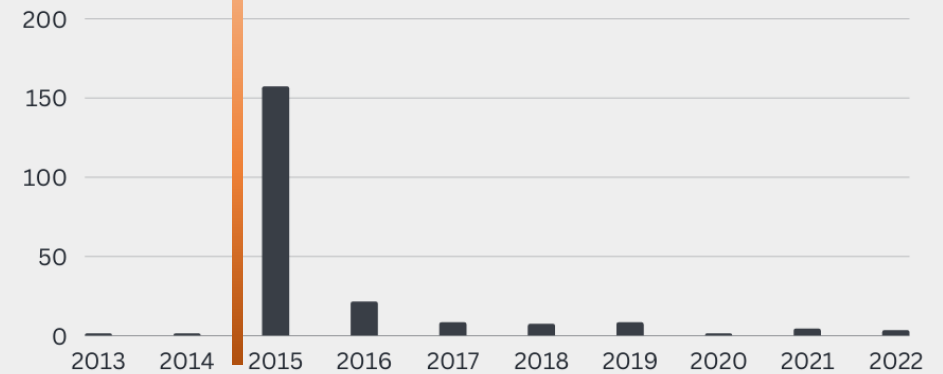


# Scott County Testing Statistics

**HIV TEST TOTAL**  
SCOTT COUNTY, INDIANA



**REACTIVE HIV TEST**  
SCOTT COUNTY, INDIANA





# The Beginning of Harm Reduction in Scott County...

- Average of 1,300 tests annually between years of 2015-2019
- Because of Harm Reduction Practices, a 78.5% decrease in positive tests seen in the first year
- Additionally, single-digit positive tests were recorded beginning in 2017 and continuing to present date

# One Stop Shop

- HIV/HCV Testing
- Infectious Disease Providers from IU Health twice a month
- Insurance Navigators on site once a week
- Snacks Provided as needed
- One hot meal every Wednesday
- On site Certified Peer Recovery Coaches available for resources
- Syringe Service Program



# 2020... COVID

- Testing numbers dropped
- One positive new case
- Overdose Deaths rose to 23
- Unable to allow access to buildings

**Personal connection lost**



2021



# Holding Space Recovery Project



holding space  
RECOVERY PROJECT



# November 2021-Austin City Council



# Harm Reduction Joins Recovery Community Organization





# Narcan Numbers

- 3 Nalox Boxes in Scott County
  - *941 Doses from 1/2022-5/2023*
- 1 Narcan Vending Machine at Scott Memorial Hospital
  - *1,153 Doses from 6/2022-5/2023*

# Thank you!

**Kelly Hans**

Executive Director, Holding Space Recovery Project

[kelly.hans@thriversco.org](mailto:kelly.hans@thriversco.org)

(812) 413-3324

